

## FINDLAY CITY COUNCIL MEETING AGENDA

REGULAR SESSION

OCTOBER 15, 2019

COUNCIL CHAMBERS

**ROLL CALL of 2018-2019 Councilmembers**

**ACCEPTANCE/CHANGES TO PREVIOUS CITY COUNCIL MEETING MINUTES:**

Acceptance or changes to the October 1, 2019 Regular Session City Council meeting minutes.

**Laurie Zydonik - Raise the Bar presentation**

**ADD-ON/REPLACEMENT/REMOVAL FROM THE AGENDA:** none

**PROCLAMATIONS:** none

**RECOGNITION/RETIREMENT RESOLUTIONS:** none

**PETITIONS:**

**Zoning amendment request – 2321 North Main Street**

Ralph Vandervlucht would like to change the zoning of 2321 North Main Street to R3 Single Family, High Density. It currently is zoned as C2 General Commercial. Needs to be referred to City Planning Commission and Planning & Zoning Committee.

**ORAL COMMUNICATIONS:** none

**WRITTEN COMMUNICATIONS:** none

**REPORTS OF MUNICIPAL OFFICERS AND MUNICIPAL DEPARTMENTS:**

**Findlay Police Department Activities Report** – September 2019.

**City Income Tax Monthly Collection Report** – September 2019.

**Findlay Fire Department Activities Report** –September 2019.

**Findlay Municipal Court Activities Report** – September 2019.

**City Auditor Staschiak – summary financial reports**

A set of summary financial reports for the prior month follows including:

- Summary of Year-To-Date Information as of September 30, 2019
- Financial Snapshot for General Fund as of September 30, 2019
- Open Projects Report as of September 30, 2019
- Cash & Investments as of September 30, 2019

**Precipitation and Reservoir levels report** – third (3<sup>rd</sup>) quarter July-September 2019.

**Board of Zoning Appeals minutes** –September 12 2019.

**Hancock Regional Planning Commission Director Matt Cordonnier – proposed zoning map update**

The Hancock Regional Planning Commission (HRPC) requests the review and discussion on a zoning map amendment. The map originally adopted in 1956 has had few updates since adoption which has caused a number of inconsistencies between current zoning, current property use, and actual zoning code. These inconsistencies are causing unnecessary time and money for residents having to request zoning amendments or variances. Additionally, they are restricting property owner’s utilization of their property due to misaligned setback requirements. Needs to be referred to the City Planning Commission (CPC).

**Hancock Regional Planning Director Matt Cordonnier –proposed zoning text amendment**

Hancock Regional Planning Commission (HRPC) requests the review and discussion for a zoning text amendment. The proposed amendment would make duplexes and triplexes a conditional use in the R3 Residential zoning district. Needs to be referred to the City Planning Commission (CPC).

**Officer/Shareholders Disclosure Form from the Ohio Department of Commerce Division of Liquor Control for WD RFP Findlay LLC, dba Rapid Fired Pizza, located at 2040 Tiffin Avenue, Findlay, Ohio for a D5 liquor permit. This requires a vote of Council.**

John E. Dunbar, Chief of Police – WD RFP Findlay LLC, dba Rapid Fired Pizza, located at 2040 Tiffin Avenue, Findlay, Ohio. A check of the records shows no criminal record on the following:

- Peter A. Wiley
- Byron C. Wiley
- Ross C. Wiley
- Helen M. Suniga

**Service Director/Acting City Engineer Thomas – large meter testing/calibration, project #35794400**

Service Director/Acting City Engineer Thomas like to utilize contractors to inspect, test, and calibrate the large water meters and fire line meters/connections located within the distribution system. It is very important for the City to ensure the accuracy of these meters since the large meters are being used by higher water users. It is also important to verify fire lines since they should not have domestic use off of them and are not billed. This project would inspect, test, and calibrate one hundred twenty-seven (127) meters that are three inches (3”) and larger, forty-eight (48) fire lines meters/connections and up to twenty-five (25) meters that are two inches (2”) in size. The work needs to be coordinated with the users to minimize any impact that the testing may have on City operations. In order to accomplish this, the work may need to be done overnight, on weekends, or even holidays depending on the user. If the work is completed overnight, it will also reduce the number of employees that would be available during the day to work on other projects or take care of issues that arise. This would make scheduling the work by City employees difficult and would result in additional overtime or holiday pay in order to get the work completed. It is difficult to estimate the labor cost that the Water Department would have if the project was done by their staff and would most likely be within ten percent (10%) of the cost that has been quoted by the outside contractor. Legislation to appropriate funds is requested. Ordinance No. 2109-093 was created.

FROM: Water Fund	\$ 95,625.00
TO: Large Meter Testing/Calibration Project #35794400	\$ 95,625.00

**COMMITTEE REPORTS:**

A **COMMITTEE OF THE WHOLE** meeting was held on Tuesday, October 1, 2019 to conduct a pre-budget meeting.

The **APPROPRIATIONS COMMITTEE** to whom was referred a request to discuss an emergency training center for Findlay and Hancock County's First Responders.

*We recommend proceeding with discussion of planning of the proposed STRIC Center.*

**LEGISLATION:**

**RESOLUTIONS:**

**RESOLUTION NO. 024-2019** (*walkable community*) **requires three (3) readings**  
**first reading**

A RESOLUTION SUPPORTING THE UNITED STATES SURGEON GENERAL'S CALL TO ACTION TO PROMOTE WALKING AND WALKABLE COMMUNITIES.

**ORDINANCES:**

**ORDINANCE NO. 2019-051** (*Utility Billing software*) **requires three (3) readings**  
**third reading – tabled after third reading on 8/6/19**

AN ORDINANCE AUTHORIZING THE DIRECTOR OF PUBLIC SERVICE OF THE CITY OF FINDLAY, OHIO, TO ENTER INTO A CONTRACT OR CONTRACTS WITH MUNI-LINK FOR THE UPDATING OF THE CITY OF FINDLAY'S UTILITY BILLING DEPARTMENT'S SOFTWARE, APPROPRIATING AND TRANSFERRING FUNDS, AND DECLARING AN EMERGENCY.

**ORDINANCE NO. 2019-081** (*payroll deductions for City employees*) **requires three (3) readings**  
**third reading**

AN ORDINANCE AUTHORIZING THE AUDITOR TO MAKE PAYROLL DEDUCTIONS FOR THOSE EMPLOYEES WHO HAVE ELECTED TO ENROLL IN THE HEALTH SAVINGS ACCOUNT (HSA) PLAN AND DECLARING AN EMERGENCY.

**ORDINANCE NO. 2019-082** (*Speedway Dr rezone*) **requires three (3) readings**  
**third reading**

AN ORDINANCE AMENDING CHAPTER 1100 ET SEQ OF THE CODIFIED ORDINANCES OF THE CITY OF FINDLAY, OHIO, KNOWN AS THE ZONING CODE BY REZONING THE FOLLOWING DESCRIBED PROPERTY (REFERRED TO AS SPEEWAY DRIVE REZONE) WHICH PREVIOUSLY WAS ZONED "C2 GENERAL COMMERCIAL DISTRICT" TO I1 LIGHT INDUSTRIAL.

**ORDINANCE NO. 2019-083** (640 Davis St rezone) requires three (3) readings

***third reading***

AN ORDINANCE AMENDING CHAPTER 1100 ET SEQ OF THE CODIFIED ORDINANCES OF THE CITY OF FINDLAY, OHIO, KNOWN AS THE ZONING CODE BY REZONING THE FOLLOWING DESCRIBED PROPERTY (REFERRED TO AS 640 DAVIS STREET REZONE) WHICH PREVIOUSLY WAS ZONED "R2 SINGLE FAMILY, MEDIUM DENSITY" TO "R4 DUPLEX/TRIPLEX".

**ORDINANCE NO. 2019-085** (add new Chapter 331.45 – distracted driving) requires three (3) readings

***third reading***

AN ORDINANCE AMENDING TITLE FIVE, CHAPTER 331 OF THE CODIFIED ORDINANCES OF THE CITY OF FINDLAY ENTITLED "OPERATION GENERALLY" TO DEFINE AND PROHIBIT CERTAIN VIOLATIONS COMMITTED WHILE DRIVING DISTRACTED.

**ORDINANCE NO. 2019-086** (salary ordinance) requires three (3) readings

***second reading***

AN ORDINANCE ESTABLISHING JOB CLASSIFICATIONS, PAY RANGES, SALARY SCHEDULES AND OTHER MATTERS THAT MAY AFFECT PAY, FOR ALL NON-ELECTED OFFICERS AND EMPLOYEES OF THE CITY OF FINDLAY, OHIO, AND REPEALING ORDINANCE NO. 2018-123 AND ALL OTHER ORDINANCES AND/OR PARTS OF ORDINANCES IN CONFLICT HERewith, AND DECLARING AN EMERGENCY.

**ORDINANCE NO. 2019-093** (large meter testing/calibration) requires three (3) readings

***first reading***

AN ORDINANCE APPROPRIATING FUNDS AND DECLARING AN EMERGENCY.

**UNFINISHED BUSINESS:**

**OLD BUSINESS**

**NEW BUSINESS**

PETITION FOR ZONING AMENDMENT

TO THE COUNCIL OF THE CITY OF FINDLAY, STATE OF OHIO:

We, the undersigned owner(s) of the following legally described property, hereby request consideration of a change in zoning district classification as specified below:

ADDRESS 2321 N main St SUBDIVISION NORTH VIEW

LOT No.(s) 1 & 2

If a rezoning request involves more than one parcel, City Code requires that the petition be signed by the owners of at least fifty per cent (50%) of the frontage of the lots under consideration. If applicable, owners must fill in the following section:

SIGNATURE	SUBDIVISION	LOT NO.	STREET FRONTAGE

IF NOT LOCATED IN A RECORDED SUBDIVISION, ATTACH LEGAL DESCRIPTION

EXISTING USE ATTACHED RESIDENCE

PRESENT ZONING DISTRICT CZ - General Commercial

PROPOSED ZONING DISTRICT R3 - Single Family - High Density

ATTACH:

- a. Vicinity map showing property lines, streets, and existing and proposed zoning.
- b. List of all property owners within, contiguous to, and directly across the street from the proposed rezoning.

**NOTE: COMPLIANCE WITH ABOVE REQUIREMENT IS EXTREMELY IMPORTANT. FAILURE TO NOTIFY ANY PROPERTY OWNER FALLING WITHIN THIS CRITERIA WILL POSSIBLY INVALIDATE THE REZONING ORDINANCE PASSED AS A RESULT OF THIS PETITION.**

- c. A written statement of the reason for the request and justification for the change. DIVIDE PROPERTY FOR RESALE OPTIONS
- d. If the area to be re-zoned is a portion of a parcel, a survey must be done for the portion to be changed and it must be recorded as a new parcel at the County Recorder's office

Name of Owner RALPH VANDER VLUCHT


Name of Contact Person if other than owner \_\_\_\_\_  
(A letter granting person to act on Owner's behalf must accompany application if not signed by Owner)

Mailing Address 2321 N Main St

Phone No. (Home) 419 306 2775 (Business) \_\_\_\_\_

Email: Dutch.vandervlucht@gmail.com

10/10/2019  
Date

  
Signature of contact Person

**OFFICE USE ONLY**

\$250.00 Fee Paid \_\_\_\_\_ \$100.00 Fee Paid PUD approval \_\_\_\_\_

Applicable Advertising and Filing Fees Paid \_\_\_\_\_

Date Petition Submitted to City Council \_\_\_\_\_

Referral to Planning Commission \_\_\_\_\_ Referral to Planning & Zoning \_\_\_\_\_

Planning Commission \_\_\_\_\_ Disposition \_\_\_\_\_

Planning & Zoning \_\_\_\_\_ Disposition \_\_\_\_\_

Public Hearing Date Set By Council \_\_\_\_\_ Date  
of Newspaper Notice \_\_\_\_\_

(Must be mailed at least 30 days prior to Hearing)

Date of Notice to Abutting Owners \_\_\_\_\_

(Must be mailed at least 20 days prior to Hearing)

Referred for Legislation: \_\_\_\_\_

Date of Readings by Council:

First \_\_\_\_\_ Second \_\_\_\_\_ Third \_\_\_\_\_

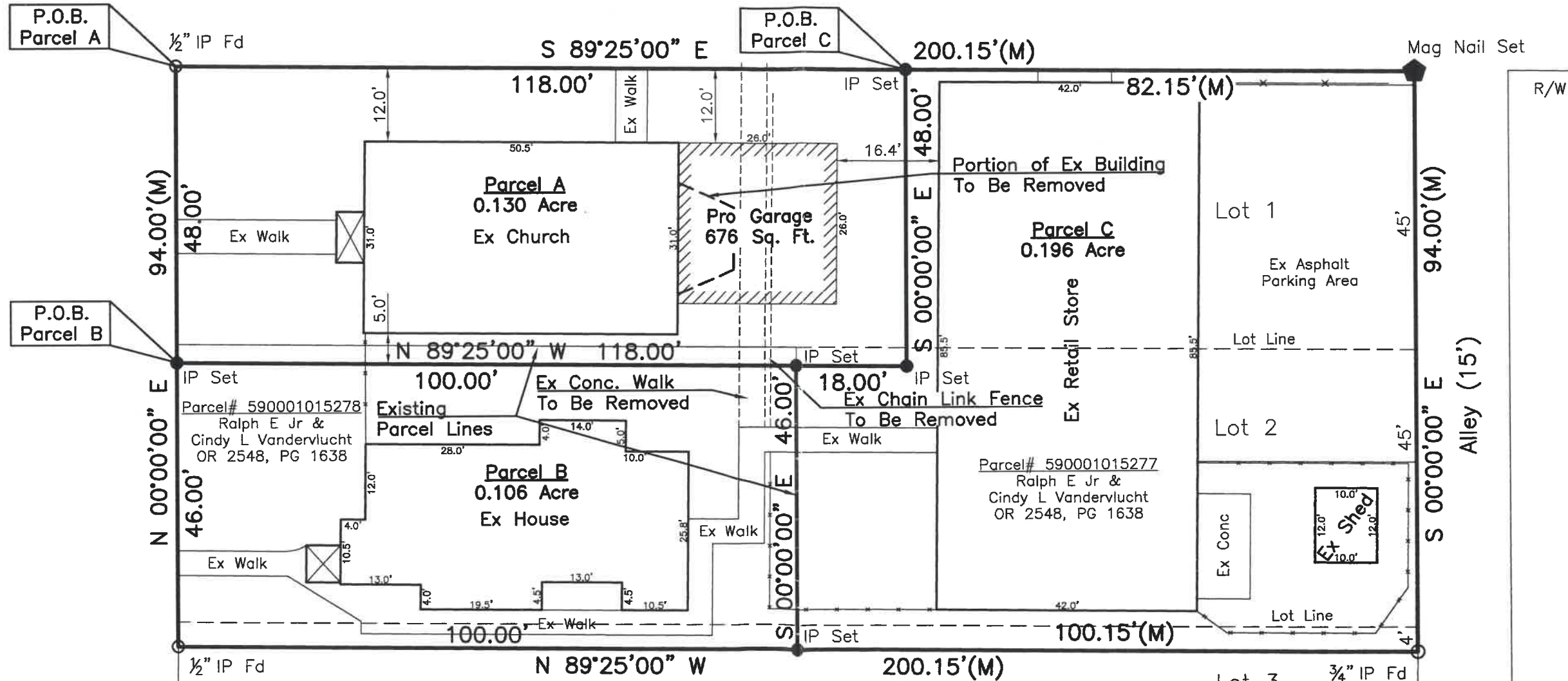
Action by Council: \_\_\_\_\_ Ordinance No. \_\_\_\_\_

# Parcel Split For Dutch Vandervlucht


Being Lots No. 1 and 2, and the North 4' of Lot No. 3, Block 37, North View Subdivision (Plat Book 2, Page 63)  
City of Findlay, Hancock County, Ohio

Ely Avenue (60' R/W)

North Main Street (90' R/W)



45'



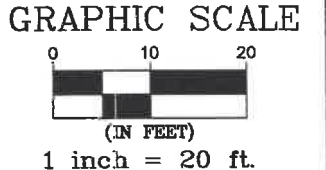
The Bearings On This Plat Are Based Upon An Assumed Meridian And Are Used Only For The Purpose Of Describing Angular Measurements

Parcel# 590001007937  
JBR Rentals II, LLC  
OR 2465, PG 895

(M) = Measured  
IP Set = 5/8"x30" Rebar With Peterman Associates Cap.

Date: 9/25/19

**NICK E. NIGH, P.S. #7384**  
 PETERMAN ASSOCIATES, INC.  
 3480 N. MAIN STREET  
 FINDLAY, OHIO 45840  
 Dwg By: ELT



Project No. 19-0352





website: [petermanaes.com](http://petermanaes.com)  
email: [petermansw@aol.com](mailto:petermansw@aol.com)

Phone: 419-422-6672  
Fax: 419-422-9466

3480 N. Main St., Findlay, Ohio 45840

---

Job # 19-0352A  
**LEGAL DESCRIPTION**  
Vandervlucht

0.130 Acre  
Parcel A

Situated in the City of Findlay, County of Hancock, State of Ohio and being a part of Lot 1 and a part of Lot 2, Block 37 as platted in the North View Subdivision (Plat Book 2, Page 63) a tract of land bounded and described as follows:

Beginning at a 1/2" iron pin found marking the northwest corner of said Lot 1;

thence along the north line of said Lot 1, also being the south right of way line of Ely Avenue (60' R/W) S89°25'00"E a distance of 118.00 feet to an iron pin set;

thence parallel with the west line of said Lot 1 and 2 S00°00'00"E a distance of 48.00 feet to an iron pin set;

thence parallel with the north line of said Lot 1 N89°25'00"W a distance of 118.00 feet to an iron pin set on the west line of said Lot 2;

thence along the west line of said Lot 2 and the west line of said Lot 1, also being the east right of way line of North Main Street (90' R/W) N00°00'00"E a distance of 48.00 feet to the Point of Beginning, and containing 0.130 acre of land, more or less, subject however to all prior easements of record.


Hancock County Official Record: Ralph E. Vandervlucht, Jr. and Cindy L. Vandervlucht, OR 2548, Page 1638.

**NOTE:** The bearings in this legal description are based upon an assumed meridian and are used only for the purpose of describing angular measurement.

I.P. set = 5/8" x 30" Rebar with Peterman Associates' Cap.

Date: September 25, 2019

Survey and Legal Description By:

  
Nick E. Nigh, P.S.  
Professional Surveyor #7384  
Peterman Associates, Inc.  
Findlay, Ohio





website: [petermanaes.com](http://petermanaes.com)  
email: [petermansw@aol.com](mailto:petermansw@aol.com)

3480 N. Main St., Findlay, Ohio 45840

Phone: 419-422-6672  
Fax: 419-422-9466

---

Job # 19-0352B  
**LEGAL DESCRIPTION**  
Vandervlucht

0.106 Acre  
Parcel B

Situated in the City of Findlay, County of Hancock, State of Ohio and being a part of Lot 2 and a part of Lot 3, Block 37 as platted in the North View Subdivision (Plat Book 2, Page 63) a tract of land bounded and described as follows:

Beginning at an iron pin set on the west line of said Lot 2, described as lying S00°00'00"W a distance of 48.00 feet from a 1/2" iron pin found marking the northwest corner of Lot 1, Block 37 in said North View Addition;

thence parallel with the north line of said Lot 1 S89°25'00"E a distance of 100.00 feet to an iron pin set;

thence parallel with the west line of said Lot 2 and Lot 3 S00°00'00"E a distance of 46.00 feet to an iron pin set 4.00 feet south of the north line of said Lot 3;

thence parallel with and 4.00 feet right angle dimension south of the north line of said Lot 3 N89°25'00"W a distance of 100.00 feet to a 1/2" iron pin found on the west line of said Lot 3;

thence along the west line of said Lot 3 and the west line of said Lot 2, also being the east right of way line of North Main Street (90' R/W) N00°00'00"E a distance of 46.00 feet to the Point of Beginning, and containing 0.106 acre of land, more or less, subject however to all prior easements of record.


Hancock County Official Record: Ralph E. Vandervlucht, Jr. and Cindy L. Vandervlucht, OR 2548, Page 1638.

**NOTE:** The bearings in this legal description are based upon an assumed meridian and are used only for the purpose of describing angular measurement.

I.P. set =5/8" x 30" Rebar with Peterman Associates' Cap.

Date: September 25, 2019

Survey and Legal Description By:

  
Nick E. Nigh, P.S.  
Professional Surveyor #7384  
Peterman Associates, Inc.  
Findlay, Ohio





website: [petermanaes.com](http://petermanaes.com)  
email: [petermansw@aol.com](mailto:petermansw@aol.com)

3480 N. Main St., Findlay, Ohio 45840

Phone: 419-422-6672  
Fax: 419-422-9466

Job # 19-0352C  
**LEGAL DESCRIPTION**  
Vandervlucht

0.196 Acre  
Parcel C

Situated in the City of Findlay, County of Hancock, State of Ohio and being a part of Lot 1, a part of Lot 2 and a part of Lot 3, Block 37 as platted in the North View Subdivision (Plat Book 2, Page 63) a tract of land bounded and described as follows:

Beginning at an iron pin set on the north line of said Lot 1, described as lying S89°25'00"E a distance of 118.00 feet from a 1/2" iron pin found marking the northwest corner of said Lot 1;

thence along the north line of said Lot 1, also being the south right of way line of Ely Avenue (60' R/W) S89°25'00"E a distance of 82.15 feet to a mag nail set marking the northeast corner of said Lot 1;

thence along the east line of said Lot 1, Lot 2 and Lot 3, also being the west right of way line of a 15 foot alley S00°00'00"E a distance of 94.00 feet to a 3/4" iron pin found marking the southeast corner of the north 4.00 feet of said Lot 3;

thence parallel with and 4.00 feet right angle dimension south of the north line of said Lot 3 N89°25'00"W a distance of 100.15 feet to an iron pin set;

thence parallel with the west line of said Lot 3 and said Lot 2 N00°00'00"E a distance of 46.00 feet to an iron pin set;

thence parallel with the north line of said Lot 1 S89°25'00"E a distance of 18.00 feet to an iron pin set;

thence parallel with the west line of said Lot 2 and the west line of said Lot 1, N00°00'00"E a distance of 48.00 feet to the Point of Beginning, and containing 0.196 acre of land, more or less, subject however to all prior easements of record.


Hancock County Official Record: Ralph E. Vandervlucht, Jr. and Cindy L. Vandervlucht, OR 2548, Page 1638.

**NOTE:** The bearings in this legal description are based upon an assumed meridian and are used only for the purpose of describing angular measurement.

I.P. set = 5/8" x 30" Rebar with Peterman Associates' Cap.

Date: September 25, 2019

Survey and Legal Description By:

  
Nick E. Nigh, P.S.  
Professional Surveyor #7384  
Peterman Associates, Inc.  
Findlay, Ohio



# City of Findlay

Christina M. Muryn, Mayor

## POLICE DEPARTMENT

John E. Dunbar, Chief of Police

318 Dorney Plaza, Room 116 • Findlay, OH 45840

Phone: 419-424-7194 • Fax: 419-424-7296

[www.findlayohio.com](http://www.findlayohio.com)

October 1, 2019

Honorable Council:

Attached are the Findlay Police Department activity stats for September 2019.

Sincerely,



John E. Dunbar  
Chief of Police

## FINDLAY POLICE DEPARTMENT

### Monthly Activities Report - 2019

Category	2019		JAN	FEB	MAR	APR	MAY	JUN	JUL	AUG	SEP	OCT	NOV	DEC
	Total	Avg	Total	Total	Total	Total	Total	Total	Total	Total	Total	Total	Total	Total
<b>Detective Division</b>														
City (Law Director)	1,041	115.67	85	107	108	128	101	112	133	129	138			
County	437	48.56	61	37	62	37	54	37	72	29	48			
Juvenile	151	16.78	13	17	26	24	23	12	12	16	8			

<b>Vice Narcotics/Metric</b>														
Narcotics Investigation	210	23.33	22	20	22	44	17	18	23	24	20			
Felony														
Arrests	101	11.22	15	4	24	8	11	10	9	13	7			
Charges	181	20.11	22	10	46	15	16	24	14	22	12			
Misdemeanor														
Arrests	9	1	0	0	0	1	1	0	4	1	2			
Charges	0	0	0	0	0	0	0	0	0	0	0			
Drug Talks	5	0.50	0	2	0	0	2	1	0	0	0			

<b>Patrol Division</b>														
Traffic Stops	5,198	577.56	543	628	630	520	516	536	720	589	516			
Citations	1,919	213.22	207	225	215	195	178	173	249	188	289			
OVI	97	10.78	12	4	11	3	15	10	5	22	15			
Accidents														
Non-Injury	715	79.44	111	84	89	73	81	63	75	70	69			
Injury	112	12.44	10	6	11	17	11	10	12	22	13			
Complaints														
Homicide	0	0.00	0	0	0	0	0	0	0	0	0			
Robbery	13	1.44	0	0	2	3	2	3	2	0	1			
Assault	154	17.11	12	11	24	19	19	7	16	15	31			
Sex Offenses	98	10.89	11	9	13	7	13	8	9	9	19			
Unlawful Entry	95	10.56	10	11	12	11	14	10	13	6	8			
Theft/Fraud/Shoplifting	666	74.00	83	59	70	71	81	71	83	77	71			
Motor Vehicle Theft	50	5.88	9	3	4	6	12	6	3	4	3			
Arson	2	0.25	0	2	0	0	0	0	0	0	0			
Criminal Damage/Vandalism	142	15.78	13	5	20	14	25	11	17	19	18			
Domestic Dispute	505	56.11	48	48	59	50	50	58	69	64	59			
Alcohol/Drug	603	67.00	56	67	76	65	69	43	75	82	70			
Warrants Served	988	109.78	114	124	116	120	94	112	102	97	109			
Arrests	2,000	222.22	214	223	242	214	202	224	207	260	214			
Reports Generated	9,248	1027.56	1,019	1,048	1,106	960	1,036	983	1,138	1,011	947			
School Walk Thru/Public Relation	657	73.00	112	138	118	82	94	7	4	19	83			

<b>Special Assignment Unit</b>														
Events	0	0.00	0	0	0	0	0	0	0	0	0			
Arrests	0	0.00	0	0	0	0	0	0	0	0	0			
Traffic Citations	0	0.00	0	0	0	0	0	0	0	0	0			
Traffic Warning	0	0.00	0	0	0	0	0	0	0	0	0			
OVI	0	0	0	0	0	0	0	0	0	0	0			
Minor Misdemeanor Citations	0	0.00	0	0	0	0	0	0	0	0	0			
Warrants Served	0	0.00	0	0	0	0	0	0	0	0	0			
Alcohol/Drug Offenses	0	0.00	0	0	0	0	0	0	0	0	0			
Weapons Offenses	0	0.00	0	0	0	0	0	0	0	0	0			
Cases Referred for Charges	0	0.00	0	0	0	0	0	0	0	0	0			
Surveillance Details	0	0.00	0	0	0	0	0	0	0	0	0			
Assists to other PD Divisions	0	0.00	0	0	0	0	0	0	0	0	0			

<b>Municipal Court</b>														
Papers Processed	2688	298.67	297	326	297	256	269	289	298	339	317			
Paper Service Hours	1104	122.67	107	119	129	126	133	120	124	133	113			
Security Hours	412	45.78	62	32	35	50	52	40	45	40	56			
Prisoners To/From Court	38	4.22	4	3	2	1	3	2	20	2	1			
Miles Driven	9,701	1077.89	1,029	1,027	937	1,126	1,091	1,147	916	1,361	1,067			
Summons	644	71.56	87	56	69	52	67	79	62	91	81			
Overtime Hours	11.25	1.25	1	0.5	0	1.5	1	1.5	1.5	1.75	2.5			

# City of Findlay

## Income Tax Department

Post Office Box 862 Findlay, Ohio 45839-0862  
 318 Dorney Plaza, Municipal Building Room 115  
 Telephone: 419-424-7133 • Fax: 419-424-7410  
[findlayohio.com/incometax](http://findlayohio.com/incometax)

Christina Muryn  
Mayor

Andrew Thomas  
Tax Administrator

### Monthly Collection Report to Findlay Council

September 2019

Total collections for September 2019: \$1,962,608.11

	<b>2019</b>	<b>2018</b>	<b>Variance</b>
	<u>Year-to-date</u>	<u>Year-to-date</u>	
Withholders	14,622,946.61	14,319,019.23	303,927.38
Individuals	2,348,946.19	2,170,450.76	178,495.43
Businesses	<u>2,768,061.92</u>	<u>2,196,946.47</u>	<u>571,115.45</u>
<b>Totals</b>	19,739,954.72	18,686,416.46	1,053,538.26
			5.64%

#### Actual & Estimated Past-due Taxes

Withholders	524,396.64
Individuals	2,525,477.51
Businesses	<u>154,661.49</u>
<b>Total</b>	3,204,535.64

#### Actual and Projected Revenue

	<b>2019</b>	<b>Percentage</b>	<b>Amount</b>	<b>Percentage</b>	<b>2019</b>
	<u>Actual</u>	<u>of Projection</u>	<u>to Meet</u>	<u>to Meet</u>	<u>Projected</u>
	<u>Year-to-date</u>	<u>Collected</u>	<u>Projection</u>	<u>Projection</u>	<u>Year End</u>
Withholders	14,622,946.61	75.72%	4,689,853.39	24.28%	19,312,800.00
Individuals	2,348,946.19	82.86%	486,053.81	17.14%	2,835,000.00
Businesses	<u>2,768,061.92</u>	79.09%	<u>731,938.08</u>	20.91%	<u>3,500,000.00</u>
<b>Totals</b>	19,739,954.72	76.97%	5,907,845.28	23.03%	25,647,800.00

**Refunds Paid**

	Month-to-date <u>Quantity</u>	Year-to-date <u>Quantity</u>	Month-to-date <u>Amount</u>	Year-to-date <u>Amount</u>
Withholders	2	32	93.26	15,448.83
Individuals	31	760	4,665.03	287,566.24
Businesses	<u>21</u>	<u>106</u>	<u>13,520.00</u>	<u>83,827.37</u>
<b>Totals</b>	54	898	18,278.29	386,842.44

**Transfers of Overpayments**

	Month-to-date <u>Quantity</u>	Year-to-date <u>Quantity</u>	Month-to-date <u>Amount</u>	Year-to-date <u>Amount</u>
Withholders	0	6	0.00	735.10
Individuals	28	882	12,579.03	205,409.42
Businesses	<u>100</u>	<u>567</u>	<u>73,510.28</u>	<u>392,238.57</u>
<b>Totals</b>	128	1,455	86,089.31	598,383.09

  
Andrew Thomas, Administrator

10-3-19  
Date

# Findlay Income Tax Department

## Monthly Collections Report

Thursday, October 3, 2019


1:37:55PM

For Period September 1, 2019 through September 30, 2019


### City of Findlay

Account Type	Monthly Total	2019 Year to Date	2018 Year to Date	Increase (Decrease)	% Change	2019 Month to Date	Previous Year(s) Month to Date
W	1,564,224.26	14,622,946.61	14,319,019.23	303,927.38	2.12	1,557,910.26	6,314.00
I	187,745.95	2,348,946.19	2,170,450.76	178,495.43	8.22	134,358.38	53,387.57
B	210,637.90	2,768,061.92	2,196,946.47	571,115.45	26.00	175,929.24	34,708.66
<b>Totals:</b>	<b>1,962,608.11</b>	<b>19,739,954.72</b>	<b>18,686,416.46</b>	<b>1,053,538.26</b>	<b>5.64</b>	<b>1,868,197.88</b>	<b>94,410.23</b>

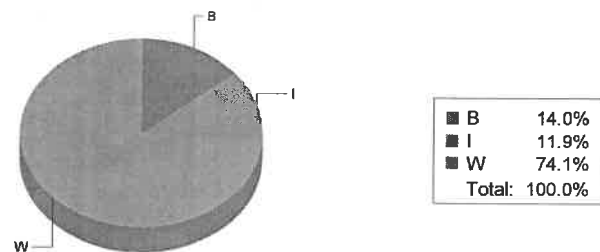
Monthly Collections by Account Type




Collections Year to Date



YTD Collections by Account Type



Year to Date Total Collections





2019	January	February	March	April	May	June	July	August	September	October	November	December	Year-to-Date
<b><u>Withholding</u></b>													
2019 Total	60,242.52	1,345,034.34	1,517,417.84	2,005,456.04	2,120,879.87	1,515,774.23	1,467,877.85	1,325,593.50	1,557,910.26				12,916,186.45
2018 Total	1,557,724.20	78,607.11	12,986.44	20,317.66	745.95	1,454.58	329.51	866.85	339.13				1,673,371.43
2017 Total	921.09	3,972.99	(3,666.73)	129.68	46.87	972.66	361.03	1,474.87	5,225.30				9,437.76
2016 Total	875.37	2,494.21	-	1,153.36	54.36	-	565.72	1,974.10	512.07				7,629.19
2015 Total	-	3,236.75	-	1,590.34	-	-	146.60	227.20	(5.23)				5,195.66
2014 Total	-	-	1,425.90	2,644.42	-	-	-	825.37	5.23				4,900.92
2013 Total	-	-	1,397.02	-	1,064.91	-	-	256.53	-				2,718.46
2010-2012 Total	85.00	585.27	-	112.50	1,064.90	-	-	(178.43)	37.50				1,706.74
2010-2012 at 1 percent	68.00	468.22	-	90.00	851.92	-	-	(142.74)	30.00				1,365.39
2010-2012 at .25 percent	17.00	117.05	-	22.50	212.98	-	-	(35.69)	7.50				341.35
2009 & Prior at 1 percent	400.00	50.00	200.00	250.00	150.00	100.00	250.00	200.00	200.00				1,800.00
2012 & Prior at 1 percent	468.00	518.22	200.00	340.00	1,001.92	100.00	250.00	57.26	230.00				3,165.39
Prev Yr MTD Check	1,560,005.66	88,946.33	12,342.63	26,197.96	3,126.99	2,527.24	1,652.86	5,646.49	6,314.00				1,706,760.16
Total Category Check	1,620,248.18	1,433,980.67	1,529,760.47	2,031,654.00	2,124,006.86	1,518,301.47	1,469,530.71	1,331,239.99	1,564,224.26				14,622,946.61
All Years at 1% Check	1,620,231.18	1,433,863.62	1,529,760.47	2,031,631.50	2,123,793.88	1,518,301.47	1,469,530.71	1,331,275.68	1,564,216.76				14,622,605.26
<b><u>Individual</u></b>													
2019 Total	397.57	14,025.21	34,940.16	193,367.64	17,976.50	134,550.88	22,606.34	24,185.59	134,358.38				576,408.27
2018 Total	150,855.48	54,394.62	170,096.06	809,094.46	43,097.65	18,614.00	16,459.53	19,948.84	13,441.36				1,296,002.00
2017 Total	11,366.37	15,552.62	15,717.84	20,564.20	8,206.74	8,575.61	10,965.09	12,827.96	11,554.86				115,331.29
2016 Total	12,036.17	16,083.58	11,886.69	17,088.63	11,479.13	10,966.89	6,512.39	13,237.92	9,946.43				109,237.83
2015 Total	11,557.73	12,752.18	8,847.56	12,299.30	10,381.50	6,305.24	4,592.40	3,561.54	6,623.74				76,921.19
2014 Total	12,385.09	8,420.87	9,507.76	9,846.59	5,602.24	3,862.20	3,876.77	3,303.65	4,827.40				61,632.57
2013 Total	8,083.72	7,982.45	4,206.82	2,724.63	3,429.44	3,907.18	4,204.59	2,617.43	1,938.93				39,095.19
2010-2012 Total	14,403.97	8,081.88	12,484.76	3,772.56	4,097.76	9,024.34	5,809.88	9,549.79	4,904.67				72,129.61
2010-2012 at 1 percent	11,523.18	6,465.50	9,987.81	3,018.05	3,278.21	7,219.47	4,647.90	7,639.83	3,923.74				57,703.69
2010-2012 at .25 percent	2,880.79	1,616.38	2,496.95	754.51	819.55	1,804.87	1,161.98	1,909.96	980.93				14,425.92
2009 & Prior at 1 percent	935.36	144.03	142.70	60.00	173.22	300.32	53.75	228.68	150.18				2,188.24
2012 & Prior at 1 percent	12,458.54	6,609.53	10,130.51	3,078.05	3,451.43	7,519.79	4,701.65	7,868.51	4,073.92				59,891.93
Prev Yr MTD Check	221,623.89	123,412.23	232,890.19	875,450.37	86,467.68	61,555.78	52,474.40	65,275.81	53,387.57				1,772,537.92
Total Category Check	222,021.46	137,437.44	267,830.35	1,068,818.01	104,444.18	196,106.66	75,080.74	89,461.40	187,745.95				2,348,946.19
All Years at 1% Check	219,140.67	135,821.06	265,333.40	1,068,063.50	103,624.63	194,301.79	73,918.76	87,551.44	186,765.02				2,334,520.27

2019	January	February	March	April	May	June	July	August	September	October	November	December	Year-to-Date
<b>Business</b>													
2019 Total	3,074.00	22,193.00	55,888.12	177,080.37	14,138.18	137,367.97	15,179.26	25,565.16	175,929.24				626,415.30
2018 Total	26,551.00	497,016.21	58,965.88	281,477.86	507,099.37	84,461.27	487,578.36	54,994.64	31,010.50				2,029,155.09
2017 Total	28,353.89	911.00	1,236.62	5,651.00	-	8,094.91	586.88	41,098.79	1,926.73				87,859.82
2016 Total	(2,236.96)	871.95	906.50	6,260.00	-	20.00	899.53	2,049.32	821.66				9,592.00
2015 Total	622.09	3,291.34	1,831.00	4,831.00	-	-	10.00	1,176.00	115.56				11,876.99
2014 Total	10.00	-	1,438.00	-	-	-	187.50	470.71	-				2,106.21
2013 Total	(424.75)	75.00	75.00	-	75.00	-	-	-	-				(199.75)
2010-2012 Total	10.00	-	-	50.00	-	176.00	40.00	37.50	(38.50)				275.00
2010-2012 at 1 percent	8.00	-	-	40.00	-	140.80	32.00	30.00	(30.80)				220.00
2010-2012 at .25 percent	2.00	-	-	10.00	-	35.20	8.00	7.50	(7.70)				55.00
2009 & Prior at 1 percent	-	-	108.55	-	-	-	-	-	872.71				981.26
2012 & Prior at 1 percent	8.00	-	108.55	40.00	-	140.80	32.00	30.00	841.91				1,201.26
Prev Yr MTD Check	52,885.27	502,165.50	64,561.55	298,269.86	507,174.37	92,752.18	489,302.27	99,826.96	34,708.66				2,141,646.62
Total Category Check	55,959.27	524,358.50	120,449.67	475,350.23	521,312.55	230,120.15	504,481.53	125,392.12	210,637.90				2,768,061.92
All Years at 1% Check	55,957.27	524,358.50	120,449.67	475,340.23	521,312.55	230,084.95	504,473.53	125,384.62	210,645.60				2,768,006.92
<b>Totals</b>													
2019 Total	63,714.09	1,381,252.55	1,608,246.12	2,375,904.05	2,152,994.55	1,787,693.08	1,505,663.45	1,375,344.25	1,868,197.88				14,119,010.02
2018 Total	1,735,130.68	630,017.94	242,048.38	1,110,889.98	550,942.97	104,529.85	504,367.40	75,810.33	44,790.99				4,998,528.52
2017 Total	40,641.35	20,436.61	13,287.73	26,344.88	8,253.61	17,643.18	11,913.00	55,401.62	18,706.89				212,628.87
2016 Total	10,674.58	19,449.74	12,793.19	24,501.99	11,533.49	10,986.89	7,977.64	17,261.34	11,280.16				126,459.02
2015 Total	12,179.82	19,280.27	10,678.56	18,720.64	10,381.50	6,305.24	4,749.00	4,964.74	6,734.07				93,993.84
2014 Total	12,395.09	8,420.87	12,371.66	12,491.01	5,602.24	3,862.20	4,064.27	4,599.73	4,832.63				68,639.70
2013 Total	7,658.97	8,057.45	5,678.84	2,724.63	4,569.35	3,907.18	4,204.59	2,873.96	1,938.93				41,613.90
2010-2012 Total	14,498.97	8,667.15	12,484.76	3,935.06	5,162.66	9,200.34	5,849.88	9,408.86	4,903.67				74,111.35
2010-2012 at 1 percent	11,599.18	6,933.72	9,987.81	3,148.05	4,130.13	7,360.27	4,679.90	7,527.09	3,922.94				59,289.08
2010-2012 at .25 percent	2,899.79	1,733.43	2,496.95	787.01	1,032.53	1,840.07	1,169.98	1,881.77	980.73				14,822.27
2009 & Prior at 1 percent	1,335.36	194.03	451.25	310.00	323.22	400.32	303.75	428.68	1,222.89				4,969.50
2012 & Prior at 1 percent	12,934.54	7,127.75	10,439.06	3,458.05	4,453.35	7,760.59	4,983.65	7,955.77	5,145.83				64,258.58
Prev Yr MTD Check	1,834,514.82	714,524.06	309,794.37	1,199,918.19	596,769.04	156,835.20	543,429.53	170,749.26	94,410.23				5,620,944.70
Total All Categories Check	1,898,228.91	2,095,776.61	1,918,040.49	3,575,822.24	2,749,763.59	1,944,528.28	2,049,092.98	1,546,093.51	1,962,608.11				19,739,954.72
All Years at 1% Check	1,895,329.12	2,094,043.18	1,915,543.54	3,575,035.23	2,748,731.06	1,942,688.21	2,047,923.00	1,544,211.74	1,961,627.38				19,725,132.45

# City of Findlay Income Tax Department

Post Office Box 862 Findlay, Ohio 45839-0862  
Telephone: 419-424-7133 • Fax: 419-424-7410

Christina Muryn  
Mayor

## Monthly Collection Report to City Council

For the Month of September 2019

Resolution 36-2009 and Chapter 194 Section 7(F)(1) Information

	<u>Individuals</u>	<u>Businesses</u>
A. Month-to-date quantity:	<u>∅</u>	<u>∅</u>
B. Cumulative quantity:	<u>2</u>	<u>81</u>
C. Cumulative quantity with no filing obligations:	<u>          </u>	<u>10</u>
D. Cumulative quantity with no tax liabilities:	<u>          </u>	<u>19</u>
E. Cumulative quantity HB 49 Opt-in election:	<u>          </u>	<u>1</u>
F. Cumulative quantity remaining (B – C – D – E):	<u>2</u>	<u>51</u>

For the remaining 2 individual and 51 business taxpayers (F), the aggregate reported estimate declarations, primarily for tax year 2018, amount to \$ 2,225,287.00

Pursuant to Resolution Number 36-2009 and/or Section 7(F)(1) of Chapter 194 of the Codified Ordinances, the Tax Department has informed the cumulative quantities of individual and business taxpayers that the Tax Department would not be enforcing the estimate payment provisions delineated in Section 7 of Ordinance Number 1976-106, as amended or in Section 7 of Chapter 194 of the Codified Ordinances. The Tax Department has informed these individual and business taxpayers that the annual income taxes on net profits attributable to the City should be paid when the annual income tax returns are filed by the original or by the legitimately-extended due date, when each amount of annual tax liability can be certified as due by each taxpayer, or by prearranged installment due dates of February 15, May 15, July 15, and October 15 after the tax year.

### House Bill 49 Municipal Net Profit Opt-in Information

Number of Businesses:	Month-to-date <u>∅</u>	Year-to-date <u>316</u>
HB 49 .5 Percent Fees:	Month-to-date <u>10.52</u>	Year-to-date <u>1,119.45</u>

  
Andrew Thomas, Tax Administrator

10-3-19  
Date

**Findlay Fire Department**  
**Monthly Activities Report - 2019**  
 Submitted By: Joshua S. Eberle, Fire Chief

Fire Statistics	JAN	FEB	MAR	APR	MAY	JUN	JUL	AUG	SEP	OCT	NOV	DEC
Fires	8	5	7	7	8	11	6	6	5			
Assist Other Agency	4	3	6	6	2	4	7	0	1			
Emergency Medical Service (EMS)	119	88	109	89	118	108	103	135	123			
Car Accidents	10	8	15	16	17	13	16	21	20			
Rescues (Extrication, Water, Elevator)	2	1	3	1	1	6	2	1	2			
Hazmat	7	13	6	12	12	12	12	10	11			
Good Intent	19	7	9	4	14	5	8	4	9			
Burning Complaints	0	2	4	6	5	9	4	9	7			
False Alarms	31	38	36	34	12	21	33	28	14			
<b>Totals</b>	<b>200</b>	<b>165</b>	<b>195</b>	<b>175</b>	<b>189</b>	<b>189</b>	<b>191</b>	<b>214</b>	<b>192</b>	<b>0</b>	<b>0</b>	<b>0</b>

Runs by District	JAN	FEB	MAR	APR	MAY	JUN	JUL	AUG	SEP	OCT	NOV	DEC
Station 1 - (South Main St)	67	55	76	66	58	58	73	66	66			
Station 2 - (North Main St)	52	36	41	51	48	48	54	56	63			
Station 3 - (Tiffin Ave)	40	41	36	22	40	45	23	46	37			
Station 4 - (CR 236)	41	33	42	36	43	38	41	46	26			
<b>Totals</b>	<b>200</b>	<b>165</b>	<b>195</b>	<b>175</b>	<b>189</b>	<b>189</b>	<b>191</b>	<b>214</b>	<b>192</b>	<b>0</b>	<b>0</b>	<b>0</b>

Firefighter Training (by hours)	JAN	FEB	MAR	APR	MAY	JUN	JUL	AUG	SEP	OCT	NOV	DEC
EMS Formal	108.5	183	204	97	158	92	160	107	148			
Fire Formal	55	175	166.5	139	167	153	123	186	221			
Fire Informal	1870	1806	1478	1601	1536	1665	1512	2061	1544			
<b>Totals</b>	<b>2034</b>	<b>2164</b>	<b>1849</b>	<b>1837</b>	<b>1861</b>	<b>1910</b>	<b>1795</b>	<b>2354</b>	<b>1913</b>	<b>0</b>	<b>0</b>	<b>0</b>

**Fire Prevention Bureau**

Construction	JAN	FEB	MAR	APR	MAY	JUN	JUL	AUG	SEP	OCT	NOV	DEC
Code Interpretations	1	1	2	1			2					
Inspections	2			1		1	4	1	3			
Plan Reviews	1	6	12	11	5	7	15	4	4			
System Acceptance Tests	3	1	2	4	2			3	5			
<b>Totals</b>	<b>7</b>	<b>8</b>	<b>16</b>	<b>17</b>	<b>7</b>	<b>8</b>	<b>21</b>	<b>8</b>	<b>12</b>	<b>0</b>	<b>0</b>	<b>0</b>

Existing Structure - Additions	JAN	FEB	MAR	APR	MAY	JUN	JUL	AUG	SEP	OCT	NOV	DEC
Code Interpretations	4	3		1	2		2	1				
Inspections		6	3	2	5	2	4	4	2			
Plan Reviews	5	10	2	2	5	8	7	9	8			
System Acceptance Tests	12	3	5	3	6	4	6	12	9			
<b>Totals</b>	<b>21</b>	<b>22</b>	<b>10</b>	<b>8</b>	<b>18</b>	<b>14</b>	<b>19</b>	<b>26</b>	<b>19</b>	<b>0</b>	<b>0</b>	<b>0</b>

Fire Investigations	JAN	FEB	MAR	APR	MAY	JUN	JUL	AUG	SEP	OCT	NOV	DEC
Cause and Determination												
Accidental	2	1			1	2	2		2			
Undetermined	1	2		1	2	1	1	2				
Incindary						1	1	1				
Fire Investigation Activities												
Follow-up	1	1	9	15	4	14	11	5				
Interviews	15	17		7	4	27	14	18	7			
Assists	1					1			1			
<b>Totals</b>	<b>20</b>	<b>21</b>	<b>9</b>	<b>23</b>	<b>11</b>	<b>46</b>	<b>29</b>	<b>26</b>	<b>10</b>	<b>0</b>	<b>0</b>	<b>0</b>

Inspections	JAN	FEB	MAR	APR	MAY	JUN	JUL	AUG	SEP	OCT	NOV	DEC
Assembly	21	11	6	1	10	17	23	2	18			
Business	4	19	10	2	8	6	12	7	10			
Education K-12					7	2	2	2	5			
Education Pre-School	2	2		1			2					
Factory							1					
Mercantile	7			3		9	22					
Hazardous / Fireworks								2	1			
Institutional	7	7	5		1				3			
Mercantile		14	7		1							
Residential	14	3			1			5	9			
Adoption / Foster Care	1	1	1	1	1	2	3	2				
Pre-Fire Plan	1			4	1		5					
Utility Mobile Food Vendors								41				
Utility Outbuildings		1			1			25				
Vacant Structures	1											
<b>Totals</b>	<b>58</b>	<b>58</b>	<b>29</b>	<b>12</b>	<b>31</b>	<b>36</b>	<b>72</b>	<b>86</b>	<b>46</b>	<b>0</b>	<b>0</b>	<b>0</b>

Prevention												
Code Interpretations	4	5	7	10	5	3	7	4	7			
Complaints	4	2	3	4	2		2	1	2			
Fireworks Exhibitions / Events	6	2	3	7	10	3	4		4			
Knox Box Consults/Maint.	2		5	1	2		4	5	24			
Other	2			4	2	1	1					
Fire Plan Updates							1					
Pre-Fire Plan	1		1	1		1			1			
Property Research			3	4	2		2	1	10			
Safety Presentations	2	3	11	7	4	7		1	3			
Re-Inspections	66	83	79	54	46	32	25	53	28			
Background Checks						8	17					
<b>Totals</b>	<b>87</b>	<b>95</b>	<b>112</b>	<b>92</b>	<b>73</b>	<b>55</b>	<b>63</b>	<b>65</b>	<b>79</b>	<b>0</b>	<b>0</b>	<b>0</b>

Public Presentations												
Station Tours			1		1	3			2			
Truck Visits					4	1		4	4			
Meetings Attended	4	5		5	2	3	4	3	4			
School / Seminars Attended	8	9		13		7	6	1				
<b>Totals</b>	<b>12</b>	<b>14</b>	<b>1</b>	<b>18</b>	<b>7</b>	<b>14</b>	<b>10</b>	<b>8</b>	<b>10</b>	<b>0</b>	<b>0</b>	<b>0</b>

THE SUPREME COURT OF OHIO  
Individual Judge  
MUNICIPAL COURT AND COUNTY COURT

Court: **FINDLAY MUNICIPAL COURT** Judge: **ALAN D HACKENBERG**  
Report for the month of: **September 2019**

Date of completion of most recent physical inventory
<b>07/16/2019</b>

	B	C	D	E	F	G	H	T	V
	Misdemeanors	O.V.I.	Other Traffic	Personal Injury & Property Damage	Contracts	F.E.D.	Other Civil	TOTAL	Visiting Judge
Pending beginning of period 1	222	62	106	0	12	1	1	404	0
New cases filed 2	45	19	33	0	11	0	0	108	0
Cases transferred in, reactivated or redesignated 3	5	1	3	0	0	0	0	9	0
<b>TOTAL (Add lines 1-3) 4</b>	<b>272</b>	<b>82</b>	<b>142</b>	<b>0</b>	<b>23</b>	<b>1</b>	<b>1</b>	<b>521</b>	<b>0</b>
Jury trial 5	1	0	0	0	0	0	0	1	0
Court trial 6	0	0	0	0	0	0	0	0	0
Default 7				0	0	0	0	0	0
Guilty or no contest plea to original charge 8	12	11	25					48	0
Guilty or no contest plea to reduced charge 9	0	0	1					1	0
Dismissal for lack of speedy trial(criminal) or want of prosecution (civil) 10	0	0	0	0	0	0	0	0	0
Other Dismissals 11	20	1	7	0	5	0	0	33	0
Transfer to another judge or court 12	0	0	0	0	0	0	0	0	0
Referral to private judge 13				0	0	0	0	0	0
Unavailability of party for trial or sentencing 14	3	1	4	0	0	0	0	8	0
Bankruptcy stay or interlocutory appeal 15	0	0	0	0	0	0	0	0	0
Other terminations 16	0	1	0	0	0	0	0	1	0
<b>TOTAL (Add lines 5-16) 17</b>	<b>36</b>	<b>14</b>	<b>37</b>	<b>0</b>	<b>5</b>	<b>0</b>	<b>0</b>	<b>92</b>	<b>0</b>
Pending end of period (Subtract line 17 from line 4) 18	236	68	105	0	18	1	1	429	0
Cases pending beyond time guideline 19	0	0	0	0	0	0	0	0	0
Number of months oldest case is beyond time guideline 20	0	0	0	0	0	0	0	0	0
Cases submitted awaiting sentencing or judgment beyond time guideline 21	0	0	0	0	0	0	0	0	0

FTP 10/8/19

Fax to: (614) 387-9419 -or- Mail to: Court Statistical Reporting Section Supreme Court of Ohio 65 South Front Street, 6th Floor Columbus, Ohio 43215-3431
--

ALAN D HACKENBERG	Date
Preparer's name and telephone number if other than judge (print or type)	Date
ALAN D HACKENBERG	Date

**THE SUPREME COURT OF OHIO**  
**Administrative Judge**  
**MUNICIPAL COURT AND COUNTY COURT**

Court: **FINDLAY MUNICIPAL COURT** Judge: **ALAN D HACKENBERG**

Report for the month of: **September 2019**

	A	B	C	D	E	F	G	H	I	T
	Felonies	Misdemeanors	O.M.V.I.	Other Traffic	Personal Injury & Property	Contracts	F.E.D.	Other Civil	Small Claims	TOTAL
Pending beginning of period	9	98	2	329	8	609	44	0	197	1296
New cases filed	18	167	32	1087	1	115	23	0	107	1550
Cases transferred in, reactivated or redesignated	1	13	1	52	0	3	0	0	0	70
<b>TOTAL (Add lines 1-3)</b>	<b>28</b>	<b>278</b>	<b>35</b>	<b>1468</b>	<b>9</b>	<b>727</b>	<b>67</b>	<b>0</b>	<b>304</b>	<b>2916</b>
Trial/Hearing by judge (include bindover by preliminary hearing, guilty or no contest pleas and defaults)	0	21	1	7	0	137	23	0	2	191
Hearing by Magistrate (Include guilty or no contest pleas and defaults)		11	0	70	0	0	0	0	63	144
Transfer (Include waivers of preliminary hearing and individual judge assignments)	11	94	26	64	0	25	1	0	0	221
Dismissal for lack of speedy trial (criminal) or want of prosecution (civil)	0	0	0	0	0	0	0	0	0	0
Other dismissals (Include dismissals at preliminary hearing)	5	6	0	17	0	20	8	0	23	79
Violations Bureau		0		856						856
Unavailability of party for trial or sentencing	1	13	0	78	0	0	0	0	0	92
Bankruptcy stay or interlocutory appeal	0	0	0	0	0	2	0	0	0	2
Other terminations	0	24	0	12	0	0	0	0	1	37
<b>TOTAL (Add lines 5-13)</b>	<b>17</b>	<b>169</b>	<b>27</b>	<b>1104</b>	<b>0</b>	<b>184</b>	<b>32</b>	<b>0</b>	<b>89</b>	<b>1622</b>
Pending end of period (Subtract line 14 from line 4)	11	109	8	364	9	543	35	0	215	1294
Cases pending beyond time guideline	0	0	0	0	0	0	0	0	0	0
Number of months oldest case is beyond time guideline	0	0	0	0	0	0	0	0	0	0

FTP 10/18/19

Fax to:  
 (614) 387-9419  
 -or-  
 Mail to:  
 Court Statistical Reporting Section  
 Supreme Court of Ohio  
 65 South Front Street, 6th Floor  
 Columbus, Ohio 43215-3431

ALAN D HACKENBERG

Date

Preparer's name and telephone number if other than judge (print or type)

Date

**THE SUPREME COURT OF OHIO**  
**Individual Judge**  
**MUNICIPAL COURT AND COUNTY COURT**

Court: **FINDLAY MUNICIPAL COURT** Judge: **MARK C MILLER**

Report for the month of: **September 2019**

Date of completion of most recent physical inventory

04/11/2019

	B	C	D	E	F	G	H	T	V
	Misdemeanors	O.V.I.	Other Traffic	Personal Injury & Property Damage	Contracts	F.E.D.	Other Civil	TOTAL	Visiting Judge
Pending beginning of period 1	205	70	118	0	16	2	0	411	0
New cases filed 2	49	7	31	0	14	1	0	102	0
Cases transferred in, reactivated or redesignated 3	9	0	2	0	0	0	0	11	0
<b>TOTAL (Add lines 1-3) 4</b>	<b>263</b>	<b>77</b>	<b>151</b>	<b>0</b>	<b>30</b>	<b>3</b>	<b>0</b>	<b>524</b>	<b>0</b>
Jury trial 5	0	0	0	0	0	0	0	0	0
Court trial 6	0	0	0	0	0	1	0	1	0
Default 7				0	0	0	0	0	0
Guilty or no contest plea to original charge 8	21	13	23					57	2
Guilty or no contest plea to reduced charge 9	2	1	1					4	0
Dismissal for lack of speedy trial (criminal) or want of prosecution (civil) 10	0	0	0	0	0	0	0	0	0
Other Dismissals 11	13	0	8	0	14	0	0	35	1
Transfer to another judge or court 12	1	0	0	0	0	0	0	1	0
Referral to private judge 13				0	0	0	0	0	0
Unavailability of party for trial or sentencing 14	1	1	2	0	0	0	0	4	0
Bankruptcy stay or interlocutory appeal 15	0	0	0	0	0	0	0	0	0
Other terminations 16	3	0	1	0	0	0	0	4	0
<b>TOTAL (Add lines 5-16) 17</b>	<b>41</b>	<b>15</b>	<b>35</b>	<b>0</b>	<b>14</b>	<b>1</b>	<b>0</b>	<b>106</b>	<b>0</b>
Pending end of period (Subtract line 17 from line 4) 18	222	62	116	0	16	2	0	418	0
Cases pending beyond time guideline 19	0	0	0	0	0	0	0	0	0
Number of months oldest case is beyond time guideline 20	0	0	0	0	0	0	0	0	0
Cases submitted awaiting sentencing or judgment beyond time guideline 21	0	0	0	0	0	0	0	0	0

FTP 10/8/19

MARK C MILLER

Date

Preparer's name and telephone number if other than judge (print or type)

Date

ALAN D HACKENBERG

Date

Fax to:  
(614) 387-9419  
-or-  
Mail to:  
Court Statistical Reporting Section  
Supreme Court of Ohio  
65 South Front Street, 6th Floor  
Columbus, Ohio 43215-3431



# MONTHLY REPORT

ALAN D. HACKENBERG, JUDGE  
 MARK C. MILLER, JUDGE  
 HEATHER M EIGEL, CLERK  
 DAVID D. BEACH  
 Director of Court Services

FINDLAY MUNICIPAL COURT  
 318 DORNEY PLAZA RM 206  
 FINDLAY, OHIO 45839  
 TELEPHONE 419-424-7141  
 FAX 419-424-7803

FINDLAY MUNICIPAL COURT Monthly Report for September, 2019

PAGE 1

	*****CURRENT YEAR*****		*****LAST YEAR*****	
	MTD	YTD	MTD	YTD
<b>CASES FILED:</b>				
TRAFFIC	1,119	8,962	1,129	9,253
TRAFFIC COMEANION	112	827	104	865
TRAFFIC OVERTIME PARKING	-	3	-	3
CRIMINAL	185	1,660	182	1,615
CRIMINAL COMPANION	17	171	23	195
SEARCH WARRANT	9	78	8	61
CIVIL	139	1,927	180	1,874
SMALL CLAIMS	107	841	70	791
EXTRADITION	2	16	1	18
HABITUAL TRAFFIC VIOLATOR	-	5	-	1
OTHER	14	139	33	155
<b>TOTALS</b>	1,704	14,629	1,730	14,831
<b>COURT PROCEEDINGS:</b>				
Admin License Suspension	2	7	2	20
APPEAL DOG DESIGNATION	-	-	-	2
Arraignment	1,222	10,885	1,336	11,046
Attachment	8	100	6	101
Bond	6	37	2	38
Civil Status Conference	6	56	2	33
COMMUNITY SERVICE REVIEW	20	187	24	224
Contempt of Court	55	428	46	425
Contested Small Claims	4	18	1	16
Continued	682	6,055	659	6,003
Damages	-	16	-	20
Debtors Examination	53	325	12	233
Default	1	1	1	4
Desk Review	157	1,590	128	1,227
DIVERSION PLEA	4	40	2	31
DUS DIVERSION REVIEW	33	107	-	-
Expungement	1	55	3	73
Extradition	1	12	-	4
Forcible Detention	27	195	21	229
Garnishment	4	15	1	8
Habitual Traffic Violator	-	2	-	-
Hearing on Motion	8	75	9	84
Immobilization of Vehicle	-	-	-	1
Jury Trial	4	7	-	3
Limited Privileges	-	20	3	15
Marriage	2	17	-	5
Mediation	-	3	1	6
Miscellaneous	2	24	1	23
Motion to Compel	-	-	1	2
Motion to Dismiss	-	1	-	-
Motion to Vacate Judgment	1	3	-	3
Motion to Withdraw as Counsel	1	21	2	19
No Hearing	-	-	-	1
Plea	78	1,098	134	1,411
Preliminary	12	117	20	111

	*****CURRENT YEAR*****		*****LAST YEAR*****	
	MTD	YTD	MTD	YTD
Pre-Trial	175	1,954	211	2,115
Pre-Trial with Judge	75	570	36	489
Registration Review	-	-	-	4
Replevin	-	1	1	1
Restitution	-	-	-	5
Revivor	6	58	4	38
Revocation	14	158	37	292
SECOND PRETRIAL	131	871	92	876
Sentencing	20	60	4	51
Small Claims	78	655	72	636
STATUS CONFERENCE	1,761	14,427	1,818	17,642
Summary Judgment	-	3	-	2
Suppression	5	60	3	65
TELEPHONE PRETRIAL	6	14	-	-
Trial	4	77	6	57
WRIT OF RESTITUTION	15	142	22	157
WRITTEN PLEA	7	55	11	62
TOTALS	4,691	40,622	4,734	43,913

	*****CURRENT YEAR*****		*****LAST YEAR*****	
	MTD	YTD	MTD	YTD
CRIMINAL VIOLATIONS:				
ASSAULT	7	42	5	46
BREAKING & ENTERING	-	1	-	-
BURGLARY	-	2	-	3
CRIMINAL DAMAGING	2	25	3	25
CRIMINAL TRESPASS	3	30	3	45
DISORDERLY CONDUCT	18	136	20	110
DOMESTIC VIOLENCE	20	176	16	113
DRUG ABUSE	40	428	47	434
LEAVING SCENE OF AN ACCIDENT	-	1	-	-
OPEN CONTAINER PROHIBITED	3	41	6	45
OVI	1	1	2	4
RESISTING ARREST	4	34	-	14
ROBBERY	-	-	-	4
TELEPHONE HARASSMENT	1	4	1	9
THEFT	13	183	23	245
UNDERAGE CONSUMPTION	7	57	4	31
OTHER CRIMINAL	83	670	75	682
TOTALS	202	1,831	205	1,810
TRAFFIC VIOLATIONS:				
ACD/SPEED	32	315	29	282
DISOBEYING TRAFFIC CONTROL DEV	14	203	26	180
DRAG RACING	-	3	-	5
DRIVING UNDER SUSPENSION	76	634	77	701
EXPIRED REGISTRATION	24	270	36	326
FAIL TO MAINTAIN CONTROL	23	290	23	284
FAILURE TO YIELD RIGHT OF WAY	11	152	34	233
LEAVING SCENE OF AN ACCIDENT	5	43	3	40
LEFT OF CENTER	-	14	-	6
OVERLOAD	114	982	92	927
OVI	40	342	38	352
PASSING A STOPPED SCHOOL BUS	4	13	4	37
RECKLESS OPERATION	1	18	2	11
SEAT BELT	108	1,004	153	1,020
SPEEDING	423	3,028	310	2,781
OVERTIME PARKING	-	3	-	3
OTHER TRAFFIC	356	2,478	406	2,933
TOTALS	1,231	9,792	1,233	10,121

NOTE: SEARCH WARRANTS NOT INCLUDED IN VIOLATION TOTALS

	*****CURRENT YEAR*****		*****LAST YEAR*****	
	MTD	YTD	MTD	YTD
<b>ARRESTING AGENCY:</b>				
<b>PATROL</b>				
OVERTIME PARKING	-	1	-	3
TRAFFIC OTHER	839	6,153	879	6,356
OMVI	15	157	20	196
CRIMINAL FELONIES	-	10	-	6
CRIMINAL MISDEMEANORS	19	186	22	141
SEARCH WARRANTS	-	11	4	14
<b>FINDLAY P.D. (BY ORDINANCE)</b>				
OVERTIME PARKING	-	-	-	-
TRAFFIC OTHER	213	2,137	255	2,542
OMVI	15	102	14	95
CRIMINAL FELONIES	-	-	-	-
CRIMINAL MISDEMEANORS	47	471	64	551
SEARCH WARRANTS	-	-	-	-
<b>FINDLAY P.D. (BY ORC)</b>				
OVERTIME PARKING	-	-	-	-
TRAFFIC OTHER	-	8	2	7
OMVI	1	1	1	2
CRIMINAL FELONIES	16	112	13	93
CRIMINAL MISDEMEANORS	81	770	70	706
SEARCH WARRANTS	4	52	4	32
<b>SHERIFF</b>				
OVERTIME PARKING	-	2	-	-
TRAFFIC OTHER	133	1,044	45	746
OMVI	9	79	5	60
CRIMINAL FELONIES	1	17	1	5
CRIMINAL MISDEMEANORS	15	156	22	181
SEARCH WARRANTS	5	13	-	12
<b>OTHERS</b>				
OVERTIME PARKING	-	-	-	-
TRAFFIC OTHER	6	105	14	115
OMVI	1	4	-	3
CRIMINAL FELONIES	-	1	-	-
CRIMINAL MISDEMEANORS	22	107	11	123
SEARCH WARRANTS	-	2	-	3
TOTALS	1,442	11,701	1,446	11,992
<b>PROBATION:</b>				
ESTABLISHED	8	113	18	125
TERMINATED	9	117	10	127
CURRENT	66	66	96	96
TOTALS	83	296	124	348

ACTIVITIES ORDERED:	*****CURRENT YEAR*****		*****LAST YEAR*****	
	MTD	YTD	MTD	YTD
ALCOHOL/SUBSTANCE EVAL	10	135	18	176
ANGER MANAGEMENT	-	7	-	6
BENCH WARRANT TO AGENCY	218	2,221	261	2,800
COMMUNITY SERVICE	-	3	-	5
COMMUNITY SERVICE COUNTY	17	190	25	242
COMMUNITY SERVICE INDIVIDUAL	14	200	35	293
COMMUNITY SERVICE NO JAIL	3	9	1	6
DIP	18	154	15	203
DOMESTIC VIOLENCE PROGRAM	-	9	3	6
ELECTRONIC HOME MONITORING	2	11	-	9
HOUSE ARREST	-	5	-	-
JAIL	10	129	20	135
MENTAL EVAL	2	15	6	22
OBTAIN VALID OL	-	-	-	1
Pay Restitution	4	21	1	10
Probation	3	71	15	107
SCRAM	3	40	11	60
STAR Program	11	108	15	40
TREATMENT CLEARVIEW SERV	-	13	2	32
TREATMENT FRC	1	48	16	91
TREATMENT MISCELLANEOUS	2	39	8	55
UCP	-	6	2	11
VIP	15	144	13	201
TOTALS	333	3,578	467	4,511

\*\*\*\*\*CURRENT YEAR\*\*\*\*\*  
 MTD YTD

\*\*\*\*\*LAST YEAR\*\*\*\*\*  
 MTD YTD

RECEIPTS DEPOSITED:

ALCOHOL MONITORING	\$3,289.50	\$33,413.33	\$4,323.58	\$32,652.07
BOND FEES	\$386.67	\$4,476.67	\$400.00	\$5,025.00
CIVIL DEPOSIT TENDERS	\$500.00	\$8,616.65	\$650.00	\$7,556.62
COURT COST	\$70,887.67	\$680,498.19	\$68,637.75	\$659,534.67
DUI ENFORCEMENT	\$3,724.89	\$31,803.16	\$3,522.21	\$35,499.56
ELECTRONIC IMAGING	\$5,021.50	\$46,858.98	\$5,259.00	\$46,966.02
FINES & FORFEITURES	201,127.71	\$1,815,730.67	161,312.76	\$1,650,529.27
FUND REIMBURSEMENT	\$0.00	\$0.00	\$0.00	\$0.00
INDIGENT DRIVER ALCOHOL	\$318.00	\$4,751.63	\$378.50	\$6,833.99
INMATE MEDICAL EXPENSE	\$0.00	\$0.00	\$0.00	\$0.00
INTEREST	\$83.20	\$798.55	\$64.56	\$532.07
JAIL HOUSING	\$15,884.25	\$151,754.98	\$14,770.28	\$131,019.04
JAIL REIMBURSEMENT	\$69.43	\$2,436.70	\$177.59	\$5,868.16
LEGAL RESEARCH	\$2.00	\$50.00	\$9.60	\$51.10
MEDIATION	\$1,595.75	\$14,983.56	\$1,691.00	\$14,896.00
MISCELLANEOUS	\$36,221.05	\$318,468.78	\$31,007.09	\$307,297.52
MUNI COURT COMPUTERIZATION	\$5,097.08	\$46,922.91	\$5,218.83	\$47,018.39
MUNI COURT IMPROVEMENT	\$16,239.60	\$150,030.36	\$16,820.55	\$149,183.39
RESTITUTION	\$1,153.99	\$7,536.13	\$450.00	\$2,086.36
SPECIAL PROJECTS	\$27,562.78	\$246,060.91	\$27,156.71	\$243,162.43
STATE PATROL	\$32,784.49	\$255,647.96	\$31,316.65	\$270,503.74
TRAFFIC/CRIMINAL BONDS	\$9,752.77	\$84,475.23	\$16,059.27	\$81,118.77
	<b>431,702.33</b>	<b>\$3,905,315.35</b>	<b>389,225.93</b>	<b>\$3,697,334.17</b>

DISTRIBUTIONS:

ALCOHOL MONITORING	\$3,289.50	\$33,113.33	\$4,323.58	\$32,652.07
BOND FEES	\$386.67	\$4,476.67	\$400.00	\$4,925.00
CIVIL DEPOSIT TENDERS	\$250.00	\$6,682.48		\$3,115.00
COURT COST	\$70,787.67	\$676,285.40	\$68,618.75	\$658,281.93
DUI ENFORCEMENT	\$3,718.11	\$31,744.26	\$3,518.82	\$35,469.05
ELECTRONIC IMAGING	\$5,018.50	\$46,816.98	\$5,256.00	\$46,903.02
FINES & FORFEITURES	201,378.05	\$1,812,984.37	163,214.59	\$1,650,215.20
FUND REIMBURSEMENT				
INDIGENT DRIVER ALCOHOL	\$318.00	\$4,726.63	\$378.50	\$6,833.99
INMATE MEDICAL EXPENSE				
INTEREST	\$83.20	\$798.55	\$64.56	\$532.07
JAIL HOUSING	\$15,884.25	\$150,976.98	\$14,770.28	\$130,519.04
JAIL REIMBURSEMENT	\$69.43	\$2,436.70	\$177.59	\$5,868.16
LEGAL RESEARCH	\$2.00	\$50.00	\$9.60	\$51.10
MEDIATION	\$1,595.75	\$14,973.56	\$1,690.00	\$14,878.00
MISCELLANEOUS	\$50,477.97	\$421,450.99	\$39,118.41	\$434,483.07
MUNI COURT COMPUTERIZATION	\$5,093.08	\$46,880.91	\$5,215.83	\$46,955.39
MUNI COURT IMPROVEMENT	\$16,229.60	\$149,911.36	\$16,810.55	\$149,001.39
RESTITUTION	\$1,153.99	\$7,398.13	\$350.00	\$1,823.36
SPECIAL PROJECTS	\$27,546.78	\$245,872.91	\$27,140.71	\$242,842.43
STATE PATROL	\$32,784.49	\$255,007.46	\$31,360.65	\$270,192.74
	<b>436,067.04</b>	<b>\$3,912,587.67</b>	<b>382,418.42</b>	<b>\$3,735,542.01</b>

DISTRIBUTED TO:

\*\*\*\*\*CURRENT YEAR\*\*\*\*\*  
 MTD YTD

\*\*\*\*\*LAST YEAR\*\*\*\*\*  
 MTD YTD

	*****CURRENT YEAR***** MTD	*****CURRENT YEAR***** YTD	*****LAST YEAR***** MTD	*****LAST YEAR***** YTD
CITY OF FINDLAY	183,158.35	\$1,710,708.15	180,571.43	\$1,771,887.31
HANCOCK COUNTY	\$22,260.27	\$193,002.71	\$16,864.07	\$206,760.65
OTHERS	162,948.23	\$1,456,704.33	119,822.66	\$1,160,531.59
STATE OF OHIO	\$78,423.37	\$667,177.79	\$78,175.81	\$700,638.06
	<u>446,790.22</u>	<u>\$4,027,592.98</u>	<u>395,433.97</u>	<u>\$3,839,817.61</u>

*Mark C. Miller*

MARK C. MILLER, JUDGE

*Alan D. Hackenberg*

ALAN D. HACKENBERG, JUDGE

DISCLAIMER: RECEIPTS COLLECTED ARE NOT TO BE CONFUSED WITH RECEIPTS DEPOSIT



# AUDITOR'S OFFICE

318 Dorney Plaza, Room 313  
Findlay, OH 45840-3346  
Telephone: 419-424-7101 • Fax: 419-424-7866  
[www.findlayohio.com](http://www.findlayohio.com)

**JIM STASCHIAK II**  
CITY AUDITOR

Thursday, October 03, 2019

The Honorable Council  
Findlay, Ohio

Council Members,

A set of summary financial reports for the prior month include:

Summary of Year-To-Date Information as of September 30, 2019  
Financial Snapshot for General Fund as of September 30, 2019  
Open Projects Report as of September 30, 2019  
Cash & Investments as of September 30, 2019

Respectfully Submitted,

Jim Staschiak II  
City Auditor



**CITY OF FINDLAY**  
**SUMMARY OF YEAR-TO-DATE INFORMATION AS OF SEPTEMBER 30, 2019**

	<b>EXPENDITURE BUDGET</b>	<b>Y-T-D EXPENSED</b>	<b>Y-T-D %</b>	<b>ANNUAL REVENUE BUDGET</b>	<b>Y-T-D RECEIVED</b>	<b>Y-T-D %</b>
COUNCIL	184,373	133,855	72.6%	3,300	2,075	62.9%
MAYOR'S OFFICE	339,525	200,691	59.1%	4,350	2,310	53.1%
AUDITOR'S OFFICE	660,381	444,357	67.3%	387,526	303	0.1%
TREASURER'S OFFICE	21,092	16,247	77.0%	-	-	0.0%
LAW DIRECTOR	637,060	454,895	71.4%	115,000	106,250	92.4%
MUNICIPAL COURT	2,594,758	1,363,954	52.6%	1,730,025	1,388,432	80.3%
CIVIL SERVICE OFFICE	153,747	92,316	60.0%	52,000	44,395	85.4%
PLANNING & ZONING	159,947	159,792	99.9%	-	-	0.0%
COMPUTER SERVICES	497,908	313,460	63.0%	493,502	493,345	100.0%
GENERAL EXPENSE	5,847,181	4,766,948	81.5%	-	-	0.0%
GENERAL REVENUE	-	-	0.0%	24,035,857	17,831,376	74.2%
POLICE DEPARTMENT	8,246,871	5,423,013	65.8%	749,055	513,890	68.6%
DISASTER SERVICES	63,841	47,652	74.6%	-	-	0.0%
FIRE DEPARTMENT	7,717,040	5,235,892	67.8%	332,462	86,707	26.1%
DISPATCH CENTER	1,234,157	822,027	66.6%	2,403	2,403	100.0%
N.E.A.T.	9,350	-	0.0%	-	-	0.0%
SAFETY DIRECTOR	135,980	79,099	58.2%	-	-	0.0%
HUMAN RESOURCES	150,985	94,647	62.7%	-	-	0.0%
SERVICE DIRECTOR	129,480	72,018	55.6%	-	-	0.0%
ENGINEERING OFFICE	858,234	512,434	59.7%	165,920	120,621	72.7%
PUBLIC BUILDING	461,960	263,390	57.0%	1,000	-	0.0%
ZONING	410,752	221,384	53.9%	64,900	66,924	103.1%
PARK MAINTENANCE	1,182,896	770,004	65.1%	189,900	226,800	119.4%
RESERVOIR RECREATION	5,471	1,977	36.1%	-	-	0.0%
RECREATION MAINTENANCE	163,094	65,205	40.0%	-	-	0.0%
RECREATION FUNCTIONS	1,176,327	653,741	55.6%	879,835	670,995	76.3%
CEMETERY DEPARTMENT	582,524	369,394	63.4%	255,000	196,908	77.2%
<b>TOTAL GENERAL FUND</b>	<b>33,624,934</b>	<b>22,578,392</b>	<b>67.1%</b>	<b>29,462,035</b>	<b>21,753,732</b>	<b>73.8%</b>

CONTINUED ON REVERSE

	<b>EXPENDITURE BUDGET</b>	<b>Y-T-D EXPENSED</b>	<b>Y-T-D %</b>	<b>ANNUAL REVENUE BUDGET</b>	<b>Y-T-D RECEIVED</b>	<b>Y-T-D %</b>
SCM&R STREETS	2,871,324	1,848,062	64.4%	3,074,990	2,779,325	90.4%
TRAFFIC-SIGNALS	708,252	325,551	46.0%	311,000	321,830	0.0%
<b>TOTAL SCM&amp;R FUND</b>	<b>3,579,576</b>	<b>2,173,612</b>	<b>60.7%</b>	<b>3,385,990</b>	<b>3,101,155</b>	<b>91.6%</b>
SCM&R HIWAYS	213,685	205,452	96.1%	144,650	118,360	81.8%
<b>TOTAL SCM&amp;R HIWAYS FUND</b>	<b>213,685</b>	<b>205,452</b>	<b>96.1%</b>	<b>144,650</b>	<b>118,360</b>	<b>81.8%</b>
AIRPORT OPERATIONS	1,428,844	1,020,966	71.5%	1,098,925	1,004,846	91.4%
<b>TOTAL AIRPORT FUND</b>	<b>1,428,844</b>	<b>1,020,966</b>	<b>71.5%</b>	<b>1,098,925</b>	<b>1,004,846</b>	<b>91.4%</b>
WATER TREATMENT	3,985,917	2,527,333	63.4%	14,800	60,231	407.0%
WATER DISTRIBUTION	2,464,840	1,681,391	68.2%	132,100	100,748	76.3%
UTILITY BILLING	1,154,652	622,193	53.9%	8,449,926	6,347,444	75.1%
SUPPLY RESERVOIR	851,793	305,678	35.9%	21,503	5,990	27.9%
<b>TOTAL WATER FUND</b>	<b>8,457,202</b>	<b>5,136,596</b>	<b>60.7%</b>	<b>8,618,329</b>	<b>6,514,412</b>	<b>75.6%</b>
SANITARY SEWER MAINT	1,200,077	608,662	50.7%	1,000	5,347	534.7%
STORMWATER MAINT	265,583	140,273	52.8%	776,500	586,592	75.5%
WATER POLLUTION CONTROL	3,203,311	2,188,952	68.3%	9,078,075	6,867,587	75.7%
<b>TOTAL SEWER FUND</b>	<b>4,668,971</b>	<b>2,937,887</b>	<b>62.9%</b>	<b>9,855,575</b>	<b>7,459,526</b>	<b>75.7%</b>
PARKING	110,495	57,078	51.7%	74,700	57,495	77.0%
<b>TOTAL PARKING FUND</b>	<b>110,495</b>	<b>57,078</b>	<b>51.7%</b>	<b>74,700</b>	<b>57,495</b>	<b>77.0%</b>
SWIMMING POOL	105,210	37,708	35.8%	102,000	102,000	100.0%
<b>TOTAL SWIMMING POOL FUND</b>	<b>105,210</b>	<b>37,708</b>	<b>35.8%</b>	<b>102,000</b>	<b>102,000</b>	<b>100.0%</b>
CIT ADMINISTRATION	20,732,203	14,435,681	69.6%	25,671,800	19,771,122	77.0%
<b>TOTAL CIT FUND</b>	<b>20,732,203</b>	<b>14,435,681</b>	<b>69.6%</b>	<b>25,671,800</b>	<b>19,771,122</b>	<b>77.0%</b>

**SNAPSHOT \$ FINANCIAL: GENERAL FUND**

2019

Revenues/Expenditures & Key Balances Snapshot as of :

Projected

9/30/2019

**GENERAL FUND REVENUES & EXPENSES**

Prior Year Ending Cash Balance – Unappropriated \$ 13,280,054

Revenue and Receipts Projection General Fund \$ 30,399,727

Expenses Appropriated General Fund (assumes \$0.00 returned by departments) \$ (34,127,987)

**OPERATIONAL SURPLUS/(DEFICIT) (\$3,728,260)**

**PROJECTED UNENCUMBERED YEAR END GF CASH BALANCE**

**\$ 9,551,794**

**FINANCIAL POLICY AMOUNTS**

	Minimum	Proj. Balance	Over/(Short)
Minimum Reserve Balance GF (Resolution 002-2014 16.7% of Budget Expenses)	\$ 4,991,736	\$ 9,551,794	\$4,560,058
GF Rainy Day Reserve Account #10000000-818002 (up to 5% prior year revenues)	\$ 1,000,000	\$ 1,000,000	\$0
Self Insurance Fund #6060	\$ 1,000,000	\$ 1,100,154	\$100,154

**MONITORING INTANGIBLE / ANTICIPATED ITEMS**

**LIKELY**

**POSSIBLE**

**GENERAL FUND**

Revenue Differential + / (-)

Expense Differential + / (-)

*Self Insurance Fund replenish (per budget discussions)*

Fund Subsidies + / (-)

Unbudgeted Projects

**2019 \$ 9,551,794**

**BUDGETED YEAR END GF CASH BALANCE** (excludes rainy day reserve)

**CITY OF FINDLAY**  
**OPEN PROJECTS AS OF SEPTEMBER 30, 2019**

PROJECT NUMBER	PROJECT NAME	TOTAL	TOTAL	TOTAL	CURRENTLY
		APPROPRIATED	EXPENSED	PENDING	AVAILABLE
		INCEPTION TO DATE	INCEPTION TO DATE	PURCHASE ORDERS	TO SPEND
31942400	DOWNTOWN REVITALIZATION	4,724,564	4,723,678	-	886
31948200	OHIO 629 - MARATHON	250,000	-	-	250,000
31950900	MUNI BLDG VIDEO RECORDING	130,000	59,078	68,194	2,728
31955300	ROWMARK 629 ROADWORK	100,000	1,516	2,234	96,250
31966700	TYLER CASHIERING IMPLEMENTATION	38,500	18,075	20,310	115
31966800	2017 ORC PD REQUIRED TRAINING	39,556	-	-	39,556
31971800	2017 EDE PARK IMPROVEMENTS	10,000	3,218	-	6,782
31972000	2017 SWALE LOT & WALK PATH	70,000	40,245	9,755	20,000
31972500	FOOTBALL BLDG POWER	38,000	4,842	8,876	24,282
31972900	SALT BARN STRUCTURE	580,000	7,443	562,586	9,971
31976600	RESERVOIR PARKING LOT	15,000	-	-	15,000
31976900	2017 CRISIS INTERVENTION TRAINING	6,103	3,442	50	2,611
31977900	PUBLIC SAFETY SOFTWARE SYSTEM	725,000	532,460	109,466	83,074
31978000	PD QUICK RESPONSE TEAM	87,500	69,956	17,544	-
31980300	BLANCH RVR GREENWAY TRAIL	80,000	79,900	28	72
31980800	ORC PD REQUIRED TRAINING	29,320	28,583	-	737
31983000	VHF RADIO SYSTEM	354,077	-	-	354,077
31983400	2018 SKATE PARK REPAIRS	7,000	-	-	7,000
31984100	2018 CUBE CODE UPDATES	645,000	633,295	8,000	3,705
31984200	GIS SOFTWARE REPLACEMENT	40,000	38,437	1,129	434
31985300	AUTOLIV OHIO 626	363,000	281,257	-	81,743
31985900	HPD GRANT 2018	11,000	3,363	2,870	4,767
31990400	DISASTER RECOVERY SITE @ CUBE	55,000	-	3,895	51,105
31990700	DIAMONDS SAFETY NET & POLES	75,000	63,400	930	10,670
31992500	FIBER OPTIC UPGRADE TO COUNTY	19,000	-	-	19,000
31992600	MUNI BLDG 1ST FLOOR WINDOWS	40,000	-	39,300	700
31992800	COOPER&RAWSON SCOREBOARDS	12,000	-	-	12,000
31992900	PARK LIGHTS TO LED	10,000	-	-	10,000
31993000	CUBE COOLING SYS CONDENSERS	20,000	-	11,800	8,200
31993500	HVAC HEAT/AIR CEMETERY	15,000	-	15,000	-
31993600	KEEP ACTIVE KEEP HEALTHY PROG	100,000	6,001	10,928	83,071
31993700	CUBE PARKING LOT REPAIRS	10,000	-	200	9,800
31994000	2019 EMORY ADAMS PARKING LOTS	10,000	-	-	10,000
31994200	2019 GIS FUNCTIONALITY	10,000	-	-	10,000
31994700	MUNI BUILDING HVAC CONTROLLER	75,000	-	57,787	17,213
<b>GENERAL FUND PROJECTS</b>		<b>8,794,620</b>	<b>6,598,189</b>	<b>950,882</b>	<b>1,245,549</b>

PROJECT NUMBER	PROJECT NAME	TOTAL	TOTAL	TOTAL	CURRENTLY
		APPROPRIATED	EXPENSED	PENDING	AVAILABLE
		INCEPTION TO DATE	INCEPTION TO DATE	PURCHASE ORDERS	TO SPEND
32542300	OIL DITCH CLEANING	20,000	-	-	20,000
32549500	HOWARD RUN DITCH CLEANING	6,000	5,200		800
32556000	B4 & B6 SEWER SEPARATION PH 1	361,500	356,030	-	5,470
32556100	B4 & B6 SEWER SEPARATION PH 2	737,383	719,946	-	17,437
32593900	COUNTRY CLUB DR SLOPE REHAB	98,731	11,627	87,104	-
32842500	BLANCHARD/6TH TRAN ALT PLAN	31,000	13,211	17,289	500
32852700	W SANDUSKY/WESTERN AVENUE	190,000	15,299	1,265	173,436
32852800	E SANDUSKY/BLANCHARD INTERSECTION	20,000	-	-	20,000
32852900	LIMA/WESTERN INTERSECCION	339,934	100,331	228,814	10,789
32863400	W BIGELOW/NORTHGATE INTERSECTION	125,000	80,002	4,815	40,183
32864600	CR212/CR236 WIDENING	140,000	74,530	63,087	2,383
32872100	S MAIN/LINCOLN INTERSECTION	125,000	46,180	330	78,490
32872800	S MAIN/MAIN CROSS INTERSECTION	125,000	47,081	330	77,589
32873100	S MAIN/ SANDUSKY INTERSECTION	125,000	46,766	-	78,234
32876000	BLANCHARD/LINCOLN LIKE LANE	421,500	309,363	111,318	819
32884400	ODOT FY 19 RESURFACING	565,896	504,553	2,519	58,824
32884500	ODOT FY20 RESURF PID100184	75,000	25,991	-	49,009
32885200	2019 STREET PREV MAINT	550,000	481,895	63,221	4,884
32890300	2019 STREET RESURFACING	1,481,500	1,435,089	40,060	6,351
32890600	TRAFFIC SIGNAL UPGRADES 2019	265,000	104,511	55,191	105,298
32893100	19 TRAFFIC POLE REPLACEMENT	50,000	-	37,930	12,070
	<b>SCM&amp;R FUND PROJECTS</b>	<b>5,853,444</b>	<b>4,377,606</b>	<b>713,272</b>	<b>762,566</b>
35284600	ODOT AVIAT BEACON & WINDSOCK	178,681	23,000	155,559	122
35293200	RUNWAY 7/25 REHAD CRACK SEAL	139,183	187	-	138,996
35293400	REHAB TAXIWAY A - DESIGN	59,000	-	-	59,000
	<b>AIRPORT FUND PROJECTS</b>	<b>376,864</b>	<b>23,187</b>	<b>155,559</b>	<b>139,118</b>

PROJECT NUMBER	PROJECT NAME	TOTAL	TOTAL	TOTAL	CURRENTLY
		APPROPRIATED INCEPTION TO DATE	EXPENSED INCEPTION TO DATE	PENDING PURCHASE ORDERS	AVAILABLE TO SPEND
35577600	HOWARD ST SEWER SEP PH 1	50,000	31,990	16,530	1,480
35592000	19 STORMWATER MGT MS4	25,000	-	-	25,000
35592100	2019 DITCH MAINTENANCE	25,000	-	-	25,000
35592200	BLANCH ST STORM SEW REPLACE	20,000	-	-	20,000
35592300	CIMARRON COURT DRAINAGE	20,000	-	-	20,000
35674500	LTCP EVALUATION STUDY	340,000	297,953	15,515	26,531
35674900	SEWER PARKING LOTS	38,000	28,236	7,629	2,136
35675000	SANITARY SEWER CR 212	45,000	7,269	731	37,000
35675200	HIGH ST SEWER REPLACEMENT	706,100	647,741	-	58,359
35675300	EAST & FRONT CSO ELIMINATION	82,738	43,020	-	39,718
35675400	SEWER FLAP GATE PROJECT	128,485	102,643	24,288	1,554
35675500	DISTRIBUTION DR SAN SEWER	94,530	834	74,530	19,166
35677700	WASHINGTON PARK SANITARY	45,000	13,047	853	31,100
35680200	2018 SEWER LINING & MANHOLE	385,900	67,399	304,438	14,063
35681100	2018 ANNUAL SEWER TELEVISIONING	150,000	123,580	21,211	5,209
35681200	WPC UV SYSTEM REPLACEMENT	2,878,500	322,030	2,311,452	245,018
35681500	WPC CLARIFIER 1 & 2 REHAB	292,400	286,935	4,500	965
35691300	19 SEWER LINING & MANHOLE	400,000	4,792	388,448	6,760
35691400	19 SEWER TELEVISIONING	300,000	740	-	299,260
35691500	19 ANNUAL CSO LTCP	25,000	-	-	25,000
35691600	19 MANHOLE ADJUSTMENT	50,000	22,525	17,225	10,250
35691700	MADISON & MONROE	45,000	30,157	12,093	2,750
35691800	SR12 & DAVIS SAN SEWER	25,000	8,905	-	16,095
35691900	WEST MAIN CROSS SAN SEWER	20,000	10,466	9,534	-
<b>SEWER FUND PROJECTS</b>		<b>6,191,653</b>	<b>2,050,261</b>	<b>3,208,977</b>	<b>932,415</b>
35754100	RAW WATERLINE/TRANSFER STATION	230,000	202,890	-	27,110
35773400	RESERVOIR OVERFLOW DESIGN	15,000	-	-	15,000
35774300	TR215 WATERLINE EXTENSION	411,575	321	381,575	29,679
35775800	RESERVOIR 1 RAMP REPAVING	20,000	-	-	20,000
35780400	SANDUSKY W/L TO DOLD	200,000	145,169	19,920	34,912
35781600	MERRIWEATHER WL REPLACEMENT	65,000	231	-	64,769
35781800	WTP SCADA SYSTEM UPGRADES	25,000	616	7,000	17,384
35781900	WATER ASSET MGT OEPA MSTR	350,000	8,552	36,448	305,000
35782200	UB OFFICE RENOVATIONS	10,000	-	-	10,000
35782300	WTP ROOF REPLACEMENT	285,000	-	261,741	23,259
35782400	WTP FIRE ALARM SYSTEM	20,000	3,555	-	16,445
35782500	RESERVOIR #2 RAMP REPAVING	25,000	-	-	25,000
35782600	WTP & RES SECURITY CAMERAS	150,000	-	-	150,000
35782800	RESERVOIR TRANSFER LINE REHAB	20,000	167	-	19,833
35783300	WATER METER SYSTEM REPLACE	250,000	154	-	249,846
35783500	2018 UTILITY RATE STUDY	25,000	-	-	25,000

PROJECT NUMBER	PROJECT NAME	TOTAL	TOTAL	TOTAL	CURRENTLY
		APPROPRIATED INCEPTION TO DATE	EXPENSED INCEPTION TO DATE	PENDING PURCHASE ORDERS	AVAILABLE TO SPEND
35783900	WTP BULK WATER STATION	50,000	-	-	50,000
35790100	S BLANCHARD ST WL REPLACE	1,500,000	1,076,723	360,688	62,589
35790200	E BIGELOW WL REPLACE	275,000	6,938	248,219	19,843
35790800	WTP CO2 TANKS REPLACEMENT	50,000	-	-	50,000
35790900	WTP CHEM BLDG FLOORS 2019	30,000	-	-	30,000
35791000	E MAIN CROSS & FISHLOCK WL BORING	20,000	4,500	4,597	10,903
35791100	HOWARD ST WL REPLACEMENT	320,000	-	-	320,000
35791200	2019 WATER VALVE ADJUSTMENT	20,000	5,313	-	14,687
35792400	CR140 WATERLINE OVERSIZING	42,935	-	-	42,935
35793300	OLIVE ST WL REPLACEMET	140,000	29,722	32,361	77,918
<b>WATER FUND PROJECTS</b>		<b>4,549,510</b>	<b>1,484,849</b>	<b>1,352,548</b>	<b>1,712,113</b>

CITY OF FINDLAY  
CASH & INVESTMENTS AS OF SEPTEMBER 30, 2019

<u>AMOUNT</u>	<u>DESCRIPTION AND RATE</u>	<u>BANK/FIRM</u>
\$ 1,144,000.00	STAR OHIO @ 2.220%	
123,104.26	STAR OHIO @ 2.220%	
23,003,500.00	STAR OHIO @ 2.220%	
1,473,226.75	STAR OHIO @ 2.220%	
1,000,000.00	STAR PLUS @ 2.120%	
16,505,000.00	SAVINGS ACCOUNT	FIFTH THIRD BANK
986,640.00	US TREASURY @ 1.000%	D A DAVIDSON
996,895.93	FHLB @ 1.550%	HUNTINGTON BANK
1,996,875.00	US TREASURY @ 2.000%	PNC BANK
986,484.38	US TREASURY @ 1.625%	HUNTINGTON BANK
979,531.25	US TREASURY @ 1.500%	PNC BANK
1,998,649.10	US TREASURY @ 2.500%	D A DAVIDSON
981,110.00	US TREASURY @ 1.625%	KEY BANK
973,610.00	US TREASURY @ 1.375%	KEY BANK
1,995,820.00	FFCB @ 2.900%	KEY BANK
245,000.00	CERTIFICATE OF DEPOSIT @ 2.600%	FIRST NATIONAL BANK
245,000.00	CERTIFICATE OF DEPOSIT @ 2.560%	FIRST FEDERAL BANK
245,000.00	CERTIFICATE OF DEPOSIT @ 2.650%	WATERFORD BANK
<u>\$55,879,446.67</u>	INVESTMENT TOTAL	
2,548,447.89	5/3 BANK ACCOUNT BALANCE	
-	ACCRUED INVESTMENT INTEREST	
<u><u>\$58,427,894.56</u></u>	TOTAL CASH & INVESTMENTS	

**UNAPPROPRIATED FUND BALANCES (CURRENT CASH BALANCES ON REVERSE)**

GENERAL	\$ 9,551,794
SCM&R	337,337
SCM&R HIWAY	277,076
SEVERANCE PAYOUT RESERVE	1,319,610
AIRPORT	476,472
WATER	4,874,689
SEWER	5,384,367
STORMWATER	2,793,947
PARKING	25,979
CIT ADMINISTRATION	137,860
CIT CAPITAL IMPROVEMENT	2,697,973



CITY OF FINDLAY  
**BREAKDOWN OF TOTAL CASH & INVESTMENTS BY FUND AS OF SEPTEMBER 30, 2019**

\$14,954,180.16	General Fund
1,000,000.00	General Fund Restricted Rainy Day
2,048,682.56	General Fund Projects
1,664,850.40	SCM&R Fund
904,893.82	SCM&R Fund Projects
-	County Permissive License Fund
259,240.51	State Highway Fund
212.57	Law Enforcement Trust Fund
3,594.87	Drug Law Enforcement Trust Fund
293,143.13	ID Alcohol Treatment Fund
62,858.69	Enforcement & Education Fund
493,908.07	Court Special Projects Fund
137,510.27	Court Computerization Fund
2,109.56	METRICH Drug Law Enforcement Trust Fund
142,655.64	Alcohol Monitoring Fund
131,474.34	Mediation Fund
166,302.33	Electronic Imaging Fund
20,556.85	Legal Research Fund
996,708.41	Severance Payout Fund
102,599.48	Debt Service Fund
38,828.01	CR 236 TIF Fund
604,084.55	Municipal Court Improvement Fund
662,945.14	Airport Fund
85,203.60	Airport Fund Projects
7,170,922.35	Water Fund
880,817.05	Water Fund Restricted
2,675,461.69	Water Fund Projects
4,769,969.12	Sewer Fund
6,024,743.02	Sewer Fund Restricted
4,139,317.11	Sewer Fund Projects
65,908.31	Parking Fund
-	Parking Fund Projects
92,179.60	Swimming Pool Fund
-	Swimming Pool Fund Projects
33,000.75	Internal Service Central Stores Fund
764,235.53	Internal Service Workers Comp Fund
1,160,785.50	Internal Service Self Insurance Fund
2,068,557.06	CIT Fund
1,104,193.64	CIT Fund- Restricted Capital Improvements
-	CIT Fund-Restricted Flood Mitigation
247,967.30	Police Pension Fund
247,967.30	Fire Pension Fund
50,547.22	Unclaimed Monies Fund
239,475.35	Tax Collection Agency Fund
1,503,368.20	Cemetery Trust Fund
159,031.32	Private Trust Fund
230,731.46	Guaranteed Deposits
-	Special Assessments Pavements Fund
317.61	Special Assessments Sidewalks Fund
-	Special Assessments Sidewalks Fund Projects
21,855.11	Special Assessments Storm Fund
<b><u>\$58,427,894.56</u></b>	<b>TOTAL CASH &amp; INVESTMENTS</b>

# City of Findlay

Christina Muryn, Mayor

## WATER TREATMENT DEPARTMENT

Jason Phillips, Superintendent

110 North Blanchard Street • Findlay, OH 45840

Phone: 419-424-7193 • Fax: 419-424-7892

www.findlayohio.com

**OCTOBER 7, 2019**

## **NEWS RELEASE**

### **PRECIPITATION & RESERVOIR LEVELS**

Total precipitation recorded at the City of Findlay Water Pollution Control Center was 10.61 inches of rain for the third quarter (July-September) of 2019.

At the end of September, the Findlay reservoirs stood at 86% of capacity. This reservoir level represents an 843 day water supply at the city's current usage rate.

The City of Findlay Water Treatment Plant treated 604.03 million gallons of water in the third quarter of 2019. That is an average of 6.56 million gallons per day.

Thank you,



Jason Phillips  
Superintendent  
Water Treatment Plant

EC: City Council  
Department Supervisors  
File

As of 10/1/2019	2018					2019				
	Jan - Mar	Apr - Jun	Jul - Sep	Oct - Dec	YTD Total	Jan - Mar	Apr - Jun	Jul - Sep	Oct - Dec	YTD Total
<b>Precipitation</b>										
Rain (Inches)	9.07	9.9	9.33	10.23	38.53	8.7	15.67	10.61		34.98
Snow (Inches)	6.3	1		3.2	10.5	20.1				20.1
<b>Total Precipitation (In Inches)</b>	<b>15.37</b>	<b>10.9</b>	<b>9.33</b>	<b>13.43</b>	<b>49.03</b>	<b>28.8</b>	<b>15.67</b>	<b>10.61</b>		<b>55.08</b>
<b>Reservoir</b>										
Current Volume (Billion Gallons)	6.3	6.0	5.4	5.5		6.2	6.3	5.5		
Max Capacity (Billion Gallons)	6.4	6.4	6.4	6.4		6.4	6.4	6.4	6.4	
<b>% of Capacity</b>	<b>98%</b>	<b>93%</b>	<b>84%</b>	<b>87%</b>		<b>97%</b>	<b>99%</b>	<b>86%</b>		
Supply at Current Usage (Days)	1095	950	830	928		1014	1058	843		
Supply at Max Capacity/Current Usage (Days)	1117	1019	986	1072		1041	1074	976	#DIV/0!	
<b>Treatment</b>										
Gallons Treated (Millions)	515.2	571.63	597.52	549.69		553.65	542.55	604.03		
Max Treatment Capacity (Millions)	1440	1456	1472	1472		1440	1456	1472		
<b>Current Treatment Capacity Utilization</b>	<b>36%</b>	<b>39%</b>	<b>41%</b>	<b>37%</b>		<b>38%</b>	<b>37%</b>	<b>41%</b>		
AVG Gallons Treated Per Day (Millions)	5.73	6.28	6.49	5.97		6.15	5.96	6.56		
Max Daily Treatment Capacity (Millions)	16	16	16	16		16	16	16		
<b>AVG Daily Remaining Capacity (Millions)</b>	<b>10.27</b>	<b>9.72</b>	<b>9.51</b>	<b>10.03</b>		<b>9.85</b>	<b>10.04</b>	<b>9.44</b>		

### Water and Sewer Rates

2017 Annual Water Rates	
Findlay	\$ 358
Ohio average	\$ 634

Year	Average Ohio Water Rate Increases	Findlay
2014	1.8%	0%
2015	3.3%	0%
2016	6.1%	0%
2017	0.9%	0%

2017 Annual Sewer Rates	
Findlay	\$ 424
Ohio average	\$ 677

Year	Average Ohio Sewer Rate Increases	Findlay
2014	3.2%	0%
2015	4.4%	0%
2016	0.9%	0%
2017	2.4%	0%

from 2017 Ohio EPA Sewer & Water Rate Survey



October 9<sup>th</sup>, 2019

Findlay City Council  
318 Dorney Plaza  
Findlay, Ohio 45840

Attention: Ron Monday, President  
Cc: Mayor Christina Muryn

**RE: Proposed Zoning Map Update**

Honorable Members of Council:

Hancock Regional Planning Commission respectfully requests the review and discussion for an zoning map amendment. The map originally adopted in 1956 has had few updates since adoption which has caused number inconsistencies between current zoning, current property use, and actual zoning code.

These inconsistencies are causing unnecessary time and money for residence having to request zoning amendments or variances. Additionally, they are restricting property owner's utilization of their property due to misaligned setback requirements.

Hancock Regional Planning Commission request that Council refer this amendment to to the City Planning Commission for discussion and review.

Please let me know if you have any comments or concerns.

Sincerely,

Matt Cordonnier, Director  
Hancock Regional Planning Commission



October 9<sup>th</sup>, 2019

Findlay City Council  
318 Dorney Plaza  
Findlay, Ohio 45840

Attention: Ron Monday, President  
Cc: Mayor Christina Muryn

**RE: Proposed Zoning Text Amendment**

Honorable Members of Council:

Hancock Regional Planning Commission respectfully requests the review and discussion for a zoning text amendment. The proposed amendment would make duplexes and triplexes a conditional use in the R-3 residential zoning district.

Hancock Regional Planning Commission request that Council refer this amendment to to the City Planning Commission for discussion and review.

Please let me know if you have any comments or concerns.

Sincerely,

Matt Cordonnier, Director  
Hancock Regional Planning Commission

# City of Findlay

Christina M. Muryn, Mayor

## POLICE DEPARTMENT

John E. Dunbar, Chief of Police  
318 Dorney Plaza, Room 116 • Findlay, OH 45840  
Phone: 419-424-7194 • Fax: 419-424-7296  
www.findlayohio.com

October 10, 2019

The Honorable Council:

A check of the records of this office shows no criminal record on the following:

Peter A. Wiley  
Byron C. Wiley  
Ross C. Wiley  
Helen M. Suniga

WD RFP Findlay LLC, DBA Rapid Fired Pizza, 2040  
Tiffin Avenue, Findlay, Ohio 45840.

Sincerely,



John E. Dunbar  
Chief of Police

**NOTICE TO LEGISLATIVE  
AUTHORITY**

**OHIO DIVISION OF LIQUOR CONTROL**  
6606 TUSSING ROAD, P.O. BOX 4005  
REYNOLDSBURG, OHIO 43068-9005  
(614)644-2380 FAX(614)644-3186

TO

<b>9330040</b>		<b>TREX</b>	<b>WD RFP FINDLAY LLC DBA RAPID FIRED PIZZA 2040 TIFFIN AVE FINDLAY OH 45840</b>
PERMIT NUMBER		TYPE	
<b>06</b>	<b>01</b>	<b>2018</b>	
ISSUE DATE			
<b>10</b>	<b>04</b>	<b>2019</b>	
FILING DATE			
<b>D5</b>			
PERMIT CLASSES			
<b>32</b>	<b>044</b>	<b>A</b>	
TAX DISTRICT		RECEIPT NO.	<b>F23134</b>

FROM **10/08/2019** **SAFEKEEPING**

<b>6548362</b>			<b>ONE EYED JACKS LLC DBA ONE EYED JACKS 2638 COLONEL GLENN HWY FAIRBORN OH 45324</b>
PERMIT NUMBER		TYPE	
<b>06</b>	<b>01</b>	<b>2018</b>	
ISSUE DATE			
<b>10</b>	<b>04</b>	<b>2019</b>	
FILING DATE			
<b>D5</b>			
PERMIT CLASSES			
<b>29</b>	<b>055</b>		
TAX DISTRICT		RECEIPT NO.	



MAILED **10/08/2019**

RESPONSES MUST BE POSTMARKED NO LATER THAN. **11/08/2019**

**IMPORTANT NOTICE**

PLEASE COMPLETE AND RETURN THIS FORM TO THE DIVISION OF LIQUOR CONTROL  
WHETHER OR NOT THERE IS A REQUEST FOR A HEARING.

REFER TO THIS NUMBER IN ALL INQUIRIES **A TREX 9330040**

(TRANSACTION & NUMBER)

(MUST MARK ONE OF THE FOLLOWING)

WE REQUEST A HEARING ON THE ADVISABILITY OF ISSUING THE PERMIT AND REQUEST THAT  
THE HEARING BE HELD  IN OUR COUNTY SEAT.  IN COLUMBUS.

WE DO NOT REQUEST A HEARING.

DID YOU MARK A BOX? IF NOT, THIS WILL BE CONSIDERED A LATE RESPONSE.

PLEASE SIGN BELOW AND MARK THE APPROPRIATE BOX INDICATING YOUR TITLE:

(Signature)

(Title)-  Clerk of County Commissioner

(Date)

Clerk of City Council

Township Fiscal Officer

**CLERK OF FINDLAY CITY COUNCIL  
MUNICIPAL BLDG RM 114  
318 DORNEY PLAZA  
FINDLAY OHIO 45840-3346**

Commerce Division of Liquor Control : Web Database Search

**OWNERSHIP DISCLOSURE INFORMATION**

This online service will allow you to obtain ownership disclosure information for issued and pending retail liquor permit entities within the State of Ohio.

**Searching Instructions**

Enter the known information and click the "Search" button. For best results, search only ONE criteria at a time. If you try to put too much information and it does not match exactly, the search will return a message "No records to display".

The information is sorted based on the Permit Number in ascending order.

To do another search, click the "Reset" button.

	SEARCH CRITERIA
<b>Permit Number</b>	<input type="text" value="9330040"/>
<b>Permit Name / DBA</b>	<input type="text"/>
<b>Member / Officer Name</b>	<input type="text"/>

[Search](#)      [Reset](#)      [Main Menu](#)

Member/Officer Name	Shares/Interest	Office Held
<b>Permit Number:</b> 9330040; <b>Name:</b> WD RFP FINDLAY LLC; <b>DBA:</b> DBA RAPID FIRED PIZZA; <b>Address:</b> 2040 TIFFIN AVE FINDLAY 45840		
HELENA M SUNIGA		SECRETARY
ROSS C WILEY	MANAGE MEM	PRESIDENT
WILEY AREA DEVELOPMENT LLC	MANAGE MEM	
WILEY HOLDINGS LLC	MANAGE MEM	

- [Ohio.Gov](#)
- [Ohio Department of Commerce](#)

[Commerce Home](#) | [Press Room](#) | [CPI Policy](#) | [Privacy Statement](#) | [Public Records Request Policy](#) | [Disclaimer](#) | [Employment](#) | [Contacts](#)



# Office of the Mayor

Christina M. Muryn

318 Dorney Plaza, Room 310  
Findlay, OH 45840

Telephone: 419-424-7137 • Fax: 419-424-7245  
www.findlayohio.com

Paul E. Schmelzer, P.E., P.S.  
Safety Director

Brian A. Thomas, P.E., P.S.  
Service Director

Honorable City Council  
Findlay, OH 45840

October 10, 2019

RE: Large Meter Testing/Calibration, Project #35794400

Dear Council Members:

I would like to bring in outside contractors to inspect, test and calibrate the large water meters and fire line meters/connections located within the distribution system. It is very important for the City to ensure the accuracy of these meters since the large meters are being used by higher water users. It is also important to verify fire lines since they should not have domestic use off of them and are not billed. This project would inspect, test and calibrate 127 meters that are 3" and larger, 48 fire line meters/connections and up to 25 meters that are 2" in size.

The problem with using City employees to do the work is that the work needs to be coordinated with the users to minimize any impact that the testing may have on their operations. To accomplish this, the work may need to be done overnight, on weekends or even holidays depending on the user. If the work is completed overnight, it will also reduce the number of employees that would be available during the day to work on other projects or take care of issues that arise. This would make scheduling difficult and will result in additional overtime or holiday pay to get the work completed.

While it is difficult to estimate the labor cost that Water Department would have if the project was done by their staff, I would estimate that it would probably be within 10% of the cost that we been quoted by the outside contractor.

By copy of this letter, the Law Director is requested to prepare the necessary legislation to appropriate funds as follows:

FROM:	Water Fund	\$95,625
TO:	Large Meter Testing/Calibration Project # 35794400	\$95,625

If you have any questions, please feel free to contact me.

Sincerely,



Brian Thomas  
Service Director/Acting City Engineer

pc: Don Rasmussen, Law Director  
Jim Staschiak II, Auditor

## COMMITTEE REPORT

### THE CITY COUNCIL OF THE CITY OF FINDLAY, OHIO

A **COMMITTEE OF THE WHOLE** meeting was held on Tuesday, October 1, 2019 to conduct a pre-budget meeting.



~~R. Ronald Monday, President of Council~~

*GRANT RUSSEL, PRESIDENT PRO-TEM*

**COMMITTEE OF THE WHOLE**

**DATED: October 1, 2019**

**COMMITTEE REPORT**

**THE CITY COUNCIL OF THE CITY OF FINDLAY, OHIO**

The **APPROPRIATIONS COMMITTEE** to whom was referred a request to discuss an emergency training center for Findlay and Hancock County's First Responders.

*We recommend*

*proceeding with discussion & planning  
of the proposed STRICT Center.*

Aye  Nay *Grant Russel* MOTION  
Grant Russel, Chairman

Aye  Nay *[Signature]*  
John Harrington

Aye  Nay *[Signature]* SECOND  
Dina Ostrander

**APPROPRIATIONS COMMITTEE**

Aye  Nay *[Signature]*  
Tom Shindledecker

**DATE: October 8, 2019**

Aye  Nay ABSENT  
Jeff Wobser

**LEGISLATION \_\_\_\_\_**

**FINDLAY CITY COUNCIL  
CARRY-OVER LEGISLATION  
October 15, 2019**

**ORDINANCE NO. 2019-051** (*Utility Billing software*) requires three (3) readings

**third reading  
tabled after third reading on 8/6/19**

AN ORDINANCE AUTHORIZING THE DIRECTOR OF PUBLIC SERVICE OF THE CITY OF FINDLAY, OHIO, TO ENTER INTO A CONTRACT OR CONTRACTS WITH MUNI-LINK FOR THE UPDATING OF THE CITY OF FINDLAY'S UTILITY BILLING DEPARTMENT'S SOFTWARE, APPROPRIATING AND TRANSFERRING FUNDS, AND DECLARING AN EMERGENCY.

**ORDINANCE NO. 2019-081** (*payroll deductions for City employees*) requires three (3) readings

**third reading**

AN ORDINANCE AUTHORIZING THE AUDITOR TO MAKE PAYROLL DEDUCTIONS FOR THOSE EMPLOYEES WHO HAVE ELECTED TO ENROLL IN THE HEALTH SAVINGS ACCOUNT (HSA) PLAN AND DECLARING AN EMERGENCY.

**ORDINANCE NO. 2019-082** (*Speedway Dr rezone*) requires three (3) readings

**third reading**

AN ORDINANCE AMENDING CHAPTER 1100 ET SEQ OF THE CODIFIED ORDINANCES OF THE CITY OF FINDLAY, OHIO, KNOWN AS THE ZONING CODE BY REZONING THE FOLLOWING DESCRIBED PROPERTY (REFERRED TO AS SPEEDWAY DRIVE REZONE) WHICH PREVIOUSLY WAS ZONED "C2 GENERAL COMMERCIAL DISTRICT" TO I1 LIGHT INDUSTRIAL.

**ORDINANCE NO. 2019-083** (*640 Davis St rezone*) requires three (3) readings

**third reading**

AN ORDINANCE AMENDING CHAPTER 1100 ET SEQ OF THE CODIFIED ORDINANCES OF THE CITY OF FINDLAY, OHIO, KNOWN AS THE ZONING CODE BY REZONING THE FOLLOWING DESCRIBED PROPERTY (REFERRED TO AS 640 DAVIS STREET REZONE) WHICH PREVIOUSLY WAS ZONED "R2 SINGLE FAMILY, MEDIUM DENSITY" TO "R4 DUPLEX/TRIPLEX".

**ORDINANCE NO. 2019-085** (*add new Chapter 331.45 – distracted driving*) requires three (3) readings

**third reading**

AN ORDINANCE AMENDING TITLE FIVE, CHAPTER 331 OF THE CODIFIED ORDINANCES OF THE CITY OF FINDLAY ENTITLED "OPERATION GENERALLY" TO DEFINE AND PROHIBIT CERTAIN VIOLATIONS COMMITTED WHILE DRIVING DISTRACTED.

**ORDINANCE NO. 2019-086** (*salary ordinance*) requires three (3) readings

**second reading**

AN ORDINANCE ESTABLISHING JOB CLASSIFICATIONS, PAY RANGES, SALARY SCHEDULES AND OTHER MATTERS THAT MAY AFFECT PAY, FOR ALL NON-ELECTED OFFICERS AND EMPLOYEES OF THE CITY OF FINDLAY, OHIO, AND REPEALING ORDINANCE NO. 2018-123 AND ALL OTHER ORDINANCES AND/OR PARTS OF ORDINANCES IN CONFLICT HEREWITH, AND DECLARING AN EMERGENCY.

# City of Findlay

## Office of the Director of Law

318 Dorney Plaza, Room 310  
Findlay, OH 45840  
Telephone: 419-429-7338 • Fax: 419-424-7245

**Donald J. Rasmussen**  
Director of Law

OCTOBER 15, 2019

THE FOLLOWING IS THE NEW LEGISLATION TO BE PRESENTED TO THE CITY COUNCIL OF THE CITY OF FINDLAY, OHIO, AT THE TUESDAY, OCTOBER 15, 2019 MEETING.

### **RESOLUTIONS**

024-2019      A RESOLUTION SUPPORTING THE UNITED STATES SURGEON GENERAL'S CALL TO ACTION TO PROMOTE WALKING AND WALKABLE COMMUNITIES.

### **ORDINANCES**

2019-093      AN ORDINANCE APPROPRIATING FUNDS AND DECLARING AN EMERGENCY.

## **RESOLUTION NO. 024-2019**

### **A RESOLUTION SUPPORTING THE UNITED STATES SURGEON GENERAL'S CALL TO ACTION TO PROMOTE WALKING AND WALKABLE COMMUNITIES.**

WHEREAS, one out of every two U.S. adults are living with a chronic disease such as heart disease, cancer or diabetes, and;

WHEREAS, these diseases are the leading cause of premature death and disability, and leading drivers of the nation's \$3.3 trillion in annual healthcare costs, and;

WHEREAS, seventy-two percent (72%) of Hancock County adults are overweight according to the 2018 Community Health Assessment, and;

WHEREAS, within the past thirty (30) days, twenty-two percent (22%) of Hancock County adults rated physical health as not good on four (4) or more days, and;

WHEREAS, twelve percent (12%) of Hancock County adults reported being told by a doctor that they have diabetes, and;

WHEREAS, the health of a community's workforce affects economic development and chronic disease increases costs to employers in lost productivity and higher health care expenditures, and;

WHEREAS, physical activity can reduce illness from chronic diseases and premature death. Regular physical activity helps prevent risk factors for disease, such as high blood pressure and weight gain, and protects against multiple chronic diseases, such as heart disease, stroke, some cancers, type 2 diabetes and depression, and;

WHEREAS, an individual's decision to walk can be made easier by programs and policies that provide opportunities and encouragement for walking and by improvements to community walkability, and;

WHEREAS, Step It Up! The Surgeon General's Call to Action to Promote Walking and Walkable Communities calls on Americans to be more physically active through walking and calls on communities to better support walking and walkability, and;

WHEREAS, Step It Up! provides evidence-based strategies to support walking and walkable communities, and;

WHEREAS, the City of Findlay can play an important role in promoting physical activity and building a walkable community, and;

NOW, THEREFORE BE IT RESOLVED by the Council of the City of Findlay, State of Ohio, State of Ohio, supports the United States Surgeon General's Call to Action to Promote Walking and Walkable Communities.

BE IT FURTHER RESOLVED that the City of Findlay will encourage the development of initiatives and programs that support the goals and strategies related to walking and walkable Communities.

WHEREFORE, this Resolution shall take effect and be in force from and after its passage and approval by the Mayor.

\_\_\_\_\_  
PRESIDENT OF COUNCIL

\_\_\_\_\_  
MAYOR

PASSED \_\_\_\_\_

ATTEST \_\_\_\_\_  
CLERK OF COUNCIL

APPROVED \_\_\_\_\_

**ORDINANCE NO. 2019-093**

**AN ORDINANCE APPROPRIATING FUNDS AND DECLARING AN EMERGENCY.**

BE IT ORDAINED by the Council of the City of Findlay, State of Ohio, two-thirds (2/3) of all members elected thereto concurring:

SECTION 1: That the following sums be and the same are hereby appropriated:

FROM: Water Fund	\$ 95,625.00
TO: Large Meter Testing/Calibration <i>Project #35794400</i>	\$ 95,625.00

SECTION 2: This Ordinance is hereby declared to be an emergency measure necessary for the immediate preservation of the public peace, health and safety of the inhabitants of the City of Findlay, Ohio, and for the further reason it is immediately necessary to appropriate funds so that the aforementioned project may proceed.

WHEREFORE, this Ordinance shall take effect and be in force from and after its passage and approval by the Mayor.

\_\_\_\_\_  
PRESIDENT OF COUNCIL

\_\_\_\_\_  
MAYOR

PASSED \_\_\_\_\_

ATTEST \_\_\_\_\_  
CLERK OF COUNCIL

APPROVED \_\_\_\_\_