

# FINDLAY CITY COUNCIL MEETING AGENDA

REGULAR SESSION

SEPTEMBER 17, 2019

COUNCIL CHAMBERS

**ROLL CALL of 2018-2019 Councilmembers**

**ACCEPTANCE/CHANGES TO PREVIOUS CITY COUNCIL MEETING MINUTES:**

Acceptance or changes to the September 3, 2019 Regular Session City Council meeting minutes.

**ADD-ON/REPLACEMENT/REMOVAL FROM THE AGENDA:** none

**PROCLAMATIONS:** none

**RECOGNITION/RETIREMENT RESOLUTIONS:** none

**PETITIONS:** none

**ORAL COMMUNICATIONS:**

**U.S. Census Cheryl Kellogg – 2020 Census**

**WRITTEN COMMUNICATIONS:** none

**REPORTS OF MUNICIPAL OFFICERS AND MUNICIPAL DEPARTMENTS:**

**City Income Tax Monthly Collection Report – August 2019.**

**Findlay Police Department Activities Report – August 2019.**

**Findlay Municipal Court Activities Report – August 2019.**

**Chief of Police Dunbar – PD donation from Hancock County 911 Fund**

The Police Department received a check from Dale Shaheen from the Hancock County 911 Fund in the amount of two thousand four hundred two dollars and eighty-two cents (\$2,402.82) for reimbursement for CAD monitors in the Dispatch Center. Legislation to appropriate funds is requested. Ordinance No. 2019-084 was created.

FROM: General Fund (Hancock County 911 Fund)	\$ 2,402.82
TO: Police Dispatch #21015000-other	\$ 2,402.82

**Findlay Fire Department Activities Report – August 2019.**

**Treasurer's Reconciliation Report – August 2019.**

**City Auditor Staschiak – summary financial reports**

A set of summary financial reports for the prior month follows including:

- Summary of Year-To-Date Information as of August 31, 2019
- Open Projects Report as of August 31, 2019
- Cash & Investments as of August 31, 2019
- Financial Snapshot for General Fund as of August 31, 2019

### **Mayor Muryn – Fire Department training facility**

As part of the City's strategic planning process at the end of last year, the Fire Department identified a need for a training facility. Over the past year, Chief Eberle has put a lot of thought into how this facility would benefit not only the first responders in Findlay, but also those in the County. The Fire Department and the Administration have developed a plan to make live fire, simulated house fires, confined space, and other types of training more available to the Fire Department staff. Mayor Muryn will discuss this concept during the Capital Funding conversation.

### **COMMITTEE REPORTS:**

The **PLANNING & ZONING COMMITTEE** to whom was referred a request from Nickolas Asset IVI, LLC to rezone 0 Speedway Drive (Lot 8 and 9 in the North End Commerce Park 1<sup>st</sup> Addition) from C2 General Commercial District to I1 Light Industrial.

*We recommend to approve the request as submitted. Ordinance No. 2019-082 was created.*

The **PLANNING & ZONING COMMITTEE** to whom was referred a request from Alan Killion to rezone 640 Davis Street from R2 Single Family, Medium Density to R4 Duplex/Triplex.

*We recommend to approve as requested. Ordinance No. 2019-083 was created.*

### **LEGISLATION:**

#### **RESOLUTIONS:**

**RESOLUTION NO. 021-2019** (no PO) requires three (3) readings

#### ***third reading***

A RESOLUTION APPROVING THE EXPENDITURES MADE BY THE AUDITORS OFFICE ON THE ATTACHED LIST OF VOUCHERS WHICH EITHER EXCEED THE PURCHASE ORDER OR WERE INCURRED WITHOUT A PURCHASE ORDER EXCEEDING THE STATUTORY LIMIT OF THREE THOUSAND DOLLARS (\$3000.00) ALL IN ACCORDANCE WITH OHIO REVISED CODE 5705.41(D).

**RESOLUTION NO. 022-2019** (no PO) requires three (3) readings

#### ***second reading***

A RESOLUTION APPROVING THE EXPENDITURES MADE BY THE AUDITORS OFFICE ON THE ATTACHED LIST OF VOUCHERS WHICH EITHER EXCEED THE PURCHASE ORDER OR WERE INCURRED WITHOUT A PURCHASE ORDER EXCEEDING THE STATUTORY LIMIT OF THREE THOUSAND DOLLARS (\$3000.00) ALL IN ACCORDANCE WITH OHIO REVISED CODE 5705.41(D).

**ORDINANCES:**

**ORDINANCE NO. 2019-051** (*Utility Billing software*) **requires three (3) readings**  
**third reading – tabled after third reading on 8/6/19**

AN ORDINANCE AUTHORIZING THE DIRECTOR OF PUBLIC SERVICE OF THE CITY OF FINDLAY, OHIO, TO ENTER INTO A CONTRACT OR CONTRACTS WITH MUNI-LINK FOR THE UPDATING OF THE CITY OF FINDLAY’S UTILITY BILLING DEPARTMENT’S SOFTWARE, APPROPRIATING AND TRANSFERRING FUNDS, AND DECLARING AN EMERGENCY.

**ORDINANCE NO. 2019-069** (*726 S Blanchard St rezone*) **requires three (3) readings**  
**third reading**

AN ORDINANCE AMENDING CHAPTER 1100 ET SEQ OF THE CODIFIED ORDINANCES OF THE CITY OF FINDLAY, OHIO, KNOWN AS THE ZONING CODE BY REZONING THE FOLLOWING DESCRIBED PROPERTY (REFERRED TO AS 726 S BLANCHARD STREET REZONE) WHICH PREVIOUSLY WAS ZONED “C1 LOCAL COMMERCIAL” TO R4 DUPLEX/TRIPLEX.

**ORDINANCE NO. 2019-071** (*mid-year budget appropriations*) **requires three (3) readings**  
**second reading**

AN ORDINANCE APPROPRIATING FUNDS AND DECLARING AN EMERGENCY.

**ORDINANCE NO. 2019-072** (*amend Income Tax Section 194.013*) **requires three (3) readings**  
**second reading**

AN ORDINANCE AMENDING SECTION 194.013 OF CHAPTER 194 OF THE CODIFIED ORDINANCES OF THE CITY OF FINDLAY, OHIO.

**ORDINANCE NO. 2019-073** (*amend Income Tax Section 194.07*) **requires three (3) readings**  
**second reading**

AN ORDINANCE AMENDING SECTION 194.07 OF CHAPTER 194 OF THE CODIFIED ORDINANCES OF THE CITY OF FINDLAY, OHIO.

**ORDINANCE NO. 2019-076** (*Blanchard River Greenway Extension 2 (Design)*) **requires three (3) readings**  
**second reading**

AN ORDINANCE APPROPRIATING AND TRANSFERRING FUNDS, AND DECLARING AN EMERGENCY.

**ORDINANCE NO. 2019-077** (*CR 180 Drainage Plan*) **requires three (3) readings**  
**second reading**

AN ORDINANCE APPROPRIATING AND TRANSFERRING FUNDS, AND DECLARING AN EMERGENCY.

**ORDINANCE NO. 2019-080** (*Lime Hauling for Water Treatment*) **requires three (3) readings**  
**second reading**

AN ORDINANCE APPROPRIATING FUNDS AND DECLARING AN EMERGENCY.

**ORDINANCE NO. 2019-081** (*payroll deductions for City employees*) **requires three (3) readings**

***first reading***

AN ORDINANCE AUTHORIZING THE AUDITOR TO MAKE PAYROLL DEDUCTIONS FOR THOSE EMPLOYEES WHO HAVE ELECTED TO ENROLL IN THE HEALTH SAVINGS ACCOUNT (HSA) PLAN AND DECLARING AN EMERGENCY.

**ORDINANCE NO. 2019-082** (*Speedway Dr rezone*) **requires three (3) readings**

***first reading***

AN ORDINANCE AMENDING CHAPTER 1100 ET SEQ OF THE CODIFIED ORDINANCES OF THE CITY OF FINDLAY, OHIO, KNOWN AS THE ZONING CODE BY REZONING THE FOLLOWING DESCRIBED PROPERTY (REFERRED TO AS SPEEWAY DRIVE REZONE) WHICH PREVIOUSLY WAS ZONED "C2 GENERAL COMMERCIAL DISTRICT" TO I1 LIGHT INDUSTRIAL.

**ORDINANCE NO. 2019-083** (*640 Davis St rezone*) **requires three (3) readings**

***first reading***

AN ORDINANCE AMENDING CHAPTER 1100 ET SEQ OF THE CODIFIED ORDINANCES OF THE CITY OF FINDLAY, OHIO, KNOWN AS THE ZONING CODE BY REZONING THE FOLLOWING DESCRIBED PROPERTY (REFERRED TO AS 640 DAVIS STREET REZONE) WHICH PREVIOUSLY WAS ZONED "R2 SINGLE FAMILY, MEDIUM DENSITY" TO "R4 DUPLEX/TRIPLEX".

**ORDINANCE NO. 2019-084** (*PD donation from Hancock County 911 Fund*) **requires three (3) readings**

***first reading***

AN ORDINANCE APPROPRIATING FUNDS AND DECLARING AN EMERGENCY.

**ORDINANCE NO. 2019-085** (*add new Chapter 331.45 – distracted driving*) **requires three (3) readings**

***first reading***

AN ORDINANCE AMENDING TITLE FIVE, CHAPTER 331 OF THE CODIFIED ORDINANCES OF THE CITY OF FINDLAY ENTITLED "OPERATION GENERALLY" TO DEFINE AND PROHIBIT CERTAIN VIOLATIONS COMMITTED WHILE DRIVING DISTRACTED.

**UNFINISHED BUSINESS:**

**OLD BUSINESS**

**NEW BUSINESS**

# City of Findlay

## Income Tax Department

Post Office Box 862 Findlay, Ohio 45839-0862  
 318 Dorney Plaza, Municipal Building Room 115  
 Telephone: 419-424-7133 • Fax: 419-424-7410  
[findlayohio.com/incometax](http://findlayohio.com/incometax)

Christina Muryn  
Mayor

Andrew Thomas  
Tax Administrator

### Monthly Collection Report to Findlay Council

August 2019

Total collections for August 2019: \$1,546,093.51

	<u>2019</u> <u>Year-to-date</u>	<u>2018</u> <u>Year-to-date</u>	<u>Variance</u>
Withholders	13,058,722.35	12,835,814.63	222,907.72
Individuals	2,161,200.24	1,961,161.24	200,039.00
Businesses	<u>2,557,424.02</u>	<u>1,940,763.42</u>	<u>616,660.60</u>
<b>Totals</b>	17,777,346.61	16,737,739.29	1,039,607.32 6.21%

#### Actual & Estimated Past-due Taxes

Withholders	613,479.11
Individuals	2,558,865.02
Businesses	<u>153,960.99</u>
<b>Total</b>	3,326,305.12

#### Actual and Projected Revenue

	<u>2019</u> <u>Actual</u> <u>Year-to-date</u>	<u>Percentage</u> <u>of Projection</u> <u>Collected</u>	<u>Amount</u> <u>to Meet</u> <u>Projection</u>	<u>Percentage</u> <u>to Meet</u> <u>Projection</u>	<u>2019</u> <u>Projected</u> <u>Year End</u>
Withholders	13,058,722.35	67.62%	6,254,077.65	32.38%	19,312,800.00
Individuals	2,161,200.24	76.23%	673,799.76	23.77%	2,835,000.00
Businesses	<u>2,557,424.02</u>	73.07%	<u>942,575.98</u>	26.93%	<u>3,500,000.00</u>
<b>Totals</b>	17,777,346.61	69.31%	7,870,453.39	30.69%	25,647,800.00

**Refunds Paid**

	Month-to-date <u>Quantity</u>	Year-to-date <u>Quantity</u>	Month-to-date <u>Amount</u>	Year-to-date <u>Amount</u>
Withholders	12	30	13,135.82	15,355.57
Individuals	17	729	5,781.27	282,901.21
Businesses	<u>18</u>	<u>85</u>	<u>22,288.95</u>	<u>70,307.37</u>
<b>Totals</b>	47	844	41,206.04	368,564.15

**Transfers of Overpayments**

	Month-to-date <u>Quantity</u>	Year-to-date <u>Quantity</u>	Month-to-date <u>Amount</u>	Year-to-date <u>Amount</u>
Withholders	1	6	47.36	735.10
Individuals	19	854	4,168.10	192,830.39
Businesses	<u>40</u>	<u>467</u>	<u>50,608.21</u>	<u>318,728.29</u>
<b>Totals</b>	60	1,327	54,823.67	512,293.78



Andrew Thomas, Administrator

9-3-19

Date

# Findlay Income Tax Department

## Monthly Collections Report

Tuesday, September 3, 2019

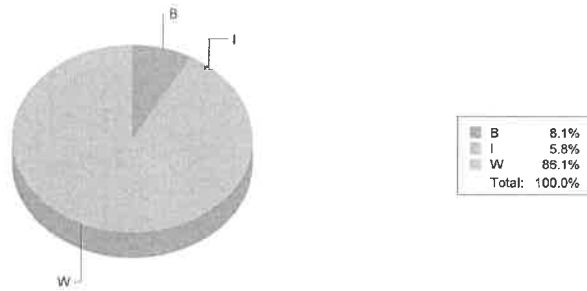
10:04:22AM

For Period August 1, 2019 through August 31, 2019


### City of Findlay

Account Type	Monthly Total	2019 Year to Date	2018 Year to Date	Increase (Decrease)	% Change	2019 Month to Date	Previous Year(s) Month to Date
W	1,331,239.99	13,058,722.35	12,835,814.63	222,907.72	1.74	1,325,593.50	5,646.49
I	89,461.40	2,161,200.24	1,961,161.24	200,039.00	10.20	24,185.59	65,275.81
B	125,392.12	2,557,424.02	1,940,763.42	616,660.60	31.77	25,565.16	99,826.96
<b>Totals:</b>	<b>1,546,093.51</b>	<b>17,777,346.61</b>	<b>16,737,739.29</b>	<b>1,039,607.32</b>	<b>6.21</b>	<b>1,375,344.25</b>	<b>170,749.26</b>

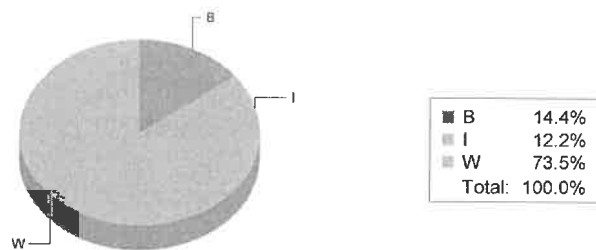
Monthly Collections by Account Type




Collections Year to Date



YTD Collections by Account Type



Year to Date Total Collections



2019	January	February	March	April	May	June	July	August	September	October	November	December	Year-to-Date
<b><u>Withholding</u></b>													
2019 Total	60,242.52	1,345,034.34	1,517,417.84	2,005,456.04	2,120,879.87	1,515,774.23	1,467,877.85	1,325,593.50					
2018 Total	1,557,724.20	78,607.11	12,986.44	20,317.66	745.95	1,454.58	329.51	866.85					11,358,276.19
2017 Total	921.09	3,972.99	(3,666.73)	129.68	46.87	972.66	361.03	1,474.87					1,673,032.30
2016 Total	875.37	2,494.21	-	1,153.36	54.36	-	565.72	1,974.10					4,212.46
2015 Total	-	3,236.75	-	1,590.34	-	-	146.60	227.20					7,117.12
2014 Total	-	-	1,425.90	2,644.42	-	-	-	825.37					5,200.89
2013 Total	-	-	1,397.02	-	1,064.91	-	-	256.53					4,895.69
2010-2012 Total	85.00	585.27	-	112.50	1,064.90	-	-	(178.43)					2,718.46
2010-2012 at 1 percent	68.00	468.22	-	90.00	851.92	-	-	(142.74)	-	-	-	-	1,669.24
2010-2012 at .25 percent	17.00	117.05	-	22.50	212.98	-	-	(35.69)	-	-	-	-	1,335.39
2009 & Prior at 1 percent	400.00	50.00	200.00	250.00	150.00	100.00	250.00	200.00					1,600.00
2012 & Prior at 1 percent	468.00	518.22	200.00	340.00	1,001.92	100.00	250.00	57.26	-	-	-	-	2,935.39
Prev Yr MTD Check	1,560,005.66	88,946.33	12,342.63	26,197.96	3,126.99	2,527.24	1,652.86	5,646.49	-	-	-	-	1,700,446.16
Total Category Check	1,620,248.18	1,433,980.67	1,529,760.47	2,031,654.00	2,124,006.86	1,518,301.47	1,469,530.71	1,331,239.99	-	-	-	-	13,058,722.35
All Years at 1% Check	1,620,231.18	1,433,863.62	1,529,760.47	2,031,631.50	2,123,793.88	1,518,301.47	1,469,530.71	1,331,275.68	-	-	-	-	13,058,388.50
<b><u>Individual</u></b>													
2019 Total	397.57	14,025.21	34,940.16	193,367.64	17,976.50	134,550.88	22,606.34	24,185.59					442,049.89
2018 Total	150,855.48	54,394.62	170,096.06	809,094.46	43,097.65	18,614.00	16,459.53	19,948.84					1,282,560.64
2017 Total	11,366.37	15,552.62	15,717.84	20,564.20	8,206.74	8,575.61	10,965.09	12,827.96					103,776.43
2016 Total	12,036.17	16,083.58	11,886.69	17,088.63	11,479.13	10,966.89	6,512.39	13,237.92					99,291.40
2015 Total	11,557.73	12,752.18	8,847.56	12,299.30	10,381.50	6,305.24	4,592.40	3,561.54					70,297.45
2014 Total	12,385.09	8,420.87	9,507.76	9,846.59	5,602.24	3,862.20	3,876.77	3,303.65					56,805.17
2013 Total	8,083.72	7,982.45	4,206.82	2,724.63	3,429.44	3,907.18	4,204.59	2,617.43					37,156.26
2010-2012 Total	14,403.97	8,081.88	12,484.76	3,772.56	4,097.76	9,024.34	5,809.88	9,549.79					67,224.94
2010-2012 at 1 percent	11,523.18	6,465.50	9,987.81	3,018.05	3,278.21	7,219.47	4,647.90	7,639.83	-	-	-	-	53,779.95
2010-2012 at .25 percent	2,880.79	1,616.38	2,496.95	754.51	819.55	1,804.87	1,161.98	1,909.96	-	-	-	-	13,444.99
2009 & Prior at 1 percent	935.36	144.03	142.70	60.00	173.22	300.32	53.75	228.68					2,038.06
2012 & Prior at 1 percent	12,458.54	6,609.53	10,130.51	3,078.05	3,451.43	7,519.79	4,701.65	7,868.51	-	-	-	-	55,818.01
Prev Yr MTD Check	221,623.89	123,412.23	232,890.19	875,450.37	86,467.68	61,555.78	52,474.40	65,275.81	-	-	-	-	1,719,150.35
Total Category Check	222,021.46	137,437.44	267,830.35	1,068,818.01	104,444.18	196,106.66	75,080.74	89,461.40	-	-	-	-	2,161,200.24
All Years at 1% Check	219,140.67	135,821.06	265,333.40	1,068,063.50	103,624.63	194,301.79	73,918.76	87,551.44	-	-	-	-	2,147,755.25



2019	January	February	March	April	May	June	July	August	September	October	November	December	Year-to-Date
<b>Business</b>													
2019 Total	3,074.00	22,193.00	55,888.12	177,080.37	14,138.18	137,367.97	15,179.26	25,565.16					
2018 Total	26,551.00	497,016.21	58,965.88	281,477.86	507,099.37	84,461.27	487,578.36	54,994.64					450,486.06
2017 Total	28,353.89	911.00	1,236.62	5,651.00	-	8,094.91	586.88	41,098.79					1,998,144.59
2016 Total	(2,236.96)	871.95	906.50	6,260.00	-	20.00	899.53	2,049.32					85,933.09
2015 Total	622.09	3,291.34	1,831.00	4,831.00	-	-	10.00	1,176.00					8,770.34
2014 Total	10.00	-	1,438.00	-	-	-	187.50	470.71					11,761.43
2013 Total	(424.75)	75.00	75.00	-	75.00	-	-	-					2,106.21
													(199.75)
2010-2012 Total	10.00	-	-	50.00	-	176.00	40.00	37.50					313.50
2010-2012 at 1 percent	8.00	-	-	40.00	-	140.80	32.00	30.00	-	-	-	-	250.80
2010-2012 at .25 percent	2.00	-	-	10.00	-	35.20	8.00	7.50	-	-	-	-	62.70
2009 & Prior at 1 percent	-	-	108.55	-	-	-	-	-					108.55
2012 & Prior at 1 percent	8.00	-	108.55	40.00	-	140.80	32.00	30.00					359.35
Prev Yr MTD Check	52,885.27	502,165.50	64,561.55	298,269.86	507,174.37	92,752.18	489,302.27	99,826.96					2,106,937.96
Total Category Check	55,959.27	524,358.50	120,449.67	475,350.23	521,312.55	230,120.15	504,481.53	125,392.12					2,557,424.02
All Years at 1% Check	55,957.27	524,358.50	120,449.67	475,340.23	521,312.55	230,084.95	504,473.53	125,384.62					2,557,361.32
<b>Totals</b>													
2019 Total	63,714.09	1,381,252.55	1,608,246.12	2,375,904.05	2,152,994.55	1,787,693.08	1,505,663.45	1,375,344.25	-	-	-	-	12,250,812.14
2018 Total	1,735,130.68	630,017.94	242,048.38	1,110,889.98	550,942.97	104,529.85	504,367.40	75,810.33	-	-	-	-	4,953,737.53
2017 Total	40,641.35	20,436.61	13,287.73	26,344.88	8,253.61	17,643.18	11,913.00	55,401.62	-	-	-	-	193,921.98
2016 Total	10,674.58	19,449.74	12,793.19	24,501.99	11,533.49	10,986.89	7,977.64	17,261.34	-	-	-	-	115,178.86
2015 Total	12,179.82	19,280.27	10,678.56	18,720.64	10,381.50	6,305.24	4,749.00	4,964.74	-	-	-	-	87,259.77
2014 Total	12,395.09	8,420.87	12,371.66	12,491.01	5,602.24	3,862.20	4,064.27	4,599.73	-	-	-	-	63,807.07
2013 Total	7,658.97	8,057.45	5,678.84	2,724.63	4,569.35	3,907.18	4,204.59	2,873.96	-	-	-	-	39,674.97
2010-2012 Total	14,498.97	8,667.15	12,484.76	3,935.06	5,162.66	9,200.34	5,849.88	9,408.86	-	-	-	-	69,207.68
2010-2012 at 1 percent	11,599.18	6,933.72	9,987.81	3,148.05	4,130.13	7,360.27	4,679.90	7,527.09	-	-	-	-	55,366.14
2010-2012 at .25 percent	2,899.79	1,733.43	2,496.95	787.01	1,032.53	1,840.07	1,169.98	1,881.77	-	-	-	-	13,841.54
2009 & Prior at 1 percent	1,335.36	194.03	451.25	310.00	323.22	400.32	303.75	428.68	-	-	-	-	3,746.61
2012 & Prior at 1 percent	12,934.54	7,127.75	10,439.06	3,458.05	4,453.35	7,760.59	4,983.65	7,955.77	-	-	-	-	59,112.75
Prev Yr MTD Check	1,834,514.82	714,524.06	309,794.37	1,199,918.19	596,769.04	156,835.20	543,429.53	170,749.26					5,526,534.47
Total All Categories Check	1,898,228.91	2,095,776.61	1,918,040.49	3,575,822.24	2,749,763.59	1,944,528.28	2,049,092.98	1,546,093.51					17,777,346.61
All Years at 1% Check	1,895,329.12	2,094,043.18	1,915,543.54	3,575,035.23	2,748,731.06	1,942,688.21	2,047,923.00	1,544,211.74					17,763,505.07

# City of Findlay Income Tax Department

Post Office Box 862 Findlay, Ohio 45839-0862  
Telephone: 419-424-7133 • Fax: 419-424-7410

Christina Muryn  
Mayor

## Monthly Collection Report to City Council

For the Month of August 2019

### Resolution 36-2009 and Chapter 194 Section 7(F)(1) Information

	<u>Individuals</u>	<u>Businesses</u>
A. Month-to-date quantity:	<u>0</u>	<u>0</u>
B. Cumulative quantity:	<u>2</u>	<u>81</u>
C. Cumulative quantity with no filing obligations:	<u>          </u>	<u>10</u>
D. Cumulative quantity with no tax liabilities:	<u>          </u>	<u>19</u>
E. Cumulative quantity HB 49 Opt-in election:	<u>          </u>	<u>1</u>
F. Cumulative quantity remaining (B – C – D – E):	<u>2</u>	<u>51</u>

For the remaining 2 individual and 51 business taxpayers (F), the aggregate reported estimate declarations, primarily for tax year 2018, amount to \$2,225,287.00

Pursuant to Resolution Number 36-2009 and/or Section 7(F)(1) of Chapter 194 of the Codified Ordinances, the Tax Department has informed the cumulative quantities of individual and business taxpayers that the Tax Department would not be enforcing the estimate payment provisions delineated in Section 7 of Ordinance Number 1976-106, as amended or in Section 7 of Chapter 194 of the Codified Ordinances. The Tax Department has informed these individual and business taxpayers that the annual income taxes on net profits attributable to the City should be paid when the annual income tax returns are filed by the original or by the legitimately-extended due date, when each amount of annual tax liability can be certified as due by each taxpayer, or by prearranged installment due dates of February 15, May 15, July 15, and October 15 after the tax year.

### House Bill 49 Municipal Net Profit Opt-in Information

Number of Businesses:	Month-to-date <u>1</u>	Year-to-date <u>316</u>
HB 49 .5 Percent Fees:	Month-to-date <u>76.26</u>	Year-to-date <u>1,108.93</u>

  
Andrew Thomas, Tax Administrator

9-3-19  
Date

# City of Findlay

Christina M. Murn, Mayor

## POLICE DEPARTMENT

John E. Dunbar, Chief of Police  
318 Dorney Plaza, Room 116 • Findlay, OH 45840  
Phone: 419-424-7194 • Fax: 419-424-7296  
[www.findlayohio.com](http://www.findlayohio.com)

September 3, 2019

Honorable Council:

Attached are the Findlay Police Department activity stats for August 2019.

Sincerely,

A handwritten signature in black ink that reads "Chief John Dunbar". The signature is written in a cursive, flowing style.

John E. Dunbar  
Chief of Police

**FINDLAY POLICE DEPARTMENT**

Monthly Activities Report - 2019

Category	2019		JAN	FEB	MAR	APR	MAY	JUN	JUL	AUG	SEP	OCT	NOV	DEC
	Total	Avg	Total	Total	Total	Total	Total	Total	Total	Total	Total	Total	Total	Total
<b>Detective Division</b>														
City (Law Director)	903	112.88	85	107	108	128	101	112	133	129				
County	389	48.63	61	37	62	37	54	37	72	29				
Juvenile	143	17.88	13	17	26	24	23	12	12	16				

<b>Vice Narcotics/Metric</b>														
Narcotics Investigation	190	23.75	22	20	22	44	17	18	23	24				
Felony														
Arrests	94	11.75	15	4	24	8	11	10	9	13				
Charges	169	21.13	22	10	46	15	16	24	14	22				
Misdemeanor														
Arrests	7	0.875	0	0	0	1	1	0	4	1				
Charges	0	0	0	0	0	0	0	0	0	0				
Drug Talks	5	0.57	0	2	0	0	2	1	0	0				

<b>Patrol Division</b>														
Traffic Stops	4,682	585.25	543	628	630	520	516	536	720	589				
Citations	1,630	203.75	207	225	215	195	178	173	249	188				
OVI	82	10.25	12	4	11	3	15	10	5	22				
Accidents														
Non-Injury	646	80.75	111	84	89	73	81	63	75	70				
Injury	99	12.38	10	6	11	17	11	10	12	22				
Complaints														
Homicide	0	0.00	0	0	0	0	0	0	0	0				
Robbery	12	1.50	0	0	2	3	2	3	2	0				
Assault	123	15.38	12	11	24	19	19	7	16	15				
Sex Offenses	79	9.88	11	9	13	7	13	8	9	9				
Unlawful Entry	87	10.88	10	11	12	11	14	10	13	6				
Theft/Fraud/Shoplifting	595	74.38	83	59	70	71	81	71	83	77				
Motor Vehicle Theft	47	6.29	9	3	4	6	12	6	3	4				
Arson	2	0.29	0	2	0	0	0	0	0	0				
Criminal Damage/Vandalism	124	15.50	13	5	20	14	25	11	17	19				
Domestic Dispute	446	55.75	48	48	59	50	50	58	69	64				
Alcohol/Drug	533	66.63	56	67	76	65	69	43	75	82				
Warrants Served	879	109.88	114	124	116	120	94	112	102	97				
Arrests	1,786	223.25	214	223	242	214	202	224	207	260				
Reports Generated	8,301	1037.63	1,019	1,048	1,106	960	1,036	983	1,138	1,011				
School Walk Thru/Public Relation	574	71.75	112	138	118	82	94	7	4	19				

<b>Special Assignment Unit</b>														
Events	0	0.00	0	0	0	0	0	0	0	0				
Arrests	0	0.00	0	0	0	0	0	0	0	0				
Traffic Citations	0	0.00	0	0	0	0	0	0	0	0				
Traffic Warning	0	0.00	0	0	0	0	0	0	0	0				
OVI	0	0	0	0	0	0	0	0	0	0				
Minor Misdemeanor Citations	0	0.00	0	0	0	0	0	0	0	0				
Warrants Served	0	0.00	0	0	0	0	0	0	0	0				
Alcohol/Drug Offenses	0	0.00	0	0	0	0	0	0	0	0				
Weapons Offenses	0	0.00	0	0	0	0	0	0	0	0				
Cases Referred for Charges	0	0.00	0	0	0	0	0	0	0	0				
Surveillance Details	0	0.00	0	0	0	0	0	0	0	0				
Assists to other PD Divisions	0	0.00	0	0	0	0	0	0	0	0				

<b>Municipal Court</b>														
Papers Processed	2371	296.38	297	326	297	256	269	289	298	339				
Paper Service Hours	991	123.88	107	119	129	126	133	120	124	133				
Security Hours	356	44.50	62	32	35	50	52	40	45	40				
Prisoners To/From Court	37	4.63	4	3	2	1	3	2	20	2				
Miles Driven	8,634	1079.25	1,029	1,027	937	1,126	1,091	1,147	916	1,361				
Summons	563	70.38	87	56	69	52	67	79	62	91				
Overtime Hours	8.75	1.09	1	0.5	0	1.5	1	1.5	1.5	1.75				

THE SUPREME COURT OF OHIO  
**Administrative Judge**  
MUNICIPAL COURT AND COUNTY COURT

Court: **FINDLAY MUNICIPAL COURT** Judge: **ALAN D HACKENBERG**

Report for the month of: **August 2019**

	A	B	C	D	E	F	G	H	I	T
	Felonies	Misdemeanors	O.M.V.I.	Other Traffic	Personal Injury & Property	Contracts	F.I.E.D.	Other Civil	Small Claims	TOTAL
Pending beginning of period 1	7	75	8	392	6	748	46	1	203	1486
New cases filed 2	21	194	33	819	2	106	23	0	80	1278
Cases transferred in, reactivated or redesignated 3	0	24	0	62	0	1	0	0	2	89
<b>TOTAL (Add lines 1-3) 4</b>	<b>28</b>	<b>293</b>	<b>41</b>	<b>1273</b>	<b>8</b>	<b>855</b>	<b>69</b>	<b>1</b>	<b>285</b>	<b>2853</b>
Trial/Hearing by judge (include bindover by preliminary hearing, guilty or no contest pleas and defaults 5	0	26	4	5	0	181	17	1	0	234
Hearing by Magistrate (include guilty or no contest pleas and defaults 6		7	1	54	0	0	0	0	51	113
Transfer (Include waivers of preliminary hearing and individual judge assignments 7	17	110	33	70	0	16	0	0	0	246
Dismissal for lack of speedy trial (criminal) or want of prosecution (civil) 8	0	0	0	0	0	22	1	0	0	23
Other dismissals (include dismissals at preliminary hearing) 9	0	11	0	5	0	26	7	0	36	85
Violations Bureau 10		0		704						704
Unavailability of party for trial or sentencing 11	2	13	1	71	0	0	0	0	0	87
Bankruptcy stay or interlocutory appeal 12	0	0	0	0	0	1	0	0	0	1
Other terminations 13	0	28	0	35	0	0	0	0	1	64
<b>TOTAL (Add lines 5-13) 14</b>	<b>19</b>	<b>195</b>	<b>39</b>	<b>944</b>	<b>0</b>	<b>246</b>	<b>25</b>	<b>1</b>	<b>88</b>	<b>1557</b>
Pending end of period (Subtract line 14 from line 4) 15	9	98	2	329	8	609	44	0	197	1296
Cases pending beyond time guideline 16	0	0	0	0	0	0	0	0	0	0
Number of months oldest case is beyond time guideline 17	0	0	0	0	0	0	0	0	0	0

FTP 9/9/2019

Fax to:  
(614) 387-9419  
-or-  
Mail to:  
Court Statistical Reporting Section  
Supreme Court of Ohio  
65 South Front Street, 6th Floor  
Columbus, Ohio 43215-3431

ALAN D HACKENBERG

Date

Preparer's name and telephone number if other than judge (print or type)

Date

**THE SUPREME COURT OF OHIO**  
**Individual Judge**  
**MUNICIPAL COURT AND COUNTY COURT**

Court: **FINDLAY MUNICIPAL COURT** Judge: **MARK C MILLER**  
 Report for the month of: **August 2019**

Date of completion of most recent physical inventory  
**04/11/2019**

	B	C	D	E	F	G	H	T	V
	Misdemeanors	O.V.I.	Other Traffic	Personal Injury & Property Damage	Contracts	F.E.D.	Other Civil	TOTAL	Visiting Judge
Pending beginning of period 1	201	63	110	0	18	3	0	395	0
New cases filed 2	52	20	38	0	9	0	0	119	0
Cases transferred in, reactivated or redesignated 3	6	1	4	0	0	0	0	11	0
<b>TOTAL (Add lines 1-3) 4</b>	<b>259</b>	<b>84</b>	<b>152</b>	<b>0</b>	<b>27</b>	<b>3</b>	<b>0</b>	<b>525</b>	<b>0</b>
Jury trial 5	0	0	0	0	0	0	0	0	0
Court trial 6	0	0	2	0	0	0	0	2	0
Default 7				0	1	0	0	1	0
Guilty or no contest plea to original charge 8	26	11	21					58	1
Guilty or no contest plea to reduced charge 9	1	1	1					3	0
Dismissal for lack of speedy trial (criminal) or want of prosecution (civil) 10	0	0	0	0	0	0	0	0	0
Other Dismissals 11	21	0	7	0	8	1	0	37	1
Transfer to another judge or court 12	1	1	1	0	1	0	0	4	0
Referral to private judge 13				0	0	0	0	0	0
Unavailability of party for trial or sentencing 14	5	0	2	0	0	0	0	7	0
Bankruptcy stay or interlocutory appeal 15	0	0	0	0	1	0	0	1	0
Other terminations 16	0	1	0	0	0	0	0	1	0
<b>TOTAL (Add lines 5-16) 17</b>	<b>54</b>	<b>14</b>	<b>34</b>	<b>0</b>	<b>11</b>	<b>1</b>	<b>0</b>	<b>114</b>	<b>0</b>
Pending end of period (Subtract line 17 from line 4) 18	205	70	118	0	16	2	0	411	0
Cases pending beyond time guideline 19	0	0	0	0	0	0	0	0	0
Number of months oldest case is beyond time guideline 20	0	0	0	0	0	0	0	0	0
Cases submitted awaiting sentencing or judgment beyond time guideline 21	0	0	0	0	0	0	0	0	0

FTP 9/9/2019

**Fax to:**  
 (614) 387-9419  
 -or-  
**Mail to:**  
 Court Statistical Reporting Section  
 Supreme Court of Ohio  
 65 South Front Street, 6th Floor  
 Columbus, Ohio 43215-3431

\_\_\_\_\_  
 MARK C MILLER  
 Date \_\_\_\_\_

\_\_\_\_\_  
 Preparer's name and telephone number if other than judge (print or type)  
 Date \_\_\_\_\_

\_\_\_\_\_  
 ALAN D HACKENBERG  
 Date \_\_\_\_\_

THE SUPREME COURT OF OHIO  
Individual Judge  
MUNICIPAL COURT AND COUNTY COURT

Court: **FINDLAY MUNICIPAL COURT** Judge: **ALAN D HACKENBERG**  
Report for the month of: **August 2019**

Date of completion of most recent physical inventory  
**07/16/2019**

	B	C	D	E	F	G	H	T	V
	Misdemeanors	O.V.I.	Other Traffic	Personal Injury & Property Damage	Contracts	F.E.D.	Other Civil	TOTAL	Visiting Judge
Pending beginning of period 1	218	61	100	1	15	1	1	397	0
New cases filed 2	58	13	32	0	7	0	0	110	0
Cases transferred in, reactivated or redesignated 3	7	1	7	0	0	0	0	15	0
<b>TOTAL (Add lines 1-3) 4</b>	<b>283</b>	<b>75</b>	<b>139</b>	<b>1</b>	<b>22</b>	<b>1</b>	<b>1</b>	<b>522</b>	<b>0</b>
Jury trial 5	0	0	0	0	0	0	0	0	0
Court trial 6	0	0	0	0	0	0	0	0	0
Default 7				0	0	0	0	0	0
Guilty or no contest plea to original charge 8	29	10	20					59	1
Guilty or no contest plea to reduced charge 9	5	0	2					7	0
Dismissal for lack of speedy trial (criminal) or want of prosecution (civil) 10	0	0	0	0	0	0	0	0	0
Other Dismissals 11	23	2	9	1	9	0	0	44	0
Transfer to another judge or court 12	3	0	0	0	0	0	0	3	0
Referral to private judge 13				0	0	0	0	0	0
Unavailability of party for trial or sentencing 14	1	0	0	0	0	0	0	1	0
Bankruptcy stay or interlocutory appeal 15	0	0	0	0	0	0	0	0	0
Other terminations 16	0	1	2	0	1	0	0	4	0
<b>TOTAL (Add lines 5-16) 17</b>	<b>61</b>	<b>13</b>	<b>33</b>	<b>1</b>	<b>10</b>	<b>0</b>	<b>0</b>	<b>118</b>	<b>0</b>
Pending end of period (Subtract line 17 from line 4) 18	222	62	106	0	12	1	1	404	0
Cases pending beyond time guideline 19	0	0	0	0	0	0	0	0	0
Number of months oldest case is beyond time guideline 20	0	0	0	0	0	0	0	0	0
Cases submitted awaiting sentencing or judgment beyond time guideline 21	0	0	0	0	0	0	0	0	0

FTP 9/9/2019

**Fax to:**  
 (614) 387-9419  
 -or-  
**Mail to:**  
 Court Statistical Reporting Section  
 Supreme Court of Ohio  
 65 South Front Street, 6th Floor  
 Columbus, Ohio 43215-3431

\_\_\_\_\_  
 ALAN D HACKENBERG Date  
 \_\_\_\_\_  
 Preparer's name and telephone number if other than judge (print or type) Date  
 \_\_\_\_\_  
 ALAN D HACKENBERG Date

# MONTHLY REPORT

ALAN D. HACKENBERG, JUDGE  
 MARK C. MILLER, JUDGE  
 HEATHER M EIGEL, CLERK  
 DAVID D. BEACH  
 Director of Court Services

FINDLAY MUNICIPAL COURT  
 318 DORNEY PLAZA RM 206  
 FINDLAY, OHIO 45839  
 TELEPHONE 419-424-7141  
 FAX 419-424-7803

FINDLAY MUNICIPAL COURT Monthly Report for August, 2019

PAGE 1

	*****CURRENT YEAR*****		*****LAST YEAR*****	
	MTD	YTD	MTD	YTD
<b>CASES FILED:</b>				
TRAFFIC	852	7,843	1,061	8,124
TRAFFIC COMPANION	93	715	87	761
TRAFFIC OVERTIME PARKING	1	3	-	3
CRIMINAL	215	1,475	215	1,433
CRIMINAL COMPANION	10	154	30	172
SEARCH WARRANT	15	69	3	53
CIVIL	131	1,788	256	1,694
SMALL CLAIMS	80	734	94	721
EXTRADITION	-	14	-	17
HABITUAL TRAFFIC VIOLATOR	-	5	-	1
OTHER	19	125	13	122
<b>TOTALS</b>	1,416	12,925	1,759	13,101
<b>COURT PROCEEDINGS:</b>				
Admin License Suspension	1	5	5	18
APPEAL DOG DESIGNATION	-	-	-	2
Arrestment	1,137	9,664	1,335	9,710
Attachment	21	92	14	95
Bond	5	31	2	36
Civil Status Conference	7	50	2	31
COMMUNITY SERVICE REVIEW	12	167	33	200
Contempt of Court	47	373	59	379
Contested Small Claims	2	14	1	15
Continued	661	5,369	697	5,344
Damages	2	16	-	20
Debtors Examination	43	272	29	221
Default	-	-	1	3
Desk Review	178	1,434	129	1,099
DIVERSION PLEA	4	36	3	29
DUS DIVERSION REVIEW	28	74	-	-
Expungement	9	54	8	70
Extradition	-	11	-	4
Forcible Detention	33	168	39	208
Garnishment	2	11	1	7
Habitual Traffic Violator	-	2	-	-
Hearing on Motion	3	67	10	75
Immobilization of Vehicle	-	-	-	1
Jury Trial	2	3	-	3
Limited Privileges	-	20	3	12
Marriage	2	15	-	5
Mediation	-	3	1	5
Miscellaneous	2	22	2	22
Motion to Compel	-	-	-	1
Motion to Dismiss	-	1	-	-
Motion to Vacate Judgment	-	2	1	3
Motion to Withdraw as Counsel	4	20	1	17
No Hearing	-	-	-	1
Plea	123	1,020	129	1,277
Preliminary	10	106	18	91



	*****CURRENT YEAR*****		*****LAST YEAR*****	
	MTD	YTD	MTD	YTD
Pre-Trial	221	1,779	284	1,904
Pre-Trial with Judge	50	495	63	453
Registration Review	-	-	-	4
Replevin	-	1	-	-
Restitution	-	-	-	5
Revivor	8	52	5	34
Revocation	29	144	29	255
SECOND PRETRIAL	77	740	101	784
Sentencing	17	40	1	47
Small Claims	59	578	64	564
STATUS CONFERENCE	1,466	12,666	2,010	15,824
Summary Judgment	-	3	-	2
Suppression	4	55	4	62
TELEPHONE PRETRIAL	8	8	-	-
Trial	12	73	10	51
WRIT OF RESTITUTION	26	127	24	135
WRITTEN PLEA	11	48	6	51
TOTALS	4,326	35,931	5,124	39,179

	*****CURRENT YEAR*****		*****LAST YEAR*****	
	MTD	YTD	MTD	YTD
<b>CRIMINAL VIOLATIONS:</b>				
ASSAULT	1	35	6	41
BREAKING & ENTERING	-	1	-	-
BURGLARY	-	2	-	3
CRIMINAL DAMAGING	2	23	5	22
CRIMINAL TRESPASS	3	27	12	42
DISORDERLY CONDUCT	17	118	17	90
DOMESTIC VIOLENCE	35	156	10	97
DRUG ABUSE	46	388	57	387
LEAVING SCENE OF AN ACCIDENT	1	1	-	-
OPEN CONTAINER PROHIBITED	5	38	5	39
OVI	-	-	-	2
RESISTING ARREST	1	30	4	14
ROBBERY	-	-	-	4
TELEPHONE HARASSMENT	-	3	3	8
THEFT	19	170	25	222
UNDERAGE CONSUMPTION	12	50	6	27
OTHER CRIMINAL	83	587	95	607
TOTALS	225	1,629	245	1,605
<b>TRAFFIC VIOLATIONS:</b>				
ACD/SPEED	37	283	40	253
DISOBEYING TRAFFIC CONTROL DEV	18	189	27	154
DRAG RACING	-	3	-	5
DRIVING UNDER SUSPENSION	77	558	65	624
EXPIRED REGISTRATION	26	246	31	290
FAIL TO MAINTAIN CONTROL	7	268	22	261
FAILURE TO YIELD RIGHT OF WAY	13	141	14	199
LEAVING SCENE OF AN ACCIDENT	3	38	4	37
LEFT OF CENTER	5	14	-	6
OVERLOAD	124	868	104	835
OVI	39	302	38	314
PASSING A STOPPED SCHOOL BUS	-	9	-	33
RECKLESS OPERATION	3	17	-	9
SEAT BELT	72	896	123	867
SPEEDING	305	2,606	292	2,471
OVERTIME PARKING	1	3	-	3
OTHER TRAFFIC	216	2,120	388	2,527
TOTALS	946	8,561	1,148	8,888

NOTE: SEARCH WARRANTS NOT INCLUDED IN VIOLATION TOTALS

ARRESTING AGENCY:	*****CURRENT YEAR*****		*****LAST YEAR*****	
	MTD	YTD	MTD	YTD
PATROL				
OVERTIME PARKING	-	1	-	3
TRAFFIC OTHER	543	5,314	780	5,477
OMVI	5	142	30	176
CRIMINAL FELONIES	4	10	2	6
CRIMINAL MISDEMEANORS	17	167	17	119
SEARCH WARRANTS	-	11	1	10
FINDLAY P.D. (BY ORDINANCE)				
OVERTIME PARKING	-	-	-	-
TRAFFIC OTHER	248	1,926	259	2,287
OMVI	20	87	8	81
CRIMINAL FELONIES	-	-	-	-
CRIMINAL MISDEMEANORS	65	424	84	487
SEARCH WARRANTS	-	-	-	-
FINDLAY P.D. (BY ORC)				
OVERTIME PARKING	-	-	-	-
TRAFFIC OTHER	1	6	2	5
OMVI	-	-	-	1
CRIMINAL FELONIES	15	96	12	80
CRIMINAL MISDEMEANORS	89	689	81	636
SEARCH WARRANTS	12	48	1	28
SHERIFF				
OVERTIME PARKING	1	2	-	-
TRAFFIC OTHER	95	911	58	701
OMVI	14	70	-	55
CRIMINAL FELONIES	1	16	-	4
CRIMINAL MISDEMEANORS	19	141	20	159
SEARCH WARRANTS	3	8	1	12
OTHERS				
OVERTIME PARKING	-	-	-	-
TRAFFIC OTHER	19	99	11	101
OMVI	-	3	-	3
CRIMINAL FELONIES	1	1	-	-
CRIMINAL MISDEMEANORS	14	85	29	112
SEARCH WARRANTS	-	2	-	3
TOTALS	1,186	10,259	1,396	10,546
PROBATION:				
ESTABLISHED	10	107	14	108
TERMINATED	13	112	12	118
CURRENT	63	63	85	85
TOTALS	86	282	111	311

ACTIVITIES ORDERED:	*****CURRENT YEAR*****		*****LAST YEAR*****	
	MTD	YTD	MTD	YTD
ALCOHOL/SUBSTANCE EVAL	14	123	15	157
ANGER MANAGEMENT	1	7	1	6
BENCH WARRANT TO AGENCY	230	2,003	393	2,539
COMMUNITY SERVICE	1	3	-	5
COMMUNITY SERVICE COUNTY	19	166	24	216
COMMUNITY SERVICE INDIVIDUAL	28	185	34	259
COMMUNITY SERVICE NO JAIL	1	7	-	5
DIP	17	136	17	188
DOMESTIC VIOLENCE PROGRAM	-	9	-	3
ELECTRONIC HOME MONITORING	2	9	1	9
HOUSE ARREST	-	4	-	-
JAIL	14	119	14	115
MENTAL EVAL	-	13	-	16
OBTAIN VALID OL	-	-	-	1
Pay Restitution	3	17	2	9
Probation	2	66	12	92
SCRAM	5	37	5	49
STAR Program	12	97	13	25
TREATMENT CLEARVIEW SERV	1	13	2	30
TREATMENT FRC	-	43	5	75
TREATMENT MISCELLANEIOUS	3	30	3	47
UCP	3	6	-	9
VIP	18	129	20	188
TOTALS	374	3,222	561	4,043

\*\*\*\*\*CURRENT YEAR\*\*\*\*\*  
 MTD YTD

\*\*\*\*\*LAST YEAR\*\*\*\*\*  
 MTD YTD

RECEIPTS DEPOSITED:

ALCOHOL MONITORING	\$2,406.00	\$30,123.83	\$3,409.34	\$28,328.49
BOND FEES	\$350.00	\$4,090.00	\$425.00	\$4,625.00
CIVIL DEPOSIT TENDERS	\$250.00	\$8,116.65	\$225.00	\$6,906.62
COURT COST	\$68,497.72	\$609,610.52	\$78,530.65	\$590,896.92
DUI ENFORCEMENT	\$3,361.01	\$28,078.27	\$4,081.34	\$31,977.35
ELECTRONIC IMAGING	\$4,818.34	\$41,837.48	\$5,647.77	\$41,707.02
FINES & FORFEITURES	198,587.07	\$1,614,602.96	174,829.99	\$1,489,216.51
FUND REIMBURSEMENT	\$0.00	\$0.00	\$0.00	\$0.00
INDIGENT DRIVER ALCOHOL	\$631.63	\$4,433.63	\$726.48	\$6,455.49
INMATE MEDICAL EXPENSE	\$0.00	\$0.00	\$0.00	\$0.00
INTEREST	\$84.77	\$715.35	\$70.77	\$467.51
JAIL HOUSING	\$13,341.65	\$135,870.73	\$16,060.19	\$116,248.76
JAIL REIMBURSEMENT	\$392.12	\$2,367.27	\$723.76	\$5,690.57
LEGAL RESEARCH	\$4.50	\$48.00	\$11.00	\$41.50
MEDIATION	\$1,553.00	\$13,387.81	\$1,798.50	\$13,205.00
MISCELLANEOUS	\$35,371.79	\$282,247.73	\$36,570.32	\$276,290.43
MUNI COURT COMPUTERIZATION	\$4,794.25	\$41,825.83	\$5,700.79	\$41,799.56
MUNI COURT IMPROVEMENT	\$15,341.35	\$133,790.76	\$18,377.00	\$132,362.84
RESTITUTION	\$906.57	\$6,382.14	\$100.00	\$1,636.36
SPECIAL PROJECTS	\$25,274.51	\$218,498.13	\$29,817.33	\$216,005.72
STATE PATROL	\$26,267.72	\$222,863.47	\$32,876.28	\$239,187.09
TRAFFIC/CRIMINAL BONDS	\$10,264.69	\$74,722.46	\$6,978.43	\$65,059.50
	<b>412,498.69</b>	<b>\$3,473,613.02</b>	<b>416,959.94</b>	<b>\$3,308,108.24</b>

DISTRIBUTIONS:

ALCOHOL MONITORING	\$2,406.00	\$29,823.83	\$3,409.34	\$28,328.49
BOND FEES	\$350.00	\$4,090.00	\$425.00	\$4,525.00
CIVIL DEPOSIT TENDERS		\$6,432.48	\$530.00	\$3,115.00
COURT COST	\$68,442.32	\$605,497.73	\$78,508.70	\$589,663.18
DUI ENFORCEMENT	\$3,354.23	\$28,026.15	\$4,084.73	\$31,950.23
ELECTRONIC IMAGING	\$4,815.34	\$41,798.48	\$5,647.77	\$41,647.02
FINES & FORFEITURES	198,377.55	\$1,611,606.32	174,357.61	\$1,487,000.61
FUND REIMBURSEMENT				
INDIGENT DRIVER ALCOHOL	\$631.63	\$4,408.63	\$726.48	\$6,455.49
INMATE MEDICAL EXPENSE				
INTEREST	\$84.77	\$715.35	\$70.77	\$467.51
JAIL HOUSING	\$13,341.65	\$135,092.73	\$16,060.19	\$115,748.76
JAIL REIMBURSEMENT	\$392.12	\$2,367.27	\$723.76	\$5,690.57
LEGAL RESEARCH	\$4.50	\$48.00	\$11.00	\$41.50
MEDIATION	\$1,552.00	\$13,377.81	\$1,798.50	\$13,188.00
MISCELLANEOUS	\$58,838.33	\$370,973.02	\$46,345.52	\$395,364.66
MUNI COURT COMPUTERIZATION	\$4,795.25	\$41,787.83	\$5,700.79	\$41,739.56
MUNI COURT IMPROVEMENT	\$15,341.35	\$133,681.76	\$18,377.00	\$132,190.84
RESTITUTION	\$906.57	\$6,244.14	\$100.00	\$1,473.36
SPECIAL PROJECTS	\$25,274.51	\$218,326.13	\$29,817.33	\$215,701.72
STATE PATROL	\$26,237.72	\$222,222.97	\$32,858.28	\$238,832.09
	<b>425,145.84</b>	<b>\$3,476,520.63</b>	<b>419,552.77</b>	<b>\$3,353,123.59</b>

DISTRIBUTED TO:

	*****CURRENT YEAR*****		*****LAST YEAR*****	
	MTD	YTD	MTD	YTD
CITY OF FINDLAY	172,901.78	\$1,527,549.80	212,058.42	\$1,591,315.88
HANCOCK COUNTY	\$21,041.33	\$170,742.44	\$22,051.70	\$189,896.58
OTHERS	172,981.90	\$1,293,756.10	110,352.61	\$1,040,708.93
STATE OF OHIO	\$67,453.55	\$588,754.42	\$84,804.23	\$622,462.25
	<u>434,378.56</u>	<u>\$3,580,802.76</u>	<u>429,266.96</u>	<u>\$3,444,383.64</u>

Mark C. Miller  
 MARK C. MILLER, JUDGE

Alan D. Hackenberg  
 ALAN D. HACKENBERG, JUDGE

DISCLAIMER: RECEIPTS COLLECTED ARE NOT TO BE CONFUSED WITH RECEIPTS DEPOSIT





**CITY of FINDLAY  
POLICE DEPARTMENT  
FINDLAY, OH 45840**



Phone: 419-424-7194  
Fax: 419-424-7891

September 6, 2019

Paul Schmelzer, P.E., P.S.  
Safety Director  
City of Findlay  
Findlay, Ohio 45840

RE: Appropriation of Funds

Dear Paul,

The Police Department recently received a check from Dale Shaheen from the Hancock County 911 fund in the amount of \$2402.82 for reimbursement for CAD monitors in the Dispatch Center. I respectfully request that the money be appropriated as follows:

FROM:	General Fund (Hancock County 911 Fund)	\$2402.82
TO:	Police Dispatch (21015000-other)	\$2402.82

Thank you for your consideration.

Sincerely,

John E. Dunbar  
Chief of Police

**Findlay Fire Department**  
**Monthly Activities Report - 2019**  
 Submitted By: Joshua S. Eberle, Fire Chief

Fire Statistics	JAN	FEB	MAR	APR	MAY	JUN	JUL	AUG	SEP	OCT	NOV	DEC
Fires	8	5	7	7	8	11	6	6				
Assist Other Agency	4	3	6	6	2	4	7	0				
Emergency Medical Service (EMS)	119	88	109	89	118	108	103	135				
Car Accidents	10	8	15	16	17	13	16	21				
Rescues (Extrication, Water, Elevator)	2	1	3	1	1	6	2	1				
Hazmat	7	13	6	12	12	12	12	10				
Good Intent	19	7	9	4	14	5	8	4				
Burning Complaints	0	2	4	6	5	9	4	9				
False Alarms	31	38	36	34	12	21	33	28				
<b>Totals</b>	<b>200</b>	<b>165</b>	<b>195</b>	<b>175</b>	<b>189</b>	<b>189</b>	<b>191</b>	<b>214</b>	<b>0</b>	<b>0</b>	<b>0</b>	<b>0</b>

Runs by District	JAN	FEB	MAR	APR	MAY	JUN	JUL	AUG	SEP	OCT	NOV	DEC
Station 1 - (South Main St)	67	55	76	66	58	58	73	66				
Station 2 - (North Main St)	52	36	41	51	48	48	54	56				
Station 3 - (Tiffin Ave)	40	41	36	22	40	45	23	46				
Station 4 - (CR 236)	41	33	42	36	43	38	41	46				
<b>Totals</b>	<b>200</b>	<b>165</b>	<b>195</b>	<b>175</b>	<b>189</b>	<b>189</b>	<b>191</b>	<b>214</b>	<b>0</b>	<b>0</b>	<b>0</b>	<b>0</b>

Firefighter Training (by hours)	JAN	FEB	MAR	APR	MAY	JUN	JUL	AUG	SEP	OCT	NOV	DEC
EMS Formal	108.5	183	204	97	158	92	160	107				
Fire Formal	55	175	166.5	139	167	153	123	186				
Fire Informal	1870	1806	1478	1601	1536	1665	1512	2061				
<b>Totals</b>	<b>2034</b>	<b>2164</b>	<b>1849</b>	<b>1837</b>	<b>1861</b>	<b>1910</b>	<b>1795</b>	<b>2354</b>	<b>0</b>	<b>0</b>	<b>0</b>	<b>0</b>

**Fire Prevention Bureau**

Construction	JAN	FEB	MAR	APR	MAY	JUN	JUL	AUG	SEP	OCT	NOV	DEC
Code Interpretations	1	1	2	1			2					
Inspections	2			1		1	4	1				
Plan Reviews	1	6	12	11	5	7	15	4				
System Acceptance Tests	3	1	2	4	2			3				
<b>Totals</b>	<b>7</b>	<b>8</b>	<b>16</b>	<b>17</b>	<b>7</b>	<b>8</b>	<b>21</b>	<b>8</b>	<b>0</b>	<b>0</b>	<b>0</b>	<b>0</b>

Existing Structure - Additions	JAN	FEB	MAR	APR	MAY	JUN	JUL	AUG	SEP	OCT	NOV	DEC
Code Interpretations	4	3		1	2		2	1				
Inspections		6	3	2	5	2	4	4				
Plan Reviews	5	10	2	2	5	8	7	9				
System Acceptance Tests	12	3	5	3	6	4	6	12				
<b>Totals</b>	<b>21</b>	<b>22</b>	<b>10</b>	<b>8</b>	<b>18</b>	<b>14</b>	<b>19</b>	<b>26</b>	<b>0</b>	<b>0</b>	<b>0</b>	<b>0</b>

Fire Investigations	JAN	FEB	MAR	APR	MAY	JUN	JUL	AUG	SEP	OCT	NOV	DEC
Cause and Determination												
Accidental	2	1			1	2	2					
Undetermined	1	2		1	2	1	1	2				
Incendiary						1	1	1				
Fire Investigation Activities												
Follow-up	1	1	9	15	4	14	11	5				
Interviews	15	17		7	4	27	14	18				
Assists	1					1						
<b>Totals</b>	<b>20</b>	<b>21</b>	<b>9</b>	<b>23</b>	<b>11</b>	<b>46</b>	<b>29</b>	<b>26</b>	<b>0</b>	<b>0</b>	<b>0</b>	<b>0</b>

Inspections	JAN	FEB	MAR	APR	MAY	JUN	JUL	AUG	SEP	OCT	NOV	DEC
Assembly	21	11	6	1	10	17	23	2				
Business	4	19	10	2	8	6	12	7				
Education K-12					7	2	2	2				
Education Pre-School	2	2		1			2					
Factory							1					
Mercantile	7			3		9	22					
Hazardous / Fireworks								2				
Institutional	7	7	5		1							
Mercantile		14	7		1							
Residential	14	3			1		2	5				
Adoption / Foster Care	1	1	1	1	1	2	3	2				
Pre-Fire Plan	1			4	1		5					
Utility Mobile Food Vendors								41				
Utility Outbuildings		1			1			25				
Vacant Structures	1											
<b>Totals</b>	<b>58</b>	<b>58</b>	<b>29</b>	<b>12</b>	<b>31</b>	<b>36</b>	<b>72</b>	<b>86</b>	<b>0</b>	<b>0</b>	<b>0</b>	<b>0</b>



Prevention												
Code Interpretations	4	5	7	10	5	3	7	4				
Complaints	4	2	3	4	2		2	1				
Fireworks Exhibitions / Events	6	2	3	7	10	3	4					
Knox Box Consults/Maint.	2		5	1	2		4	5				
Other	2			4	2	1	1					
Fire Plan Updates							1					
Pre-Fire Plan	1		1	1		1						
Property Research			3	4	2		2	1				
Safety Presentations	2	3	11	7	4	7		1				
Re-inspections	66	83	79	54	46	32	25	53				
Background Checks						8	17					
<b>Totals</b>	<b>87</b>	<b>95</b>	<b>112</b>	<b>92</b>	<b>73</b>	<b>55</b>	<b>63</b>	<b>65</b>	<b>0</b>	<b>0</b>	<b>0</b>	<b>0</b>

Public Presentations												
Station Tours			1		1	3						
Truck Visits					4	1		4				
Meetings Attended	4	5		5	2	3	4	3				
School / Seminars Attended	8	9		13		7	6	1				
<b>Totals</b>	<b>12</b>	<b>14</b>	<b>1</b>	<b>18</b>	<b>7</b>	<b>14</b>	<b>10</b>	<b>8</b>	<b>0</b>	<b>0</b>	<b>0</b>	<b>0</b>



## TREASURER'S OFFICE

318 Dorney Plaza, Room 313  
Findlay, OH 45840-3346  
Telephone: 419-424-7107 • Fax: 419-424-7866  
www.findlayohio.com

SUSAN JO HITE  
CITY TREASURER

### Treasurer's Reconciliation for August 31, 2019

---

#### TREASURER

Fifth Third Initial Balance	2,262,857.38
- Withdrawals ()	(4,400,363.53)
+ Deposits	5,421,602.31
Ending Balance	3,284,096.16

- Outstanding checks ()	(877,395.44)
Deposit in Transit	30.00

---

Treasurer's Checking Bal	2,406,730.72
--------------------------	--------------

Investment Principal	854,939,226.67
----------------------	----------------

---

	857,345,957.39
--	----------------

#### AUDITOR

Auditor's Checking Bal	2,406,730.72
------------------------	--------------

Auditor's Total Cash and Investments	57,345,957.39
--------------------------------------	---------------

Respectfully submitted,

Susan Jo Hite  
Treasurer



# AUDITOR'S OFFICE

318 Dorney Plaza, Room 313  
Findlay, OH 45840-3346  
Telephone: 419-424-7101 • Fax: 419-424-7866  
[www.findlayohio.com](http://www.findlayohio.com)

**JIM STASCHIAK II**  
CITY AUDITOR

Thursday, September 05, 2019

The Honorable Council  
Findlay, Ohio

Council Members,

A set of summary financial reports for the prior month follows including:

Summary of Year-To-Date Information as of August 31, 2019  
Open Projects Report as of August 31, 2019  
Cash & Investments as of August 31, 2019  
Financial Snapshot as of August 31, 2019

Respectfully Submitted,

A handwritten signature in blue ink, appearing to read "Jim Staschiak II", with a long horizontal flourish extending to the right.

Jim Staschiak II  
City Auditor

**CITY OF FINDLAY**  
**SUMMARY OF YEAR-TO-DATE INFORMATION AS OF AUGUST 31, 2019**

	<b>EXPENDITURE BUDGET</b>	<b>Y-T-D EXPENSED</b>	<b>Y-T-D %</b>	<b>ANNUAL REVENUE BUDGET</b>	<b>Y-T-D RECEIVED</b>	<b>Y-T-D %</b>
COUNCIL	178,373	121,814	68.3%	3,300	2,075	62.9%
MAYOR'S OFFICE	339,525	179,350	52.8%	4,350	2,280	52.4%
AUDITOR'S OFFICE	660,381	399,939	60.6%	387,526	275	0.1%
TREASURER'S OFFICE	21,092	15,456	73.3%	-	-	0.0%
LAW DIRECTOR	637,060	408,025	64.0%	115,000	106,250	92.4%
MUNICIPAL COURT	2,594,758	1,229,924	47.4%	1,730,025	1,279,896	74.0%
CIVIL SERVICE OFFICE	153,747	76,064	49.5%	52,000	43,460	83.6%
PLANNING & ZONING	159,947	159,784	99.9%	-	-	0.0%
COMPUTER SERVICES	497,908	288,856	58.0%	493,502	492,549	99.8%
GENERAL EXPENSE	5,847,181	4,637,215	79.3%	-	-	0.0%
GENERAL REVENUE	-	-	0.0%	24,035,857	16,204,397	67.4%
POLICE DEPARTMENT	8,246,871	4,820,780	58.5%	749,055	502,538	67.1%
DISASTER SERVICES	63,841	47,095	73.8%	-	-	0.0%
FIRE DEPARTMENT	7,717,040	4,666,712	60.5%	332,462	83,138	25.0%
DISPATCH CENTER	1,231,754	748,712	60.8%	-	-	0.0%
N.E.A.T.	9,350	-	0.0%	-	-	0.0%
SAFETY DIRECTOR	135,980	71,347	52.5%	-	-	0.0%
HUMAN RESOURCES	150,985	85,798	56.8%	-	-	0.0%
SERVICE DIRECTOR	129,480	59,696	46.1%	-	-	0.0%
ENGINEERING OFFICE	858,234	464,853	54.2%	165,920	109,937	66.3%
PUBLIC BUILDING	461,960	225,636	48.8%	1,000	-	0.0%
ZONING	410,752	197,289	48.0%	64,900	59,429	91.6%
PARK MAINTENANCE	1,182,896	691,935	58.5%	189,900	223,273	117.6%
RESERVOIR RECREATION	5,471	1,790	32.7%	-	-	0.0%
RECREATION MAINTENANCE	163,094	57,019	35.0%	-	-	0.0%
RECREATION FUNCTIONS	1,176,327	523,487	44.5%	879,835	649,949	73.9%
CEMETERY DEPARTMENT	582,524	326,156	56.0%	255,000	190,883	74.9%
<b>TOTAL GENERAL FUND</b>	<b>33,616,531</b>	<b>20,504,734</b>	<b>61.0%</b>	<b>29,459,632</b>	<b>19,950,329</b>	<b>67.7%</b>

CONTINUED ON REVERSE

	<b>EXPENDITURE BUDGET</b>	<b>Y-T-D EXPENSED</b>	<b>Y-T-D %</b>	<b>ANNUAL REVENUE BUDGET</b>	<b>Y-T-D RECEIVED</b>	<b>Y-T-D %</b>
SCM&R STREETS	2,871,324	1,645,723	57.3%	3,074,990	2,529,261	82.3%
TRAFFIC-SIGNALS	708,252	289,349	40.9%	311,000	321,215	0.0%
<b>TOTAL SCM&amp;R FUND</b>	<b>3,579,576</b>	<b>1,935,071</b>	<b>54.1%</b>	<b>3,385,990</b>	<b>2,850,476</b>	<b>84.2%</b>
SCM&R HIWAYS	213,685	187,394	87.7%	144,650	99,648	68.9%
<b>TOTAL SCM&amp;R HIWAYS FUND</b>	<b>213,685</b>	<b>187,394</b>	<b>87.7%</b>	<b>144,650</b>	<b>99,648</b>	<b>68.9%</b>
AIRPORT OPERATIONS	1,428,844	946,451	66.2%	1,098,925	943,319	85.8%
<b>TOTAL AIRPORT FUND</b>	<b>1,428,844</b>	<b>946,451</b>	<b>66.2%</b>	<b>1,098,925</b>	<b>943,319</b>	<b>85.8%</b>
WATER TREATMENT	3,985,917	2,207,191	55.4%	14,800	28,784	194.5%
WATER DISTRIBUTION	2,464,840	1,569,043	63.7%	132,100	94,484	71.5%
UTILITY BILLING	1,154,652	564,797	48.9%	8,449,926	5,588,986	66.1%
SUPPLY RESERVOIR	851,793	293,115	34.4%	21,503	5,340	24.8%
<b>TOTAL WATER FUND</b>	<b>8,457,202</b>	<b>4,634,147</b>	<b>54.8%</b>	<b>8,618,329</b>	<b>5,717,594</b>	<b>66.3%</b>
SANITARY SEWER MAINT	1,200,077	547,288	45.6%	1,000	5,347	534.7%
STORMWATER MAINT	265,583	127,972	48.2%	776,500	519,172	66.9%
WATER POLLUTION CONTROL	3,203,311	1,997,650	62.4%	9,078,075	6,012,063	66.2%
<b>TOTAL SEWER FUND</b>	<b>4,668,971</b>	<b>2,672,910</b>	<b>57.2%</b>	<b>9,855,575</b>	<b>6,536,582</b>	<b>66.3%</b>
PARKING	110,495	51,054	46.2%	74,700	50,225	67.2%
<b>TOTAL PARKING FUND</b>	<b>110,495</b>	<b>51,054</b>	<b>46.2%</b>	<b>74,700</b>	<b>50,225</b>	<b>67.2%</b>
SWIMMING POOL	105,210	36,546	34.7%	102,000	102,000	100.0%
<b>TOTAL SWIMMING POOL FUND</b>	<b>105,210</b>	<b>36,546</b>	<b>34.7%</b>	<b>102,000</b>	<b>102,000</b>	<b>100.0%</b>
CIT ADMINISTRATION	20,732,203	13,187,309	63.6%	25,671,800	17,812,842	69.4%
<b>TOTAL CIT FUND</b>	<b>20,732,203</b>	<b>13,187,309</b>	<b>63.6%</b>	<b>25,671,800</b>	<b>17,812,842</b>	<b>69.4%</b>

**CITY OF FINDLAY  
OPEN PROJECTS AS OF AUGUST 31, 2019**

PROJECT NUMBER	PROJECT NAME	TOTAL	TOTAL	TOTAL	CURRENTLY
		APPROPRIATED	EXPENSED	PENDING	AVAILABLE
		INCEPTION TO DATE	INCEPTION TO DATE	PURCHASE ORDERS	TO SPEND
31942400	DOWNTOWN REVITALIZATION	4,724,564	4,723,678	-	886
31948200	OHIO 629 - MARATHON	250,000	-	-	250,000
31950900	MUNI BLDG VIDEO RECORDING	130,000	59,078	57,561	13,360
31955300	ROWMARK 629 ROADWORK	100,000	1,516	2,234	96,250
31966700	TYLER CASHIERING IMPLEMENTATION	38,500	18,075	20,310	115
31966800	2017 ORC PD REQUIRED TRAINING	39,556	-	-	39,556
31971800	2017 EDE PARK IMPROVEMENTS	10,000	2,948	725	6,327
31972000	2017 SWALE LOT & WALK PATH	70,000	40,245	9,755	20,000
31972500	FOOTBALL BLDG POWER	38,000	4,842	8,876	24,282
31972900	SALT BARN STRUCTURE	580,000	7,443	559,017	13,540
31976600	RESERVOIR PARKING LOT	15,000	-	-	15,000
31976900	2017 CRISIS INTERVENTION TRAINING	6,103	3,442	-	2,661
31977900	PUBLIC SAFETY SOFTWARE SYSTEM	725,000	496,094	145,832	83,074
31978000	PD QUICK RESPONSE TEAM	87,500	69,956	17,544	-
31980300	BLANCH RVR GREENWAY TRAIL	80,000	79,900	-	100
31980800	ORC PD REQUIRED TRAINING	29,320	28,583	-	737
31983000	VHF RADIO SYSTEM	354,077	-	-	354,077
31983400	2018 SKATE PARK REPAIRS	7,000	-	-	7,000
31984100	2018 CUBE CODE UPDATES	645,000	633,295	8,000	3,705
31984200	GIS SOFTWARE REPLACEMENT	40,000	38,437	1,129	434
31985300	AUTOLIV OHIO 626	363,000	281,257	-	81,743
31985900	HPD GRANT 2018	11,000	1,280	4,953	4,767
31990400	DISASTER RECOVERY SITE @ CUBE	55,000	-	3,895	51,105
31990700	DIAMONDS SAFETY NET & POLES	75,000	63,400	930	10,670
31992500	FIBER OPTIC UPGRADE TO COUNTY	19,000	-	-	19,000
31992600	MUNI BLDG 1ST FLOOR WINDOWS	40,000	-	34,600	5,400
31992800	COOPER&RAWSON SCOREBOARDS	12,000	-	-	12,000
31992900	PARK LIGHTS TO LED	10,000	-	-	10,000
31993000	CUBE COOLING SYS CONDENSERS	20,000	-	11,800	8,200
31993500	HVAC HEAT/AIR CEMETERY	15,000	-	15,000	-
31993600	KEEP ACTIVE KEEP HEALTHY PROG	100,000	5,763	10,589	83,648
31993700	CUBE PARKING LOT REPAIRS	10,000	-	200	9,800
31994000	2019 EMORY ADAMS PARKING LOTS	10,000	-	-	10,000
31994200	2019 GIS FUNCTIONALITY	10,000	-	-	10,000
<b>GENERAL FUND PROJECTS</b>		<b>8,719,620</b>	<b>6,559,234</b>	<b>912,949</b>	<b>1,247,437</b>

PROJECT NUMBER	PROJECT NAME	TOTAL	TOTAL	TOTAL	CURRENTLY
		APPROPRIATED	EXPENSED	PENDING	AVAILABLE
		INCEPTION TO DATE	INCEPTION TO DATE	PURCHASE ORDERS	TO SPEND
32542300	OIL DITCH CLEANING	20,000	-	-	20,000
32549500	HOWARD RUN DITCH CLEANING	6,000	5,200		800
32556000	B4 & B6 SEWER SEPARATION PH 1	361,500	356,030	-	5,470
32556100	B4 & B6 SEWER SEPARATION PH 2	737,383	719,946	4,795	12,642
32593900	COUNTRY CLUB DR SLOPE REHAB	98,731	1,550	97,181	-
32842500	BLANCHARD/6TH TRAN ALT PLAN	31,000	13,211	17,289	500
32852700	W SANDUSKY/WESTERN AVENUE	190,000	15,299	1,265	173,436
32852800	E SANDUSKY/BLANCHARD INTERSECTION	20,000	-	-	20,000
32852900	LIMA/WESTERN INTERSECCION	339,934	100,331	228,814	10,789
32863400	W BIGELOW/NORTHGATE INTERSECTION	125,000	80,002	4,815	40,183
32864600	CR212/CR236 WIDENING	140,000	74,530	63,087	2,383
32872100	S MAIN/LINCOLN INTERSECTION	125,000	46,180	330	78,490
32872800	S MAIN/MAIN CROSS INTERSECTION	125,000	47,081	330	77,589
32873100	S MAIN/ SANDUSKY INTERSECTION	125,000	46,766	-	78,234
32876000	BLANCHARD/LINCOLN LIKE LANE	421,500	287,924	132,758	819
32884400	ODOT FY 19 RESURFACING	565,896	504,553	2,519	58,824
32884500	ODOT FY20 RESURF PID100184	75,000	25,991	-	49,009
32885200	2019 STREET PREV MAINT	550,000	463,576	81,356	5,068
32890300	2019 STREET RESURFACING	1,481,500	1,269,415	171,261	40,824
32890600	TRAFFIC SIGNAL UPGRADES 2019	265,000	39,395	65,116	160,489
32893100	19 TRAFFIC POLE REPLACEMENT	50,000	-	35,750	14,250
<b>SCM&amp;R FUND PROJECTS</b>		<b>5,853,444</b>	<b>4,096,981</b>	<b>906,664</b>	<b>849,799</b>
35284600	ODOT AVIAT BEACON & WINDSOCK	178,681	23,000	155,559	122
35293200	RUNWAY 7/25 REHAD CRACK SEAL	139,183	187	-	138,996
35293400	REHAB TAXIWAY A - DESIGN	59,000	-	-	59,000
<b>AIRPORT FUND PROJECTS</b>		<b>376,864</b>	<b>23,187</b>	<b>155,559</b>	<b>139,118</b>

PROJECT NUMBER	PROJECT NAME	TOTAL	TOTAL	TOTAL	CURRENTLY
		APPROPRIATED	EXPENSED	PENDING	AVAILABLE
		INCEPTION TO DATE	INCEPTION TO DATE	PURCHASE ORDERS	TO SPEND
35577600	HOWARD ST SEWER SEP PH 1	50,000	22,758	6,743	20,500
35592000	19 STORMWATER MGT MS4	25,000	-	-	25,000
35592100	2019 DITCH MAINTENANCE	25,000	-	-	25,000
35592200	BLANCH ST STORM SEW REPLACE	20,000	-	-	20,000
35592300	CIMARRON COURT DRAINAGE	20,000	-	-	20,000
35674500	LTCP EVALUATION STUDY	340,000	297,953	15	42,031
35674900	SEWER PARKING LOTS	38,000	28,236	7,629	2,136
35675000	SANITARY SEWER CR 212	45,000	7,269	731	37,000
35675200	HIGH ST SEWER REPLACEMENT	706,100	643,218	-	62,882
35675300	EAST & FRONT CSO ELIMINATION	82,738	43,020	-	39,718
35675400	SEWER FLAP GATE PROJECT	128,485	102,643	24,288	1,554
35675500	DISTRIBUTION DR SAN SEWER	94,530	834	74,530	19,166
35677700	WASHINGTON PARK SANITARY	45,000	13,047	853	31,100
35680200	2018 SEWER LINING & MANHOLE	385,900	2,218	369,619	14,063
35681100	2018 ANNUAL SEWER TELEVISIONING	150,000	95,854	48,937	5,209
35681200	WPC UV SYSTEM REPLACEMENT	2,878,500	283,482	2,095,000	500,018
35681500	WPC CLARIFIER 1 & 2 REHAB	292,400	152,935	138,500	965
35691300	19 SEWER LINING & MANHOLE	20,000	1,514	10,000	8,486
35691400	19 SEWER TELEVISIONING	20,000	498	-	19,502
35691500	19 ANNUAL CSO LTCP	25,000	-	-	25,000
35691600	19 MANHOLE ADJUSTMENT	25,000	22,525	-	2,475
35691700	MADISON & MONROE	45,000	24,569	17,681	2,750
35691800	SR12 & DAVIS SAN SEWER	25,000	8,905	-	16,095
35691900	WEST MAIN CROSS SAN SEWER	20,000	10,466	9,534	-
<b>SEWER FUND PROJECTS</b>		<b>5,506,653</b>	<b>1,761,943</b>	<b>2,804,058</b>	<b>940,652</b>
35741400	BLANCHARD RVR/STANFORD W/L	250,000	241,602	209	8,189
35754100	RAW WATERLINE/TRANSFER STATION	230,000	202,890	-	27,110
35773400	RESERVOIR OVERFLOW DESIGN	15,000	-	-	15,000
35774300	TR215 WATERLINE EXTENSION	411,575	321	381,575	29,679
35775800	RESERVOIR 1 RAMP REPAVING	20,000	-	-	20,000
35780400	SANDUSKY W/L TO DOLD	200,000	132,822	66,165	1,013
35781600	MERRIWEATHER WL REPLACEMENT	65,000	231	-	64,769
35781800	WTP SCADA SYSTEM UPGRADES	25,000	616	7,000	17,384
35781900	WATER ASSET MGT OEPA MSTR	350,000	6,647	38,353	305,000
35782200	UB OFFICE RENOVATIONS	10,000	-	-	10,000
35782300	WTP ROOF REPLACEMENT	285,000	-	261,741	23,259
35782400	WTP FIRE ALARM SYSTEM	20,000	3,555	-	16,445
35782500	RESERVOIR #2 RAMP REPAVING	25,000	-	-	25,000
35782600	WTP & RES SECURITY CAMERAS	150,000	-	-	150,000
35782800	RESERVOIR TRANSFER LINE REHAB	20,000	167	-	19,833
35783300	WATER METER SYSTEM REPLACE	250,000	154	-	249,846



PROJECT NUMBER	PROJECT NAME	TOTAL	TOTAL	TOTAL	CURRENTLY
		APPROPRIATED INCEPTION TO DATE	EXPENSED INCEPTION TO DATE	PENDING PURCHASE ORDERS	AVAILABLE TO SPEND
35783500	2018 UTILITY RATE STUDY	25,000	-	-	25,000
35783600	2018 SMALL WATERLINES	75,000	75,000	-	-
35783900	WTP BULK WATER STATION	50,000	-	-	50,000
35790100	S BLANCHARD ST WL REPLACE	1,500,000	554,394	946,730	(1,124)
35790200	E BIGELOW WL REPLACE	275,000	6,558	3,500	264,942
35790800	WTP CO2 TANKS REPLACEMENT	50,000	-	-	50,000
35790900	WTP CHEM BLDG FLOORS 2019	30,000	-	-	30,000
35791000	E MAIN CROSS & FISHLOCK WL BORING	20,000	4,500	-	15,500
35791100	HOWARD ST WL REPLACEMENT	320,000	-	-	320,000
35791200	2019 WATER VALVE ADJUSTMENT	20,000	5,313	-	14,687
35792400	CR140 WATERLINE OVERSIZING	42,935	-	-	42,935
35793300	OLIVE ST WL REPLACEMET	140,000	29,722	32,361	77,918
<b>WATER FUND PROJECTS</b>		<b>4,874,510</b>	<b>1,264,491</b>	<b>1,737,633</b>	<b>1,872,386</b>

CITY OF FINDLAY  
CASH & INVESTMENTS AS OF AUGUST 31, 2019

<u>AMOUNT</u>	<u>DESCRIPTION AND RATE</u>	<u>BANK/FIRM</u>
\$ 1,244,000.00	STAR OHIO @ 2.260%	
123,104.26	STAR OHIO @ 2.260%	
23,003,500.00	STAR OHIO @ 2.260%	
1,462,126.75	STAR OHIO @ 2.260%	
1,000,000.00	STAR PLUS @ 2.270%	
13,505,000.00	SAVINGS ACCOUNT	FIFTH THIRD BANK
986,640.00	US TREASURY @ 1.000%	D A DAVIDSON
996,895.93	FHLB @ 1.550%	HUNTINGTON BANK
1,970,880.00	US TREASURY @ 0.875%	KEY BANK
1,996,875.00	US TREASURY @ 2.000%	PNC BANK
986,484.38	US TREASURY @ 1.625%	HUNTINGTON BANK
979,531.25	US TREASURY @ 1.500%	PNC BANK
1,998,649.10	US TREASURY @ 2.500%	D A DAVIDSON
981,110.00	US TREASURY @ 1.625%	KEY BANK
973,610.00	US TREASURY @ 1.375%	KEY BANK
1,995,820.00	FFCB @ 2.900%	KEY BANK
245,000.00	CERTIFICATE OF DEPOSIT @ 2.600%	FIRST NATIONAL BANK
245,000.00	CERTIFICATE OF DEPOSIT @ 2.560%	FIRST FEDERAL BANK
245,000.00	CERTIFICATE OF DEPOSIT @ 2.650%	WATERFORD BANK
<hr/>		
\$ 54,939,226.67	INVESTMENT TOTAL	
2,406,730.72	5/3 BANK ACCOUNT BALANCE	
-	ACCRUED INVESTMENT INTEREST	
<hr/>		
<b><u>\$57,345,957.39</u></b>	<b>TOTAL CASH &amp; INVESTMENTS</b>	

**UNAPPROPRIATED FUND BALANCES (CURRENT CASH BALANCES ON REVERSE)**

GENERAL	\$ 9,552,794
SCM&R	337,337
SCM&R HIWAY	277,076
SEVERANCE PAYOUT RESERVE	1,319,610
AIRPORT	476,472
WATER	4,874,689
SEWER	6,069,367
STORMWATER	2,818,947
PARKING	25,979
CIT ADMINISTRATION	137,860
CIT CAPITAL IMPROVEMENT	2,772,973

CITY OF FINDLAY  
**BREAKDOWN OF TOTAL CASH & INVESTMENTS BY FUND AS OF AUGUST 31, 2019**

\$14,617,209.86	General Fund
1,000,000.00	General Fund Restricted Rainy Day
2,032,105.05	General Fund Projects
1,594,005.25	SCM&R Fund
1,185,245.35	SCM&R Fund Projects
-	County Permissive License Fund
258,050.95	State Highway Fund
212.57	Law Enforcement Trust Fund
3,594.87	Drug Law Enforcement Trust Fund
286,865.18	ID Alcohol Treatment Fund
62,667.62	Enforcement & Education Fund
483,531.10	Court Special Projects Fund
135,629.13	Court Computerization Fund
2,109.56	METRICH Drug Law Enforcement Trust Fund
141,857.67	Alcohol Monitoring Fund
130,122.34	Mediation Fund
162,931.43	Electronic Imaging Fund
20,552.35	Legal Research Fund
996,708.41	Severance Payout Fund
102,599.48	Debt Service Fund
38,828.01	CR 236 TIF Fund
599,407.31	Municipal Court Improvement Fund
639,191.48	Airport Fund
85,203.60	Airport Fund Projects
6,816,612.31	Water Fund
879,497.05	Water Fund Restricted
3,220,819.88	Water Fund Projects
4,889,019.49	Sewer Fund
5,980,028.75	Sewer Fund Restricted
3,746,042.81	Sewer Fund Projects
63,387.24	Parking Fund
-	Parking Fund Projects
93,341.63	Swimming Pool Fund
-	Swimming Pool Fund Projects
31,920.37	Internal Service Central Stores Fund
764,235.53	Internal Service Workers Comp Fund
1,156,781.62	Internal Service Self Insurance Fund
1,643,817.25	CIT Fund
882,631.27	CIT Fund- Restricted Capital Improvements
-	CIT Fund-Restricted Flood Mitigation
234,611.05	Police Pension Fund
234,611.05	Fire Pension Fund
49,743.86	Unclaimed Monies Fund
232,048.32	Tax Collection Agency Fund
1,491,333.64	Cemetery Trust Fund
159,031.32	Private Trust Fund
175,641.66	Guaranteed Deposits
-	Special Assessments Pavements Fund
317.61	Special Assessments Sidewalks Fund
-	Special Assessments Sidewalks Fund Projects
21,855.11	Special Assessments Storm Fund
<u><u>\$57,345,957.39</u></u>	<b>TOTAL CASH &amp; INVESTMENTS</b>

**SNAPSHOT \$ FINANCIAL: GENERAL FUND**

2019

Revenues/Expenditures & Key Balances Snapshot as of :

Projected

8/31/2019

**GENERAL FUND REVENUES & EXPENSES**

Prior Year Ending Cash Balance – Unappropriated \$ 13,280,054

Revenue and Receipts Projection General Fund \$ 30,317,324

Expenses Appropriated General Fund *(assumes \$0.00 returned by departments)* \$ (34,044,584)

**OPERATIONAL SURPLUS/(DEFICIT) (\$3,727,260)**

**PROJECTED UNENCUMBERED YEAR END GF CASH BALANCE**

**\$ 9,552,794**

**FINANCIAL POLICY AMOUNTS**

	Minimum	Proj. Balance	Over/(Short)
Minimum Reserve Balance GF <i>(Resolution 002-2014 16.7% of Budget Expenses)</i>	\$ 4,991,736	\$ 9,552,794	\$4,561,058
GF Rainy Day Reserve Account #10000000-818002 <i>(up to 5% prior year revenues)</i>	\$ 1,000,000	\$ 1,000,000	\$0
Self Insurance Fund #6060	\$ 1,000,000	\$ 1,100,154	\$100,154

**MONITORING INTANGIBLE / ANTICIPATED ITEMS**

LIKELY

POSSIBLE

**GENERAL FUND**

Revenue Differential + / (-)

Expense Differential + / (-)

*Self Insurance Fund replenish (per budget discussions)*

Fund Subsidies + / (-)

Unbudgeted Projects

2019 \$ 9,552,794

**BUDGETED YEAR END GF CASH BALANCE** *(excludes rainy day reserve)*

# Office of the Mayor

Christina M. Muryn

318 Dorney Plaza, Room 310  
Findlay, OH 45840

Telephone: 419-424-7137 • Fax: 419-424-7245  
www.findlayohio.com

Paul E. Schmelzer, P.E., P.S.  
Safety Director

Brian A. Thomas, P.E., P.S.  
Service Director

September 12, 2019


Honorable City Council  
City of Findlay, Ohio

Dear Honorable Council Members:

As part of our strategic planning process at the end of last year, the Fire Department identified a need for a training facility. Over the past year, Chief Josh Eberle has put a lot of thought into how this facility would benefit not only the first responders in Findlay, but also those in the County. The Fire Department and the administration have developed a plan to make live fire, simulated house fires, confined space, and other types of training more available to our staff.

I look forward to sharing the concept with you during our capital funding conversation. I am certain that with community support, we will once again put together a best in class project for the entire County.

Sincerely,



Christina M. Muryn  
Mayor

# COMMITTEE REPORT

## THE CITY COUNCIL OF THE CITY OF FINDLAY, OHIO

The **PLANNING & ZONING COMMITTEE** to whom was referred a request from Nickolas Asset IVI, LLC to rezone 0 Speedway Drive (Lot 8 and 9 in the North End Commerce Park 1<sup>st</sup> Addition) from C2 General Commercial District to I1 Light Industrial.

We recommend **TO APPROVE REQUEST AS SUBMITTED**

### PUBLIC HEARING:

Aye  Nay John Harrington, Chairman

Aye  Nay Dennis Hellmann

Aye  Nay ABSENT  
Grant Russel

Aye  Nay Tom Shindledecker SECOND?

Aye  Nay James Slough MOTION

**PLANNING & ZONING COMMITTEE**

LEGISLATION: \_\_\_\_\_

DATED: September 12, 2019


# COMMITTEE REPORT

## THE CITY COUNCIL OF THE CITY OF FINDLAY, OHIO

The **PLANNING & ZONING COMMITTEE** to whom was referred a request from Alan Killion to rezone 640 Davis Street from R2 Single Family, Medium Density to R4 Duplex/Triplex.

We recommend **TO APPROVE AS REQUESTED**

### PUBLIC HEARING:

Aye  Nay   
John Harrington, Chairman

Aye  Nay  SECOND  
Dennis Hellmann

Aye  Nay ABSENT  
Grant Russel

Aye  Nay   
Tom Shindledecker

Aye  Nay  MOTION  
James Slough

**PLANNING & ZONING COMMITTEE**

**LEGISLATION:** \_\_\_\_\_

**DATED: September 12, 2019**

**FINDLAY CITY COUNCIL  
CARRY-OVER LEGISLATION  
September 17, 2019**

**RESOLUTION NO. 021-2019** *(no PO)* requires three (3) readings **third reading**  
A RESOLUTION APPROVING THE EXPENDITURES MADE BY THE AUDITORS OFFICE ON THE ATTACHED LIST OF VOUCHERS WHICH EITHER EXCEED THE PURCHASE ORDER OR WERE INCURRED WITHOUT A PURCHASE ORDER EXCEEDING THE STATUTORY LIMIT OF THREE THOUSAND DOLLARS (\$3000.00) ALL IN ACCORDANCE WITH OHIO REVISED CODE 5705.41(D).

**RESOLUTION NO. 022-2019** *(no PO)* requires three (3) readings **second reading**  
A RESOLUTION APPROVING THE EXPENDITURES MADE BY THE AUDITORS OFFICE ON THE ATTACHED LIST OF VOUCHERS WHICH EITHER EXCEED THE PURCHASE ORDER OR WERE INCURRED WITHOUT A PURCHASE ORDER EXCEEDING THE STATUTORY LIMIT OF THREE THOUSAND DOLLARS (\$3000.00) ALL IN ACCORDANCE WITH OHIO REVISED CODE 5705.41(D).

**ORDINANCE NO. 2019-051** *(Utility Billing software)* requires three (3) readings **third reading**  
**tabled after third reading on 8/6/19**  
AN ORDINANCE AUTHORIZING THE DIRECTOR OF PUBLIC SERVICE OF THE CITY OF FINDLAY, OHIO, TO ENTER INTO A CONTRACT OR CONTRACTS WITH MUNI-LINK FOR THE UPDATING OF THE CITY OF FINDLAY'S UTILITY BILLING DEPARTMENT'S SOFTWARE, APPROPRIATING AND TRANSFERRING FUNDS, AND DECLARING AN EMERGENCY.

**ORDINANCE NO. 2019-069** *(726 S Blanchard St rezone)* requires three (3) readings **third reading**  
AN ORDINANCE AMENDING CHAPTER 1100 ET SEQ OF THE CODIFIED ORDINANCES OF THE CITY OF FINDLAY, OHIO, KNOWN AS THE ZONING CODE BY REZONING THE FOLLOWING DESCRIBED PROPERTY (REFERRED TO AS 726 S BLANCHARD STREET REZONE) WHICH PREVIOUSLY WAS ZONED "C1 LOCAL COMMERCIAL" TO R4 DUPLEX/TRIPLEX.

**ORDINANCE NO. 2019-071** *(mid-year budget appropriations)* requires three (3) readings **second reading**  
AN ORDINANCE APPROPRIATING FUNDS AND DECLARING AN EMERGENCY.

**ORDINANCE NO. 2019-072** *(amend Income Tax Section 194.013)* requires three (3) readings **second reading**  
AN ORDINANCE AMENDING SECTION 194.013 OF CHAPTER 194 OF THE CODIFIED ORDINANCES OF THE CITY OF FINDLAY, OHIO.

**ORDINANCE NO. 2019-073** *(amend Income Tax Section 194.07)* requires three (3) readings **second reading**  
AN ORDINANCE AMENDING SECTION 194.07 OF CHAPTER 194 OF THE CODIFIED ORDINANCES OF THE CITY OF FINDLAY, OHIO.

**ORDINANCE NO. 2019-076** *(Blanchard River Greenway Extension 2 (Design))* requires three (3) readings **second reading**  
AN ORDINANCE APPROPRIATING AND TRANSFERRING FUNDS, AND DECLARING AN EMERGENCY.

**ORDINANCE NO. 2019-077** *(CR 180 Drainage Plan)* requires three (3) readings **second reading**  
AN ORDINANCE APPROPRIATING AND TRANSFERRING FUNDS, AND DECLARING AN EMERGENCY.

**ORDINANCE NO. 2019-080** *(Lime Hauling for Water Treatment)* requires three (3) readings **second reading**  
AN ORDINANCE APPROPRIATING FUNDS AND DECLARING AN EMERGENCY.



**City of Findlay**  
**Office of the Director of Law**

318 Dorney Plaza, Room 310  
Findlay, OH 45840  
Telephone: 419-429-7338 • Fax: 419-424-7245

**Donald J. Rasmussen**  
Director of Law

SEPTEMBER 17, 2019

THE FOLLOWING IS THE NEW LEGISLATION TO BE PRESENTED TO THE CITY COUNCIL OF THE CITY OF FINDLAY, OHIO, AT THE TUESDAY, SEPTEMBER 17, 2019 MEETING.

**ORDINANCES**

- 2019-081 AN ORDINANCE AUTHORIZING THE AUDITOR TO MAKE PAYROLL DEDUCTIONS FOR THOSE EMPLOYEES WHO HAVE ELECTED TO ENROLL IN THE HEALTH SAVINGS ACCOUNT (HSA) PLAN AND DECLARING AN EMERGENCY.
- 2019-082 AN ORDINANCE AMENDING CHAPTER 1100 ET SEQ OF THE CODIFIED ORDINANCES OF THE CITY OF FINDLAY, OHIO, KNOWN AS THE ZONING CODE BY REZONING THE FOLLOWING DESCRIBED PROPERTY (REFERRED TO AS SPEEWAY DRIVE REZONE) WHICH PREVIOUSLY WAS ZONED "C1 LOCAL COMMERCIAL DISTRICT" TO I1 LIGHT INDUSTRIAL.
- 2019-083 AN ORDINANCE AMENDING CHAPTER 1100 ET SEQ OF THE CODIFIED ORDINANCES OF THE CITY OF FINDLAY, OHIO, KNOWN AS THE ZONING CODE BY REZONING THE FOLLOWING DESCRIBED PROPERTY (REFERRED TO AS 640 DAVIS STREET REZONE) WHICH PREVIOUSLY WAS ZONED "R2 SINGLE FAMILY, MEDIUM DENSITY" TO "R4 DUPLEX/TRIPLEX".
- 2019-084 AN ORDINANCE APPROPRIATING FUNDS AND DECLARING AN EMERGENCY.
- 2019-085 AN ORDINANCE AMENDING TITLE FIVE, CHAPTER 331 OF THE CODIFIED ORDINANCES OF THE CITY OF FINDLAY ENTITLED "OPERATION GENERALLY" TO DEFINE AND PROHIBIT CERTAIN VIOLATIONS COMMITTED WHILE DRIVING DISTRACTED.

**ORDINANCE NO. 2019-081**

**AN ORDINANCE AUTHORIZING THE AUDITOR TO MAKE PAYROLL DEDUCTIONS FOR THOSE EMPLOYEES WHO HAVE ELECTED TO ENROLL IN THE HEALTH SAVINGS ACCOUNT (HSA) PLAN AND DECLARING AN EMERGENCY.**

Whereas, Ordinance 2018-117 authorized a pre-tax Health Savings Account (HSA) plan, for qualified medical expenses paid by all eligible employees with the City of Findlay, Ohio under the private letter ruling of the City's agent for said Health Savings Account (HSA) plan, and;

Whereas, Ordinance 2018-117 ordained that the health insurance premiums and any employer contributions associated with said pre-tax Health Savings Account (HSA) plan shall be granted pre-tax consideration, and;

Whereas, the amount of employer contributions to the Health Savings Account (HSA) for calendar year 2020 are below.

NOW THEREFORE BE IT ORDAINED by the Council of the City of Findlay, State of Ohio, two-thirds (2/3) of all members elected thereto concurring:

SECTION 1: That the Auditor of the City of Findlay, Ohio, be and he is hereby authorized to make payroll deductions from those City employees who have elected to enroll in the Health Savings Account (HSA). Said payroll deductions shall only be made to City employees who have an active Health Savings Account (HSA) and have given proof of that account to the City Auditor's Office.

SECTION 2: That the Auditor be and he is hereby authorized to pay to each employee enrolled in said Health Savings Account (HSA) plan, the sum of seven hundred twenty dollars and no cents (\$720.00), if enrolled individually; or, the sum of one thousand eight hundred dollars and no cents (\$1,800.00), if enrolled as a family, or as an employee plus spouse, or as an employee plus children. Said employer contributions shall be distributed directly, pre-tax, to the employee's Health Savings Account (HSA) in twenty-four (24) distributions to coincide with the scheduled deduction of health insurance premiums from January 1, 2020 through December 31, 2020 so long as said employee is employed by the City of Findlay. If at any time during the year an employee enrolled in the Health Savings Account (HSA) separates from employment with the City of Findlay, such employer contributions shall cease immediately and said employee shall be entitled to only such employer contributions as have been accrued through employee's last payroll period with the City of Findlay. Said payments shall only be made to City employees who have an active (HSA) and have given proof of that account to the City Auditor's Office.

WHEREFORE, this Ordinance shall be in full force and effect from and after the earliest period provided by law.

\_\_\_\_\_  
PRESIDENT OF COUNCIL

\_\_\_\_\_  
MAYOR

PASSED \_\_\_\_\_

ATTEST \_\_\_\_\_  
CLERK OF COUNCIL

APPROVED \_\_\_\_\_

**ORDINANCE NO. 2019-082**

**AN ORDINANCE AMENDING CHAPTER 1100 ET SEQ OF THE CODIFIED ORDINANCES OF THE CITY OF FINDLAY, OHIO, KNOWN AS THE ZONING CODE BY REZONING THE FOLLOWING DESCRIBED PROPERTY (REFERRED TO AS SPEEDWAY DRIVE REZONE) WHICH PREVIOUSLY WAS ZONED "C1 LOCAL COMMERCIAL DISTRICT" TO I1 LIGHT INDUSTRIAL.**

BE IT ORDAINED by the Council of the City of Findlay, State of Ohio:

SECTION 1: That the following described property:

Situated in the City of Findlay, County of Hancock, State of Ohio, and being Lot 8 and 9 in the North End Commercial Park 1<sup>st</sup> Addition of the City of Findlay, Ohio.

SECTION 2: That said property above described herein be and the same is hereby rezoned from C1 Local Commercial District to I1 Light Industrial.

SECTION 3: That from and after the effective date of this ordinance, said property above described herein shall be subject to I1 Light Industrial regulations.

SECTION 4: This Ordinance shall be in full force and effect from and after the earliest period provided by law.

\_\_\_\_\_  
PRESIDENT OF COUNCIL

\_\_\_\_\_  
MAYOR

PASSED \_\_\_\_\_

ATTEST \_\_\_\_\_  
CLERK OF COUNCIL

APPROVED \_\_\_\_\_

**ORDINANCE NO. 2019-083**

**AN ORDINANCE AMENDING CHAPTER 1100 ET SEQ OF THE CODIFIED ORDINANCES OF THE CITY OF FINDLAY, OHIO, KNOWN AS THE ZONING CODE BY REZONING THE FOLLOWING DESCRIBED PROPERTY (REFERRED TO AS 640 DAVIS STREET REZONE) WHICH PREVIOUSLY WAS ZONED "R2 SINGLE FAMILY, MEDIUM DENSITY" TO "R4 DUPLEX/TRIPLEX".**

BE IT ORDAINED by the Council of the City of Findlay, State of Ohio:

SECTION 1: That the following described property:

Situated in the City of Findlay, County of Hancock, State of Ohio, known as the south 140 feet of Lot Number 7939 and the south 140 feet of Lot Number 7938 in the Swing Addition to the City of Findlay, Ohio.

SECTION 2: That said property above described herein be and the same is hereby rezoned from R2 Single Family, Medium Density to R4 Duplex/Triplex.

SECTION 3: That from and after the effective date of this ordinance, said property above described herein shall be subject to R4 Duplex/Triplex regulations.

SECTION 4: This Ordinance shall be in full force and effect from and after the earliest period provided by law.

\_\_\_\_\_  
PRESIDENT OF COUNCIL

\_\_\_\_\_  
MAYOR

PASSED \_\_\_\_\_

ATTEST \_\_\_\_\_  
CLERK OF COUNCIL

APPROVED \_\_\_\_\_

**ORDINANCE NO. 2019-084**

**AN ORDINANCE APPROPRIATING FUNDS AND DECLARING AN EMERGENCY.**

BE IT ORDAINED by the Council of the City of Findlay, State of Ohio, two-thirds (2/3) of all members elected thereto concurring:

SECTION 1: That the following sums be and the same are hereby appropriated:

FROM:	General Fund (Hancock County 911 Fund)	\$ 2,402.82
TO:	Police Dispatch #21015000-other	\$ 2,402.82

SECTION 2: This Ordinance is hereby declared to be an emergency measure necessary for the immediate preservation of the public peace, health and safety of the inhabitants of the City of Findlay, Ohio, and for the further reason it is immediately necessary to appropriate funds so that the Findlay Police Department may utilize funds received from the Hancock County 911 Fund,

WHEREFORE, this Ordinance shall take effect and be in force from and after its passage and approval by the Mayor.

\_\_\_\_\_  
PRESIDENT OF COUNCIL

\_\_\_\_\_  
MAYOR

PASSED \_\_\_\_\_

ATTEST \_\_\_\_\_  
CLERK OF COUNCIL

APPROVED \_\_\_\_\_

## ORDINANCE NO. 2019-085

**AN ORDINANCE AMENDING TITLE FIVE, CHAPTER 331 OF THE CODIFIED ORDINANCES OF THE CITY OF FINDLAY ENTITLED "OPERATION GENERALLY" TO DEFINE AND PROHIBIT CERTAIN VIOLATIONS COMMITTED WHILE DRIVING DISTRACTED.**

SECTION 1: That new Chapter 331.45 of the Codified Ordinances of the City of Findlay, Ohio be enacted which reads as follows:

331.45 "Distracted" defined; violations committed while distracted.

A. As used in this section and each section referenced in division (B) of this section, all of the following apply:

(1) "Distracted" means doing either of the following while operating a vehicle:

(a) Using a handheld electronic wireless communications device, as defined in section 4511.204 of the Revised Code, except when utilizing any of the following:

(i) The device's speakerphone function;

(ii) A wireless technology standard for exchanging data over short distances;

(iii) A "voice-operated or hands-free" device that allows the person to use the electronic wireless communications device without the use of either hand except to activate, deactivate, or initiate a feature or function;

(iv) Any device that is physically or electronically integrated into the motor vehicle.

(b) Engaging in any activity that is not necessary to the operation of a vehicle and impairs, or reasonably would be expected to impair, the ability of the operator to drive the vehicle safely.

(2) "Distracted" does not include operating a motor vehicle while wearing an earphone or earplug over or in both ears at the same time. A person who so wears earphones or earplugs may be charged with a violation of section 4511.84 of the Revised Code.

(3) "Distracted" does not include conducting any activity while operating a utility service vehicle or a vehicle for or on behalf of a utility, provided that the

driver of the vehicle is acting in response to an emergency, power outage, or a circumstance affecting the health or safety of individuals.

As used in division (A)(3) of this section:

- (a) "Utility" means an entity specified in division (A), (C), (D), (E), or (G) of section 4905.03 of the Revised Code.
  - (b) "Utility service vehicle" means a vehicle owned or operated by a utility.
- B. If an offender violates section 4511.03, 4511.051, 4511.12, 4511.121, 4511.132, 4511.21, 4511.211, 4511.213, 4511.22, 4511.23, 4511.25, 4511.26, 4511.27, 4511.28, 4511.29, 4511.30, 4511.31, 4511.32, 4511.33, 4511.34, 4511.35, 4511.36, 4511.37, 4511.38, 4511.39, 4511.40, 511.41, 4511.42, 4511.43, 4511.431, 4511.44, 4511.441, 4511.451, 4511.46, 4511.47, 4511.54, 4511.55, 4511.57, 451.58, 4511.59, 4511.60, 4511.61, 4511.64, 4511.71, 4511.711, 4511.712, 4511.713, 4511.72, or 4511.73 of the Revised Code while distracted and the distracting activity is a contributing factor to the commission of the violation, the offender is subject to the applicable penalty for the violation and, notwithstanding section 2929.28 of the Revised Code, is subject to an additional fine of not more than one hundred dollars as follows:

- (1) Subject to Traffic Rule 13, if a law enforcement officer issues an offender a ticket, citation, or summons for a violation of any of the aforementioned sections of the Revised Code that indicates that the offender was distracted while committing the violation and that the distracting activity was a contributing factor to the commission of the violation, the offender may enter a written plea of guilty and waive the offender's right to contest the ticket, citation, or summons in a trial provided that the offender pays the total amount of the fine established for the violation and pays the additional fine of one hundred dollars.

In lieu of payment of the additional fine of one hundred dollars, the offender instead may elect to attend a distracted driving safety course, the duration and contents of which shall be established by the director of public safety. If the offender attends and successfully completes the course, the offender shall be issued written evidence that the offender successfully completed the course. The offender shall be required to pay the total amount of the fine established for the violation, but shall not be required to pay the additional fine of one hundred dollars, so long as the offender submits to the court both the offender's payment in full and such written evidence.

- (2) If the offender appears in person to contest the ticket, citation, or summons in a trial and the offender pleads guilty to or is convicted of the violation, the Court, in addition to all other penalties provided by law, may impose the applicable penalty for the violation and may impose the additional fine of not more than one hundred dollars.

If the Court imposes upon the offender the applicable penalty for the violation and an additional fine or not more than one hundred dollars, the Court shall inform the offender that, in lieu of payment of the additional fine not more than one hundred dollars, the offender instead may elect to attend the distracted driving safety course described in division (B)(1) of this section. If the offender elects the course option and attends and successfully completes the course, the offender shall be issued written evidence that the offender successfully completed the course. The offender shall be required to pay the total amount of the fine established for the violation, but shall not be required to pay the additional fine of not more than one hundred dollars, so long as the offender submits to the Court the offender's payment and such written evidence.

SECTION 2: This Ordinance shall be in full force and effect from and after the earliest period provided by law.

\_\_\_\_\_  
PRESIDENT OF COUNCIL

\_\_\_\_\_  
MAYOR

PASSED \_\_\_\_\_

ATTEST \_\_\_\_\_  
CLERK OF COUNCIL

APPROVED \_\_\_\_\_