

FINDLAY CITY COUNCIL AGENDA

REGULAR SESSION

JANUARY 16, 2018

COUNCIL CHAMBERS

ROLL CALL of 2018-2019 Councilmembers

ACCEPTANCE/CHANGES TO PREVIOUS CITY COUNCIL MEETING MINUTES:

Acceptance or changes to the January 2, 2018 Regular Session City Council meeting minutes.

ADD-ON/REPLACEMENT/REMOVAL FROM THE AGENDA: – none.

PROCLAMATIONS: - none.

RECOGNITION/RETIREMENT RESOLUTIONS:

RESOLUTION NO. 003-2018 requires one (1) reading **first reading**
A RESOLUTION COMMENDING COUNCILMAN THOMAS KLEIN FOR THE EXCELLENCE OF HIS SERVICES TO THE CITY OF FINDLAY, OHIO.

RESOLUTION NO. 005-2018 (*Rob Householder retirement*) requires one (1) reading **first reading**
A RESOLUTION COMMENDING ROBERT HOUSEHOLDER FOR THE EXCELLENCE OF HIS SERVICES TO THE CITY OF FINDLAY, OHIO.

PETITIONS: - none.

WRITTEN COMMUNICATIONS: - none.

ORAL COMMUNICATIONS: - none.

REPORTS OF MUNICIPAL OFFICERS AND MUNICIPAL DEPARTMENTS:

City Income Tax Monthly Collection Report – December 2017.

Findlay Police Department Activities Report - December 2017.

Findlay Fire Department Activities Report – December 2017.

Precipitation and Reservoir levels report – October-December 2017.

President Pro-tempore Grant Russel – Council’s 2018-2019 Rules of Procedures Ad Hoc Committee

President Pro-tempore Russel is appointing an Ad Hoc Committee to review and revise Council’s 2018-2019 Rules of Procedures. The Committee will recommend any changes to Council for approval.

Members to serve on this committee:

Grant Russel, Chairman
John Harrington
Jim Slough
Jeff Wobser

Findlay Municipal Court Activities Report – December 2017.

Service Director Brian Thomas – annual Community Park Improvement Program grant

The City of Findlay has received grant monies in the amount of eight thousand three hundred eighty-three (\$8,383.00) from the annual Community Park Improvement Program Grant through the Hancock Park District. These grant funds will be used to install two (2) drinking fountains, one (1) in Riverside Park and one (1) in Swale Park. The remaining monies will be used to purchase trees to replace dead or dying trees in various parks in the City of Findlay. The Public Works Department will be performing all the labor on the project. Legislation to appropriate funds is requested. Ordinance No. 2018-007 was created.

FROM:	HPD Grant	\$ 8,383.00
TO:	HPD Grant 2017 #31978200-other	\$ 8,383.00

Service Director/Acting City Engineer Brian Thomas – Trenton Ave/Main Cross St curbs replacement project no. 32876200

Some extras on this project resulted from extra work that had to be done at some of the curb ramps to make them comply with ADA requirements and there were some catch basins that needed adjusted and extra curb that needed repaired due to the catch basins heaving. This project is included in the 2017 Capital Improvements Plan and the total project estimate of three hundred seventy-five thousand dollars (\$375,000) has already previously been appropriated. At this time, an additional appropriation of ten thousand dollars (\$10,000) is needed for the extra work to make the existing curb ramps ADA compliant and to improve public safety by adjusting the catch basins that had heaved. Legislation to appropriate and transfer funds is requested. Ordinance No. 2018-008 was created.

FROM:	CIT Fund – Capital Improvements Restricted Account	\$10,000.00
TO:	Trenton Ave/W Main Cross St Curb Replacement <i>Project No. 32876200</i>	\$10,000.00

COMMITTEE REPORTS:

The **STRATEGIC PLANNING COMMITTEE** to whom was referred a request to discuss year one (1) goals and expectations.

We recommend:

- *Strategic Planning Committee meetings will be held on the first Tuesday of every month at 7:00AM in the 3rd Floor Conference Room of the Municipal Building. Next meeting will be Feb. 6.*
- *Each Ward Council person is asked to hold at least one (1) public meeting in their Ward prior to the end of June of each year.*
 - *Councilpersons are encouraged to engage the Administration to ask for assistance from City employees.*
 - *One or more of the At-Large Council persons will attend each ward meeting.*
 - *Guidelines will be provided to Ward Council persons to assist with meetings.*
 - *Council persons are encouraged to ask for assistance from others to facilitate meetings if necessary.*
- *Timeline for Strategic Planning:*
 - *At the July Committee meeting, information gathered at the public meetings and submitted by the Ward Council persons will be considered and discussed.*
 - *At the August Committee meeting, the Mayor will submit requests and plans from the Administration.*
 - *By the second Council meeting of September, the Strategic Planning Committee will have submitted the Strategic Plan to Council for consideration and adoption.*
- *The Auditor will provide examples of best practices to the Committee for review.*
- *The Mayor will provide examples of Strategic Plans from other cities that can be used as a guide for Findlay's plan.*

The **APPROPRIATIONS COMMITTEE** to whom was referred a request to discuss the Administrative financial summary.
We recommend continued discussions on financial topics of interest to City Council /Administration.

The **PLANNING & ZONING COMMITTEE** to whom was referred a request from Brad Brolex, Brolex Builders on behalf of current owners Roger and Rose Altman, to rezone 632 Davis Street from R2 Single Family, Medium Density to R4 Duplex/Triplex, High Density.

This was tabled during the December 14, 2017 Planning & Zoning Committee meeting.
We recommend approval as proposed. Ordinance No. 2018-009 was created.

LEGISLATION:

RESOLUTIONS

RESOLUTION NO. 003-2018

See page 1 (**RECOGNITION/RETIREMENT RESOLUTIONS** section).

RESOLUTION NO. 004-2018 (over PO/no PO) requires one (1) reading

first reading

A RESOLUTION APPROVING THE EXPENDITURES MADE BY THE AUDITORS OFFICE ON THE ATTACHED LIST OF VOUCHERS WHICH EITHER EXCEED THE PURCHASE ORDER OR WERE INCURRED WITHOUT A PURCHASE ORDER EXCEEDING THE STATUTORY LIMIT OF THREE THOUSAND DOLLARS (\$3000.00) ALL IN ACCORDANCE WITH OHIO REVISED CODE 5705.41(D).

RESOLUTION NO. 005-2018

See page 1 (**RECOGNITION/RETIREMENT RESOLUTIONS** section).

ORDINANCES

ORDINANCE NO. 2018-006 (6th Street vacation)

second reading

AN ORDINANCE VACATING A CERTAIN PORTION OF A CERTAIN STREET (HEREINAFTER REFERRED TO AS SIXTH STREET VACATION) IN THE CITY OF FINDLAY, OHIO.

ORDINANCE NO. 2018-007 (Hancock Park District annual Community Park Improvement Program grant)

first reading

AN ORDINANCE APPROPRIATING FUNDS AND DECLARING AN EMERGENCY.

ORDINANCE NO. 2018-008 (*Trenton Ave/Main Cross St curbs replacement*)
AN ORDINANCE APPROPRIATING FUNDS AND DECLARING AN EMERGENCY.

first reading

ORDINANCE NO. 2018-009 (*632 Davis St rezone*)

first reading

AN ORDINANCE AMENDING CHAPTER 1100 ET SEQ OF THE CODIFIED ORDINANCES OF THE CITY OF FINDLAY, OHIO, KNOWN AS THE ZONING CODE BY REZONING THE FOLLOWING DESCRIBED PROPERTY (REFERRED TO AS 632 DAVIS STREET REZONE) WHICH PREVIOUSLY WAS ZONED "R2 SINGLE FAMILY, MEDIUM DENSITY" TO "R4 DUPLEX/TRIPLEX, HIGH DENSITY".

UNFINISHED BUSINESS:

OLD BUSINESS
NEW BUSINESS

City of Findlay

Income Tax Department

Post Office Box 862 Findlay, Ohio 45839-0862
 318 Dorney Plaza, Municipal Building Room 115
 Telephone: 419-424-7133 • Fax: 419-424-7410
 findlaytaxforms.com

Lydia L. Mihalik
Mayor

Andrew Thomas
Tax Administrator

Monthly Collection Report to Findlay Council

December 2017

Total collections for December 2017: \$1,668,511.52

	<u>2017</u> <u>Year-to-date</u>	<u>2016</u> <u>Year-to-date</u>	<u>Variance</u>
Withholders	17,787,528.79	17,321,266.44	466,262.35
Individuals	2,430,940.97	2,399,615.12	31,325.85
Businesses	<u>3,097,744.91</u>	<u>5,356,863.66</u>	<u>-2,259,118.75</u>
Totals	23,316,214.67	25,077,745.22	-1,761,530.55 -7.02%

Actual & Estimated Past-due Taxes

Withholders	640,265.98
Individuals	2,584,565.46
Businesses	<u>202,266.04</u>
Total	3,427,097.48

Actual and Projected Revenue

	<u>2017</u> <u>Actual</u> <u>Year-to-date</u>	<u>Percentage</u> <u>of Projection</u> <u>Collected</u>	<u>Amount</u> <u>to Meet</u> <u>Projection</u>	<u>Percentage</u> <u>to Meet</u> <u>Projection</u>	<u>2017</u> <u>Projected</u> <u>Year End</u>
Withholders	17,787,528.79	100.49%	-87,528.79	-0.49%	17,700,000.00
Individuals	2,430,940.97	105.69%	-130,940.97	-5.69%	2,300,000.00
Businesses	<u>3,097,744.91</u>	98.78%	<u>38,255.09</u>	1.22%	<u>3,136,000.00</u>
Totals	23,316,214.67	100.78%	-180,214.67	-0.78%	23,136,000.00

Refunds Paid

	Month-to-date <u>Quantity</u>	Year-to-date <u>Quantity</u>	Month-to-date <u>Amount</u>	Year-to-date <u>Amount</u>
Withholders	1	53	618.02	13,427.86
Individuals	10	969	3,863.23	311,951.35
Businesses	<u>4</u>	<u>141</u>	<u>2,343.34</u>	<u>39,385.40</u>
Totals	15	1,163	6,824.59	364,764.61

Transfers of Overpayments

	Month-to-date <u>Quantity</u>	Year-to-date <u>Quantity</u>	Month-to-date <u>Amount</u>	Year-to-date <u>Amount</u>
Withholders	0	5	0.00	126.40
Individuals	7	1,041	604.98	199,149.59
Businesses	<u>24</u>	<u>737</u>	<u>135,190.87</u>	<u>558,461.65</u>
Totals	31	1,783	135,795.85	757,737.64


Andrew Thomas, Administrator

1-2-18
Date

Findlay Income Tax Department

Monthly Collections Report

Tuesday, January 2, 2018


10:45:06AM

For Period December 1, 2017 through December 31, 2017


City of Findlay

Account Type	Monthly Total	2017 Year to Date	2016 Year to Date	Increase (Decrease)	% Change	2017 Month to Date	Previous Year(s) Month to Date
W	1,277,908.37	17,787,528.79	17,321,266.44	466,262.35	2.69	1,276,692.32	1,216.05
I	239,761.74	2,430,940.97	2,399,615.12	31,325.85	1.31	146,705.59	93,056.15
B	150,841.41	3,097,744.91	5,356,863.66	-2,259,118.75	-42.17	142,125.11	8,716.30
Totals:	1,668,511.52	23,316,214.67	25,077,745.22	-1,761,530.55	-7.02	1,565,523.02	102,988.50

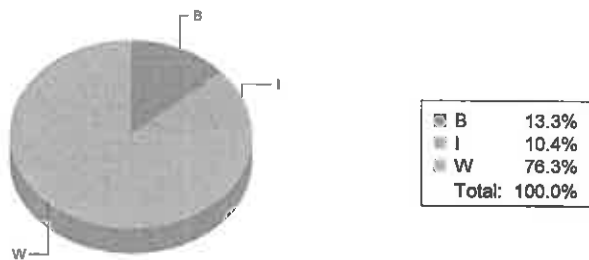
Monthly Collections by Account Type




Collections Year to Date



YTD Collections by Account Type



Year to Date Total Collections



	January	February	March	April	May	June	July	August	September	October	November	December	Year-to-Date
2017													
Withholding													
2017 Total	54,526.73	1,173,585.55	1,359,518.74	2,017,293.58	1,858,290.10	1,222,374.59	1,686,870.31	1,185,873.86	1,349,297.31	1,508,397.58	1,254,213.39	1,276,692.32	15,946,934.06
2016 Total	1,644,281.74	145,600.68	8,076.29	6,805.09	4,385.56	298.23	1.13	11,585.08	(900.07)	3,073.67	725.13	(151.17)	1,824,779.34
2015 Total	572.67	240.98	293.24	-	995.41	(80.00)	-	833.92	48.66	214.95	1,868.58	17.22	5,025.61
2014 Total	55.58	1,202.20	-	12.47	109.85	118.22	118.04	946.26	-	-	72.09	-	2,634.71
2013 Total	44.07	1,718.90	184.89	102.50	378.74	-	-	780.31	-	247.10	150.00	150.00	3,736.51
2012 Total	-	150.00	294.83	150.00	59.99	(8,423.71)	150.00	1,005.16	1,743.82	203.58	-	1,000.00	(3,666.53)
2012 at 1 percent	-	120.00	235.70	120.00	47.99	(6,738.97)	120.00	804.13	1,395.06	162.86	-	800.00	(2,933.22)
2012 at .25 percent	-	30.00	58.93	30.00	12.00	(1,684.74)	30.00	201.03	348.76	40.72	-	200.00	(733.31)
2011 Total	-	-	289.25	112.50	0.01	(5,571.05)	-	(6,164.25)	8,491.71	-	-	-	(2,841.83)
2011 at 1 percent	-	-	231.40	90.00	0.01	(4,456.84)	-	(4,931.40)	6,793.37	-	-	-	(2,273.46)
2011 at .25 percent	-	-	57.85	22.50	0.00	(1,114.21)	-	(1,232.85)	1,698.34	-	-	-	(568.37)
2010 Total	-	-	-	-	-	14,144.76	-	(169.17)	(8,662.68)	-	-	-	5,312.91
2010 at 1 percent	-	-	-	-	-	11,315.81	-	(135.34)	(6,930.14)	-	-	-	4,250.33
2010 at .25 percent	-	-	-	-	-	2,828.95	-	(33.83)	(1,732.54)	-	-	-	1,062.58
2009 & Prior at 1 percent	371.41	-	150.00	-	1,927.78	558.32	75.00	1,254.00	125.00	50.00	902.50	200.00	5,614.01
2012 & Prior at 1 percent	371.41	120.00	617.10	210.00	1,975.78	678.32	195.00	(3,008.81)	1,383.28	212.86	902.50	1,000.00	4,657.65
Prev Yr MTD Check	1,645,325.47	148,912.76	10,288.30	7,182.56	7,857.34	1,082.77	344.17	10,061.29	846.44	3,789.30	3,718.28	1,216.05	1,840,594.73
Total Category Check	1,699,852.20	1,322,498.31	1,369,807.04	2,024,476.14	1,866,147.44	1,223,437.36	1,687,214.48	1,195,925.15	1,350,143.75	1,512,186.88	1,257,931.67	1,277,908.37	17,787,528.79
All Years at 1% Check	1,699,852.20	1,322,468.31	1,369,690.26	2,024,423.64	1,866,135.44	1,223,407.36	1,687,184.48	1,196,990.80	1,349,829.18	1,512,146.16	1,257,931.67	1,277,708.37	17,787,767.86
Individual													
2017 Total	784.00	10,748.14	52,587.65	212,125.77	13,568.44	139,747.65	21,827.29	14,770.88	144,555.08	31,355.53	17,807.39	146,705.59	806,583.39
2016 Total	85,674.43	51,290.60	162,139.28	636,355.96	27,229.02	23,058.71	18,189.16	21,288.39	12,144.49	59,000.91	16,919.91	11,129.30	1,124,420.16
2015 Total	12,400.05	8,434.28	8,984.85	12,085.44	8,005.49	10,512.57	8,401.26	9,496.14	7,745.14	20,075.28	10,725.22	14,250.14	131,115.86
2014 Total	11,150.89	13,427.68	9,426.56	9,194.33	6,313.12	4,299.25	6,761.57	12,153.32	3,756.68	14,262.49	6,337.98	13,345.50	110,429.37
2013 Total	5,819.14	10,272.89	8,738.07	7,371.83	7,927.68	3,192.99	4,391.48	5,186.03	3,942.96	7,845.48	7,141.99	11,196.30	83,026.84
2012 Total	4,444.00	6,756.09	3,822.13	7,754.03	3,467.15	2,693.14	4,340.84	6,774.14	2,767.45	14,332.61	5,427.91	14,814.27	77,393.76
2012 at 1 percent	3,555.20	5,404.87	3,057.70	6,203.22	2,773.72	2,154.51	3,472.67	5,419.31	2,213.96	11,466.09	4,342.33	11,851.42	61,915.01
2012 at .25 percent	888.80	1,351.22	764.43	1,550.81	693.43	538.63	868.17	1,354.83	553.49	2,866.52	1,085.58	2,962.85	15,478.75
2011 Total	5,130.97	2,505.72	3,719.43	3,366.45	3,923.46	1,650.55	4,008.23	3,033.98	2,154.15	6,955.89	3,537.99	9,382.03	49,368.85
2011 at 1 percent	4,104.78	2,004.58	2,975.54	2,693.16	3,138.77	1,320.44	3,206.58	2,427.18	1,723.32	5,564.71	2,830.39	7,505.62	39,495.08
2011 at .25 percent	1,026.19	501.14	743.89	673.29	784.69	330.11	801.65	606.80	430.83	1,391.18	707.60	1,876.41	9,873.77
2010 Total	581.61	1,078.77	208.58	224.14	4,266.69	557.29	1,423.75	(19.37)	1,259.94	1,483.17	1,304.27	5,480.95	17,849.79
2010 at 1 percent	465.29	863.02	166.86	179.31	3,413.35	445.83	1,139.00	(15.50)	1,007.95	1,186.54	1,043.42	4,384.76	14,279.83
2010 at .25 percent	116.32	215.75	41.72	44.83	853.34	111.46	284.75	(3.87)	251.99	296.63	260.85	1,096.19	3,569.96
2009 & Prior at 1 percent	2,336.28	719.01	494.51	540.78	3,850.46	347.75	1,666.37	365.85	3,244.86	1,255.20	2,474.22	13,457.66	30,752.95
2012 & Prior at 1 percent	10,481.54	8,991.47	6,694.62	9,616.48	13,176.30	4,268.53	9,484.63	8,196.85	8,190.09	19,472.54	10,690.36	37,199.46	146,442.87
Prev Yr MTD Check	127,537.37	94,485.04	197,533.41	676,892.96	64,983.07	46,312.25	49,182.66	58,278.48	37,015.67	125,211.03	53,869.49	93,056.15	1,624,357.58
Total Category Check	128,321.37	105,233.18	250,121.06	889,018.73	78,551.51	186,059.90	71,009.95	73,049.34	181,570.75	156,566.56	71,676.88	239,761.74	2,430,940.97
All Years at 1% Check	128,290.05	103,165.06	248,571.03	886,749.81	76,220.05	185,079.70	69,055.39	71,091.59	180,334.44	152,012.23	69,622.85	233,826.29	2,402,018.49

2017 Business	January	February	March	April	May	June	July	August	September	October	November	December	Year-to-Date
2017 Total	2,977.67	27,817.00	57,751.56	170,392.65	16,798.53	118,179.95	7,614.75	13,338.12	147,858.92	30,165.89	15,436.91	142,125.11	750,456.86
2016 Total	18,572.65	102,395.97	162,436.61	345,329.30	102,772.49	73,461.53	96,802.01	7,454.25	28,791.54	999,114.61	68,855.60	8,171.73	2,012,158.29
2015 Total	221,569.37	3,411.27	5,320.18	3,373.74	613.00	43,417.00	596.20	39,814.52	251.00	671.60	16.00	7.36	319,061.22
2014 Total	(390.80)	17.66	-	4.00	86.00	39.00	-	-	-	81.00	-	-	(163.14)
2013 Total	1,030.00	27.53	1,644.68	-	(950.93)	-	-	-	-	11.00	-	433.00	2,195.28
2012 Total	75.00	75.00	3,594.52	484.00	217.25	75.00	75.00	75.00	75.00	-	75.00	75.00	4,895.77
2012 at 1 percent	60.00	60.00	2,875.62	387.20	173.80	60.00	60.00	60.00	60.00	-	60.00	60.00	3,916.62
2012 at .25 percent	15.00	15.00	718.90	96.80	43.45	15.00	15.00	15.00	15.00	-	15.00	15.00	979.15
2011 Total	-	-	153.24	-	48.00	-	-	-	75.50	76.00	1,093.00	-	1,445.74
2011 at 1 percent	-	-	122.59	-	38.40	-	-	-	60.40	60.80	874.40	-	1,156.59
2011 at .25 percent	-	-	30.65	-	9.60	-	-	-	15.10	15.20	218.60	-	289.15
2010 Total	(1,250.00)	-	-	-	-	-	-	-	-	-	-	-	(1,250.00)
2010 at 1 percent	(1,000.00)	-	-	-	-	-	-	-	-	-	-	-	(1,000.00)
2010 at .25 percent	(250.00)	-	-	-	-	-	-	-	-	-	-	-	(250.00)
2009 & Prior at 1 percent	452.00	-	-	262.50	314.52	150.00	315.14	3,279.25	208.00	3,316.46	817.81	29.21	8,944.89
2012 & Prior at 1 percent	(488.00)	60.00	2,998.21	649.70	526.72	210.00	375.14	3,339.25	328.40	3,377.26	1,552.21	89.21	13,018.10
Prev Yr MTD Check	240,058.22	105,927.43	173,149.21	349,453.54	103,100.33	117,142.53	97,788.35	50,823.02	27,401.04	1,003,270.67	70,857.41	8,716.30	2,347,288.05
Total Category Check	243,035.89	133,744.43	230,900.77	519,846.19	119,888.66	235,322.48	105,403.10	63,961.14	175,259.96	1,033,436.36	86,094.32	150,841.41	3,097,744.91
All Years at 1% Check	243,270.89	133,729.43	230,151.22	519,749.39	119,845.81	235,307.48	105,388.10	63,946.14	175,229.88	1,033,421.16	85,860.72	150,826.41	3,096,726.61
Totals													
2017 Total	58,288.40	1,212,150.69	1,469,857.95	2,399,812.00	1,888,657.07	1,480,302.19	1,716,312.35	1,213,982.84	1,641,711.31	1,569,918.80	1,287,457.69	1,565,523.02	17,503,974.31
2016 Total	1,748,528.82	299,287.25	333,652.18	988,490.35	134,387.07	96,816.47	114,992.30	40,327.70	38,035.96	1,061,189.19	86,500.84	19,149.86	4,961,357.79
2015 Total	234,542.09	12,066.53	14,598.25	15,459.18	9,613.90	53,869.57	8,997.46	50,144.58	8,044.80	20,961.83	12,609.78	14,274.72	455,202.69
2014 Total	10,815.67	14,647.54	9,426.56	9,210.80	6,506.97	4,456.47	6,879.61	13,099.58	3,756.68	14,343.49	6,410.07	13,345.50	112,900.94
2013 Total	6,893.21	12,019.32	10,567.64	7,474.33	7,355.49	3,192.99	4,391.48	5,946.34	3,942.96	8,103.58	7,291.99	11,779.30	88,958.63
2012 Total	4,519.00	6,981.09	7,711.28	8,388.03	3,744.39	(5,655.57)	4,565.84	7,854.30	4,586.27	14,536.19	5,502.91	15,889.27	78,623.00
2012 at 1 percent	3,615.20	5,584.87	6,169.02	6,710.42	2,995.51	(4,524.46)	3,652.67	6,283.44	3,669.02	11,628.95	4,402.33	12,711.42	62,898.40
2012 at .25 percent	903.80	1,396.22	1,542.26	1,677.61	748.88	(1,131.11)	913.17	1,570.86	917.25	2,907.24	1,100.58	3,177.85	15,724.60
2011 Total	5,130.97	2,505.72	4,161.92	3,478.95	3,971.47	(3,920.50)	4,008.23	(3,130.27)	10,721.36	7,031.89	4,630.99	9,382.03	47,972.76
2011 at 1 percent	4,104.78	2,004.58	3,329.54	2,783.16	3,177.18	(3,136.40)	3,206.58	(2,504.22)	8,577.09	5,625.51	3,704.79	7,505.62	38,378.21
2011 at .25 percent	1,026.19	501.14	832.38	695.79	794.29	(784.10)	801.65	(626.05)	2,144.27	1,406.38	926.20	1,876.41	9,594.55
2010 Total	(668.39)	1,078.77	208.58	224.14	4,266.69	14,702.05	1,423.75	(188.54)	(7,402.74)	1,483.17	1,304.27	5,480.95	21,912.70
2010 at 1 percent	(534.71)	863.02	166.86	179.31	3,413.35	11,761.64	1,139.00	(150.83)	(5,922.19)	1,186.54	1,043.42	4,384.76	17,530.16
2010 at .25 percent	(133.68)	215.75	41.72	44.83	853.34	2,940.41	284.75	(37.71)	(1,480.55)	296.63	260.85	1,096.19	4,382.54
2009 & Prior at 1 percent	3,159.69	719.01	644.51	803.28	6,092.76	1,056.07	2,056.51	4,899.10	3,577.86	4,621.66	3,994.53	13,686.87	45,311.85
2012 & Prior at 1 percent	10,344.95	9,171.47	10,309.93	10,476.18	15,678.80	5,156.85	10,054.77	8,527.49	9,901.77	23,062.66	13,145.07	38,288.67	164,118.62
Prev Yr MTD Check	2,012,921.06	349,325.23	380,970.92	1,033,529.06	175,940.74	164,517.55	147,315.18	118,952.79	65,263.15	1,132,271.00	128,245.18	102,988.50	193,820.31
Total All Categories Check	2,071,209.46	1,561,475.92	1,850,828.87	3,433,341.06	2,064,597.81	1,644,819.74	1,863,627.53	1,332,935.63	1,706,974.46	2,702,189.80	1,415,702.87	1,668,511.52	23,316,214.67
All Years at 1% Check	2,069,413.14	1,559,362.80	1,848,412.51	3,430,922.84	2,062,201.30	1,643,794.54	1,861,627.97	1,332,028.53	1,705,393.48	2,697,579.55	1,413,415.24	1,662,361.07	23,286,512.98

City of Findlay Income Tax Department

Post Office Box 862 Findlay, Ohio 45839-0862
Telephone: 419-424-7133 • Fax: 419-424-7410
findlaytaxforms.com

Lydia L. Mihalik
Mayor

Monthly Collection Report to City Council

For the Month of December 2017

Resolution 36-2009 and Chapter 194 Section 7(F)(1) Addendum

	<u>Individuals</u>	<u>Businesses</u>
A. Month-to-date quantity:	<u>0</u>	<u>0</u>
B. Cumulative quantity:	<u>2</u>	<u>82</u>
C. Cumulative quantity with no filing obligations:	<u> </u>	<u>10</u>
D. Cumulative quantity with no tax liabilities:	<u> </u>	<u>18</u>
E. Cumulative quantity remaining (B – C – D):	<u>2</u>	<u>54</u>

For the remaining 2 individual and 54 business taxpayers (E), the aggregate reported estimate declarations, primarily for tax year 2017, amount to \$ 1,179,932.00

Pursuant to Resolution Number 36-2009 and/or Section 7(F)(1) of Chapter 194 of the Codified Ordinances, the Tax Department has informed the cumulative quantities of individual and business taxpayers that the Tax Department would not be enforcing the estimate payment provisions delineated in Section 7 of Ordinance Number 1976-106, as amended or in Section 7 of Chapter 194 of the Codified Ordinances. The Tax Department has informed these individual and business taxpayers that the annual income taxes on net profits attributable to the City should be paid when the annual income tax returns are filed by the original or by the legitimately-extended due date, when each amount of annual tax liability can be certified as due by each taxpayer, or be paid by prearranged installment due dates of February 15, May 15, July 15, and October 15 after the tax year.


Andrew Thomas, Tax Administrator

1-2-18
Date

City of Findlay

Lydia Mihalik, Mayor

POLICE DEPARTMENT

John E. Dunbar, Chief of Police

318 Dorney Plaza, Room 116 • Findlay, OH 45840

Phone: 419-424-7194 • Fax: 419-424-7296

www.findlayohio.com

January 2, 2018

Honorable Council:

Attached are the Findlay Police Department activity stats for December 2017.

Sincerely,



John E. Dunbar
Chief of Police

Findlay Police Department
Monthly Activities Report - 2017

Category	2017		JAN	FEB	MAR	APR	MAY	JUN	JUL	AUG	SEP	OCT	NOV	DEC
	Total	Avg	Total	Total	Total	Total	Total	Total	Total	Total	Total	Total	Total	Total
Detective Division														
City (Law Director)	1,399	116.6	109	93	101	116	149	141	145	143	113	106	98	85
County	489	40.8	29	43	45	23	47	42	43	40	50	37	43	47
Juvenile	275	22.9	13	11	22	12	33	21	20	28	26	30	32	27

Vice Narcotics/Metrich														
Narcotics Investigations	273	22.8	33	29	10	24	25	24	23	22	28	15	23	17
Felony														
Arrests	98	8.2	5	15	13	7	6	6	6	7	9	5	14	5
Charges	170	14.2	9	26	26	15	12	11	9	9	17	7	21	8
Misdemeanor														
Arrests	7	0.6	1	0	1	0	0	0	0	0	4	0	1	0
Charges	0	0.0	0	0	0	0	0	0	0	0	0	0	0	0
Drug Talks	8	0.7	1	1	0	1	0	0	0	1	2	1	1	0

Patrol Division														
Traffic Stops	6,352	529.3	897	624	621	508	426	440	513	471	475	484	463	430
Citations	2,624	218.7	246	256	394	200	211	179	254	257	164	196	101	166
OVI	123	10.3	9	16	17	10	9	12	9	6	14	6	7	8
Accidents														
Non-Injury	880	73.3	80	56	71	65	85	68	57	82	80	81	54	101
Injury	165	13.8	13	12	16	18	18	15	14	11	9	16	8	15
Complaints														
Criminal Damaging/Vandalism	273	22.8	19	24	25	22	34	26	23	28	18	19	18	17
Theft/Fraud/Shoplifting	1,146	95.5	91	85	83	75	111	94	104	106	88	101	111	97
Motor Vehicle Theft	82	6.8	5	1	7	7	8	5	10	7	8	6	7	11
Unlawful Entry	223	18.6	11	19	11	24	25	15	14	18	18	24	26	18
Domestic Dispute	734	61.2	58	51	61	68	72	78	62	50	73	60	55	46
Assault	160	13.3	9	11	12	9	16	14	13	27	18	16	7	8
Sex Offense	101	8.4	5	4	16	7	7	10	7	8	11	6	7	13
Alcohol/Drug	604	50.3	65	60	46	46	39	53	57	54	47	46	45	46
Warrants Served	1,244	103.7	119	92	98	98	77	107	112	105	118	121	93	104
Arrests	2,471	205.9	222	179	199	201	187	221	230	227	227	220	180	178
Reports Generated	12,109	1009.1	1,078	1,030	1,072	1,027	1,024	1,062	1,010	986	963	1,003	936	918
School Walk Thru/Public Relation	580	48.3	64	52	36	38	67	0	0	52	95	90	62	24

Special Assignment Unit														
Events	1,090	90.8	119	92	85	96	102	110	83	87	68	92	82	74
Arrests	154	12.8	14	21	14	13	9	22	14	14	7	10	5	11
Traffic Citations	450	37.5	43	38	40	40	49	47	34	36	35	35	29	24
Traffic Warning	86	7.2	13	10	11	6	5	9	5	8	2	1	9	7
OVI	12	1.0	1	0	2	2	0	2	1	3	0	0	0	1
Minor Misdemeanor Citations	81	6.8	11	10	8	6	7	12	5	6	5	5	3	3
Warrants Served	370	30.8	42	26	27	33	31	34	29	26	26	37	36	23
Alcohol/Drug Offenses	191	15.9	29	24	2	3	19	25	16	25	9	14	11	14
Weapons Offenses	11	0.9	1	0	0	0	1	2	1	1	1	2	0	2
Cases Referred for Charges	57	4.8	5	3	0	3	10	6	12	6	3	1	2	6
Surveillance Details	116	9.7	8	13	6	0	6	5	6	12	7	24	12	17
Assists to other PD Divisions	252	21.0	20	21	17	15	25	30	23	41	6	18	19	17

Municipal Court														
Papers Processed	3,516	293.0	298	310	319	260	281	306	292	307	341	287	284	231
Paper Service Hours	1,515	127.3	110	120	125	105	126	140	110	157	132	152	121	117
Security Hours	468	39.0	68	31	28	48	30	33	55	30	32	36	40	37
Prisoners To/From Court	38	3.2	2	1	3	2	1	0	5	3	2	5	9	5
Miles Driven	7,549	629.1	580	630	561	407	493	681	712	649	716	529	880	711
Summons	1065	88.8	91	105	96	72	82	98	86	79	94	80	101	81
Overtime Hours	7	0.6	0	0	0	0	0	0	0	1.5	2	0.5	1	2

Findlay Fire Department
Monthly Activities Report - 2017
 Submitted By: Joshua S. Eberle, Fire Chief

Fire Statistics	JAN	FEB	MAR	APR	MAY	JUN	JUL	AUG	SEP	OCT	NOV	DEC
Fires	4	9	11	11	11	9	5	11	4	5	9	10
Assist Other Agency	1	2	4	5	2	1	1	3	4	0	0	4
Emergency Medical Service (EMS)	161	115	133	149	128	139	108	126	82	104	101	123
Car Accidents	19	9	21	6	25	23	20	16	10	23	13	19
Rescues (Extrication, Water, Elevator)	1	1	1	2	2	1	24	0	1		2	3
Hazmat	17	4	13	4	8	11	14	7	7	10	21	8
Good Intent	3	3	7	4	3		2	6	7	2	3	8
Burning Complaints	0	3	2	10	16	16	12	7	10	7	22	8
False Alarms	23	26	31	19	20	27	44	33	18	25	28	24
Totals	229	172	223	210	215	227	230	209	143	176	199	207

Runs by District	JAN	FEB	MAR	APR	MAY	JUN	JUL	AUG	SEP	OCT	NOV	DEC
Station 1 - (South Main St)	66	53	72	77	69	75	88	85	55	61	73	72
Station 2 - (North Main St)	63	44	56	55	51	48	50	62	32	50	59	51
Station 3 - (Tiffin Ave)	46	44	46	39	46	48	52	30	25	32	33	32
Station 4 - (CR 236)	54	31	48	39	49	56	40	32	31	30	34	52
Totals	229	172	222	210	215	227	230	209	143	173	199	207

Firefighter Training (by hours)	JAN	FEB	MAR	APR	MAY	JUN	JUL	AUG	SEP	OCT	NOV	DEC
EMS Formal	60	84	64	107	126	120	126	217	137	170	130	111
Fire Formal	148	269	140	294	276	31	21	191	130	44	79	281
Fire Informal	1682	1363	2063	877	1607	1375	1693	1054	1373	896	1370	1596
Totals	1890	1716	2267	1278	2009	1526	1840	1462	1640	1110	1579	1888

Fire Prevention Bureau

Construction	JAN	FEB	MAR	APR	MAY	JUN	JUL	AUG	SEP	OCT	NOV	DEC
Code Interpretations	3	2	4	1	2		1	2	2	1		1
Inspections	1		5	3	2	2	4	7	3	3		
Plan Reviews	1	10	15	3	9	6	1	5	8	7	9	2
System Acceptance Tests		1	7	1	2	5	4		1	3		
Totals	5	13	31	8	15	13	10	14	14	14	9	3

Existing Structure - Additions	JAN	FEB	MAR	APR	MAY	JUN	JUL	AUG	SEP	OCT	NOV	DEC
Code Interpretations	8	7	6	5	6	4	1			1		
Inspections	12	7	14	8	20	3	6	3	1	3	1	
Plan Reviews	7	11	15	16	11	4	6	6	4	6	2	4
System Acceptance Tests	1	1	3	1	5	4		6	5	3	7	2
Totals	28	26	38	30	42	15	13	15	10	13	10	6

Fire Investigations	JAN	FEB	MAR	APR	MAY	JUN	JUL	AUG	SEP	OCT	NOV	DEC
Cause and Determination												
Accidental	2	2	1			1	2	3	2	1	3	5
Undetermined		1					3	1				
Incendiary			1		1						2	
Fire Investigation Activities												
Follow-up	7	15	2	14	1	1		10	1	3	3	6
Interviews	7	23	15	2	6	4	10	18	4	2	23	35
Assists				1		1		3	1	1		2
Totals	16	41	19	17	8	7	13	35	8	7	31	48

Inspections	JAN	FEB	MAR	APR	MAY	JUN	JUL	AUG	SEP	OCT	NOV	DEC
Assembly	11	7	28	13	12	16	13	11	15	13	14	14
Business	18		11	6	11	5	11	10	1	6	64	1
Education K-12			1		1		1	1	1	15	4	1
Education Pre-School				1	2		3	1		5		1
Factory	1		3	2	2			4			3	
Mercantile			11	3	4	4	2	4				
Hazardous / Fireworks							1					
Institutional	4							1	1	3		
Mercantile							2		9	4		
Residential				1					1	16	8	57
Adoption / Foster Care	1	1	1	1	2	1	1	1		1	2	2
Storage / Mixed Use	2		1		1	1		4			4	
Utility Mobile Food Vendors								49				
Utility Outbuildings							13	5				
Vacant Structures												
Totals	57	8	56	27	35	27	27	83	28	63	99	75

Prevention	JAN	FEB	MAR	APR	MAY	JUN	JUL	AUG	SEP	OCT	NOV	DEC
Code Interpretations	11	19	18	26	9	5	5	5	7	9	9	2
Complaints	5	4	1	2	1	5	6	10	2	1	2	4
Fireworks Exhibitions / Events	7		1	5	2	7	4	6	9	5	3	1
Knox Box Consults/Maint.	7	2	6	3	6	3	4	6	14	7	2	
Other	3	1		1	2		2	1		3		1
Fire Plan Updates	3		2	2	2	3	1	19	1	3		
Pre-Fire Plan	3											
Property Research	2	4	2	2	4	4		5	1	2	5	
Safety Presentations	3	2	1	1	17	5	8	2	12	2	9	8
Re-inspections	77	102	58	61	65	29	53	59			48	
Background Checks		1		1	1	23				4		
Totals	121	135	89	104	109	84	83	113	46	38	78	18

Public Presentations	JAN	FEB	MAR	APR	MAY	JUN	JUL	AUG	SEP	OCT	NOV	DEC
Station Tours	0	3			1	3	0		2			
Truck Visits	0	0			6	2	5	2	4			
Meetings Attended	8	4	3	7	5	6	5	3	5	1		5
School / Seminars Attended	6	9	11	10	14	6	4	8	3	4	6	4
Totals	14	16	14	17	28	17	14	13	14	5	6	9

City of Findlay

Lydia L. Mihalik, Mayor

WATER TREATMENT DEPARTMENT

Jason Phillips, Superintendent

110 North Blanchard Street • Findlay, OH 45840

Phone: 419-424-7193 • Fax: 419-424-7892

www.findlayohio.com

JANUARY 5, 2018

NEWS RELEASE

PRECIPITATION & RESERVOIR LEVELS

Total precipitation recorded at the City of Findlay Water Pollution Control Center was 9.07 inches of rain and 6.3 inches of snow for the fourth quarter (Oct-Dec) of 2017.

At the end of December, the Findlay reservoirs stood at 83% of capacity. This reservoir level represents a 906 day water supply at the city's current usage rate.

Water treated at the plant totaled 536.03 million gallons for the fourth quarter (Oct-Dec) of 2017. Water treated per day at the City of Findlay Water Treatment Plant averaged 5.83 million gallons (MG).

Thank you,



Jason Phillips
Superintendent
Water Treatment Plant

EC: City Council
Department Supervisors
File



Grant C. Russel
Findlay City Council, at-large
1200 S. Main St.
Findlay OH, 45840
grussel@FindlayOhio.com
419-422-6875

January 6, 2018

Findlay City Council
Municipal Building, Rm 114
Findlay OH, 45840

Honorable Council,

I am appointing an ad hoc committee to review and revise Council's 2018-19 Rules of Procedures and recommend any changes to the full council for approval.

The following members are appointed to serve on this committee:

- Grant Russel, chairman
- John Harrington
- Jim Slough
- Jeff Wobser

Sincerely,

A handwritten signature in black ink that reads "Grant C. Russel".

Grant C. Russel
President Pro-tempore
Findlay City Council

*****CURRENT YEAR*****
 MTD YTD

*****LAST YEAR*****
 MTD YTD

RECEIPTS DEPOSITED:

ALCOHOL MONITORING	\$2,087.70	\$43,705.81	\$2,851.20	\$45,700.98
BOND FEES	\$305.00	\$7,925.00	\$987.00	\$7,562.00
CIVIL DEPOSIT TENDERS	\$255.00	\$6,385.00	\$1,614.00	\$12,787.74
COURT COST	\$54,182.24	\$835,579.51	\$56,132.56	\$771,390.08
DUI ENFORCEMENT	\$2,871.68	\$48,439.44	\$3,424.41	\$46,929.95
ELECTRONIC IMAGING	\$3,656.48	\$60,991.25	\$4,393.00	\$59,415.49
FINES & FORFEITURES	147,399.28	\$2,195,728.83	145,047.62	\$1,916,667.90
FUND REIMBURSEMENT	\$0.00	\$0.00	\$0.00	\$0.00
INDIGENT DRIVER ALCOHOL	\$424.30	\$8,183.98	\$673.55	\$7,853.50
INMATE MEDICAL EXPENSE	\$0.00	\$56.00	\$0.00	\$0.00
INTEREST	\$75.66	\$373.02	\$0.00	\$132.36
JAIL HOUSING	\$5,038.51	\$119,255.87	\$4,648.65	\$76,288.14
JAIL REIMBURSEMENT	\$319.22	\$5,169.42	\$160.00	\$4,403.65
LEGAL RESEARCH	\$1.00	\$66.36	\$3.00	\$37.50
MEDIATION	\$1,150.50	\$19,200.78	\$1,395.50	\$18,894.50
MISCELLANEOUS	\$27,536.68	\$410,422.51	\$26,971.07	\$374,881.41
MUNI COURT COMPUTERIZATION	\$3,637.20	\$60,937.46	\$4,414.00	\$59,553.66
MUNI COURT IMPROVEMENT	\$11,630.24	\$193,976.26	\$14,046.00	\$179,273.00
RESTITUTION	\$396.52	\$8,955.00	\$475.90	\$12,335.87
SPECIAL PROJECTS	\$19,073.40	\$316,486.11	\$22,837.45	\$303,477.45
STATE PATROL	\$20,261.53	\$355,379.46	\$23,677.29	\$294,791.56
TRAFFIC/CRIMINAL BONDS	\$3,830.75	\$90,562.30	\$3,988.90	\$83,488.01
	<u>304,132.89</u>	<u>\$4,787,779.37</u>	<u>317,741.10</u>	<u>\$4,275,864.75</u>

DISTRIBUTIONS:

ALCOHOL MONITORING	\$2,087.70	\$43,645.81	\$2,851.20	\$45,375.98
BOND FEES	\$305.00	\$7,900.00	\$987.00	\$7,562.00
CIVIL DEPOSIT TENDERS	\$755.00	\$5,859.00	\$500.00	\$9,423.74
COURT COST	\$54,100.24	\$834,472.44	\$56,657.56	\$770,229.11
DUI ENFORCEMENT	\$2,875.07	\$48,380.54	\$3,424.41	\$46,885.88
ELECTRONIC IMAGING	\$3,650.48	\$60,949.25	\$4,393.00	\$59,370.49
FINES & FORFEITURES	145,347.79	\$2,187,472.79	145,507.26	\$1,912,746.58
FUND REIMBURSEMENT				
INDIGENT DRIVER ALCOHOL	\$424.30	\$8,158.98	\$673.55	\$7,853.50
INMATE MEDICAL EXPENSE		\$56.00		
INTEREST	\$75.66	\$373.02	\$11.51	\$143.87
JAIL HOUSING	\$4,786.51	\$116,295.87	\$4,648.65	\$76,288.14
JAIL REIMBURSEMENT	\$319.22	\$5,169.42	\$160.00	\$4,403.65
LEGAL RESEARCH	\$1.00	\$66.36	\$3.00	\$37.50
MEDIATION	\$1,149.50	\$19,187.78	\$1,395.50	\$18,879.50
MISCELLANEOUS	\$34,716.09	\$553,960.38	\$36,914.63	\$518,171.88
MUNI COURT COMPUTERIZATION	\$3,631.20	\$60,895.46	\$4,414.00	\$59,508.66
MUNI COURT IMPROVEMENT	\$11,610.24	\$193,843.26	\$14,046.00	\$179,172.00
RESTITUTION	\$396.52	\$8,384.99	\$669.50	\$12,577.76
SPECIAL PROJECTS	\$19,041.40	\$316,271.11	\$22,837.45	\$303,270.45
STATE PATROL	\$20,301.53	\$355,104.46	\$23,677.29	\$294,320.11
	<u>305,574.45</u>	<u>\$4,826,446.92</u>	<u>323,771.51</u>	<u>\$4,326,220.80</u>

DISTRIBUTED TO:

	*****CURRENT YEAR*****		*****LAST YEAR*****	
	MTD	YTD	MTD	YTD
CITY OF FINDLAY	135,222.69	\$2,179,935.74	149,732.77	\$2,003,504.32
HANCOCK COUNTY	\$17,830.28	\$313,187.50	\$21,536.96	\$272,326.45
OTHERS	105,192.62	\$1,538,751.29	\$98,138.68	\$1,300,500.75
STATE OF OHIO	\$53,895.97	\$925,264.89	\$63,818.96	\$851,700.08
	<u>312,141.56</u>	<u>\$4,957,139.42</u>	<u>333,227.37</u>	<u>\$4,428,031.60</u>

Mark C. Miller

MARK C. MILLER, JUDGE

Alan D. Hackenberg

ALAN D. HACKENBERG, JUDGE

DISCLAIMER: RECEIPTS COLLECTED ARE NOT TO BE CONFUSED WITH RECEIPTS DEPOSIT

THE SUPREME COURT OF OHIO
Individual Judge
MUNICIPAL COURT AND COUNTY COURT

Court: **FINDLAY MUNICIPAL COURT**
Report for the month of: **December 2017**

Judge: **ALAN D HACKENBERG**

Date of completion of most recent physical inventory 07/21/2017
--

	B	C	D	E	F	G	H	T	V	
	Misdemeanors	O.V.I.	Other Traffic	Personal Injury & Property Damage	Contracts	F.E.D.	Other Civil	TOTAL	Visiting Judge	
Pending beginning of period	1	220	95	133	0	11	3	0	462	0
New cases filed	2	26	20	25	0	3	0	0	74	0
Cases transferred in, reactivated or redesignated	3	7	0	4	0	0	0	0	11	0
TOTAL (Add lines 1-3)	4	253	115	162	0	14	3	0	547	0
Jury trial	5	0	0	0	0	0	0	0	0	0
Court trial	6	0	0	0	0	0	1	0	1	0
Default	7				0	0	1	0	1	0
Guilty or no contest plea to original charge	8	21	12	31					64	15
Guilty or no contest plea to reduced charge	9	5	1	1					7	3
Dismissal for lack of speedy trial (criminal) or want of prosecution (civil)	10	0	0	0	0	0	0	0	0	0
Other Dismissals	11	19	2	6	0	1	0	0	28	5
Transfer to another judge or court	12	1	0	0	0	0	0	0	1	0
Referral to private judge	13				0	0	0	0	0	0
Unavailability of party for trial or sentencing	14	6	1	3	0	0	0	0	10	0
Bankruptcy stay or interlocutory appeal	15	0	0	0	0	0	0	0	0	0
Other terminations	16	0	1	0	0	0	0	0	1	0
TOTAL (Add lines 5-16)	17	52	17	41	0	1	2	0	113	0
Pending end of period (Subtract line 17 from line 4)	18	201	98	121	0	13	1	0	434	0
Cases pending beyond time guideline	19	0	0	0	0	0	0	0	0	0
Number of months oldest case is beyond time guideline	20	0	0	0	0	0	0	0	0	0
Cases submitted awaiting sentencing or judgment beyond time guideline	21	0	0	0	0	0	0	0	0	0

Fax to: (614) 387-9419 -or- Mail to: Court Statistical Reporting Section Supreme Court of Ohio 65 South Front Street, 6th Floor Columbus, Ohio 43215-3431
--

ALAN D HACKENBERG	Date
Preparer's name and telephone number if other than judge (print or type)	Date
MARK C MILLER	Date

THE SUPREME COURT OF OHIO
Administrative Judge
MUNICIPAL COURT AND COUNTY COURT

Court: **FINDLAY MUNICIPAL COURT** Judge: **MARK C MILLER**

Report for the month of : **December 2017**

	A	B	C	D	E	F	G	H	I	T	
	Felonies	Misdemeanors	O.M.V.I.	Other Traffic	Personal Injury & Property	Contracts	F.E.D.	Other Civil	Small Claims	TOTAL	
Pending beginning of period	1	6	117	14	287	10	537	38	1	168	1178
New cases filed	2	12	128	32	617	1	136	20	0	74	1020
Cases transferred in, reactivated or redesignated	3	0	11	1	36	0	4	0	0	1	53
<u>TOTAL (Add lines 1-3)</u>	4	18	256	47	940	11	677	58	1	243	2251
Trial/Hearing by judge (include bindover by preliminary hearing, guilty or no contest pleas and defaults)	5	0	21	3	20	1	90	7	0	11	153
Hearing by Magistrate (Include guilty or no contest pleas and defaults)	6		6	0	46	0	0	0	0	53	105
Transfer (Include waivers of preliminary hearing and individual judge assignments)	7	10	51	34	58	0	8	1	0	1	163
Dismissal for lack of speedy trial (criminal) or want of prosecution (civil)	8	0	0	0	0	0	0	0	0	0	0
Other dismissals (Include dismissals at preliminary hearing)	9	2	2	0	1	1	22	7	0	21	56
Violations Bureau	10		1		497						498
Unavailability of party for trial or sentencing	11	0	56	1	48	0	0	0	0	0	105
Bankruptcy stay or interlocutory appeal	12	0	0	0	0	0	0	0	0	0	0
Other terminations	13	0	23	2	29	0	0	0	0	0	54
<u>TOTAL (Add lines 5-13)</u>	14	12	160	40	699	2	120	15	0	86	1134
Pending end of period (Subtract line 14 from line 4)	15	6	96	7	241	9	557	43	1	157	1117
Cases pending beyond time guideline	16	0	0	0	0	0	0	0	0	0	0
Number of months oldest case is beyond time guideline	17	0	0	0	0	0	0	0	0	0	0

Fax to:
(614) 387-9419
-or-
Mail to:
Court Statistical Reporting Section
Supreme Court of Ohio
65 South Front Street, 6th Floor
Columbus, Ohio 43215-3431

MARK C MILLER

Date

Preparer's name and telephone number if other than judge (print or type)

Date

THE SUPREME COURT OF OHIO
Individual Judge
MUNICIPAL COURT AND COUNTY COURT

Court: **FINDLAY MUNICIPAL COURT** Judge: **MARK C MILLER**
Report for the month of : **December 2017**

Date of completion of most recent physical inventory
12/16/2016

	B	C	D	E	F	G	H	T	V	
	Misdemeanors	O.V.I.	Other Traffic	Personal Injury & Property Damage	Contracts	F.E.D.	Other Civil	TOTAL	Visiting Judge	
Pending beginning of period	1	235	101	153	3	19	1	2	514	0
New cases filed	2	24	14	33	0	5	1	0	77	0
Cases transferred in, reactivated or redesignated	3	12	0	3	0	0	0	0	15	0
TOTAL (Add lines 1-3)	4	271	115	189	3	24	2	2	606	0
Jury trial	5	0	0	0	0	0	0	0	0	0
Court trial	6	0	0	0	0	0	0	0	0	0
Default	7				0	0	0	0	0	0
Guilty or no contest plea to original charge	8	19	11	19				49	0	
Guilty or no contest plea to reduced charge	9	1	2	0				3	0	
Dismissal for lack of speedy trial(criminal) or want of prosecution (civil)	10	0	0	0	0	0	0	0	0	
Other Dismissals	11	23	0	4	0	2	0	0	29	1
Transfer to another judge or court	12	2	0	0	0	0	0	0	2	0
Referral to private judge	13				0	0	0	0	0	0
Unavailability of party for trial or sentencing	14	3	0	1	0	0	0	0	4	0
Bankruptcy stay or interlocutory appeal	15	0	0	0	0	1	0	0	1	0
Other terminations	16	2	1	0	0	0	0	0	3	0
TOTAL (Add lines 5-16)	17	50	14	24	0	3	0	0	91	0
Pending end of period (Subtract line 17 from line 4)	18	221	101	165	3	21	2	2	515	0
Cases pending beyond time guideline	19	0	0	0	0	0	0	0	0	0
Number of months oldest case is beyond time guideline	20	0	0	0	0	0	0	0	0	0
Cases submitted awaiting sentencing or judgment beyond time guideline	21	0	0	0	0	0	0	0	0	0

Fax to: (614) 387-9419 -OR- Mail to: Court Statistical Reporting Section Supreme Court of Ohio 65 South Front Street, 6th Floor Columbus, Ohio 43215-3431
--

MARK C MILLER	Date
Preparer's name and telephone number if other than judge (print or type)	Date
MARK C MILLER	Date

Office of the Mayor

Lydia L. Mihalik

318 Dorney Plaza, Room 310
Findlay, OH 45840

Telephone: 419-424-7137 • Fax: 419-424-7245
www.findlayohio.com

Paul E. Schmelzer, P.E., P.S.
Safety Director

Brian A. Thomas, P.E., P.S.
Service Director

January 8, 2018

Honorable City Council
City of Findlay, Ohio

Dear Council Members:

The City of Findlay has received grant monies in the amount of \$8,383 from the annual Community Park Improvement Program Grant through the Hancock Park District. These grant funds will be used to install two drinking fountains, one in Riverside Park and one in Swale Park. The remaining monies will be used to purchase trees to replace dead or dying trees in various parks in the City of Findlay. The Public Works Department will be performing all the labor on the project.

An appropriation is respectfully requested as follows:

FROM:	HPD Grant	\$8,383.00
TO:	HPD Grant 2017 31978200-other	\$8,383.00

By copy of this letter, I am requesting the Director of Law to prepare the necessary legislation for authorization of this request.

Thank you for your consideration.

Sincerely,



Brian A. Thomas, P.E., P.S.
Service Director

cc: Donald J. Rasmussen, Director of Law
Jim Staschiak II, City Auditor
Matt Stoffel, Public Works Superintendent

City of Findlay

Lydia Mihalik, Mayor

ENGINEERING DEPARTMENT
318 Dorney Plaza, Room 304 • Findlay, OH 45840
Phone: 419-424-7121 • Fax: 419-424-7120
www.findlayohio.com

Paul E. Schmelzer, P.E., P.S.
Safety Director

Brian A. Thomas, P.E., P.S.
Service Director

January 10, 2018

Honorable City Council
Findlay, OH 45840

RE: Trenton Ave/Main Cross Street Curbs Replacement, Project No. 32876200

Dear Council Members:

There were some extras on the project that resulted from extra work that had to be done at some of the curb ramps to make them comply with ADA requirements and there were some catch basins that needed adjusted and extra curb that needed repaired due to the catch basins heaving.

This project is included in the 2017 Capital Improvements Plan, and the total project estimate has previously been appropriated (\$375,000). At this time, an additional appropriation of \$10,000 is needed for the extra work to make the existing curb ramps ADA compliant and to improve public safety by adjusting the catch basins that had heaved.

By copy of this letter, the Law Director is requested to prepare the necessary legislation to appropriate and transfer funds as follows:

FROM:	CIT Fund – Capital Improvements Restricted Account	\$ 10,000
TO:	Trenton Ave/W Main Cross St Curbs Replacement, Project No. 32876200	\$ 10,000

If you have any questions, please feel free to contact me.

Sincerely,



Brian Thomas
Service Director/Acting City Engineer

pc: Don Rasmussen, Law Director
Jim Staschiak II, Auditor

City of Findlay

Lydia Mihalik, Mayor

N.E.A.T. DEPARTMENT
Neighborhood Enhancement and Abatement Team
318 Dorney Plaza, Room 304 • Findlay, OH 45840
Phone: 419-424-7466
www.findlayohio.com

January 10, 2018


City Council
City of Findlay, Ohio

RE: Departmental Reports
October & November 2017

Attached you will find revised monthly reports for NEAT departmental activity for the months of October and November 2017. The October report was the first in the new format and had some inaccuracies contained within. Due to the issues with the October report, November was consequently incorrect. The attachments originally provided with the respective reports were correct so these were not attached to the revisions.

Please contact NEAT personnel if there are any concerns. The support and understanding of City Council members is greatly appreciated.

Respectfully Submitted,



Rebecca A. Greeno
N.E.A.T.

City of Findlay

Lydia Mihalik, Mayor

N.E.A.T. DEPARTMENT
Neighborhood Enhancement and Abatement Team
318 Dorney Plaza, Room 304 • Findlay, OH 45840
Phone: 419-424-7466
www.findlayohio.com

November 14, 2017

REVISED

City Council
City of Findlay, Ohio

RE: Departmental Activity


This report will serve as a summary of activities for the Neighborhood Enhancement and Abatement Team (NEAT) during the month of October 2017.

NEW CASES RECEIVED	MONTH	YEAR TO DATE
Dilapidated Structures	2	21
Weeds	21	356
Junk on Premises	18	342
Junk Vehicles	36	333
Minor Maintenance	0	8
Miscellaneous	10	62
Overgrowth	4	37
Right of Way	0	1
Sidewalk	0	0
Trash	2	144

The NEAT staff works diligently with property owners and tenants to achieve compliance on all cases reported. New complaints received in November totaled 55 of which 6 were invalid. Of the remaining 49 issues reported, 32 properties were involved with 9 of the owners being non-residents. NEAT personnel closed 61 cases during the month and continue to work diligently on the cases that remained open at the end of the month.

As always, the team appreciates the cooperative spirit of the administration and City Council, which aids in the betterment of our community. Your input and assistance are critical to the success of the program. Please contact NEAT personnel if there are any concerns.

Respectfully Submitted,



Rebecca A. Greeno
N.E.A.T.

City of Findlay

Lydia Mihalik, Mayor

N.E.A.T. DEPARTMENT
Neighborhood Enhancement and Abatement Team
318 Dorney Plaza, Room 304 • Findlay, OH 45840
Phone: 419-424-7466
www.findlayohio.com

December 14, 2017

REVISED

City Council
City of Findlay, Ohio

RE: Departmental Activity


This report will serve as a summary of activities for the Neighborhood Enhancement and Abatement Team (NEAT) during the month of November 2017.

NEW CASES RECEIVED	MONTH	YEAR TO DATE
Dilapidated Structures	3	24
Weeds	4	360
Junk on Premises	12	354
Junk Vehicles	19	352
Minor Maintenance	0	8
Miscellaneous	10	72
Overgrowth	0	37
Right of Way	0	1
Sidewalk	0	0
Trash	7	151

The NEAT staff works diligently with property owners and tenants to achieve compliance on all cases reported. New complaints received in November totaled 55 of which 6 were invalid. Of the remaining 49 issues reported, 32 properties were involved with 9 of the owners being non-residents. NEAT personnel closed 61 cases during the month and continue to work diligently on the cases that remained open at the end of the month.

As always, the team appreciates the cooperative spirit of the administration and City Council, which aids in the betterment of our community. Your input and assistance are critical to the success of the program. Please contact NEAT personnel if there are any concerns.

Respectfully Submitted,



Rebecca A. Greeno
N.E.A.T.

COMMITTEE REPORT THE CITY COUNCIL OF THE CITY OF FINDLAY, OHIO

The **STRATEGIC PLANNING COMMITTEE** to whom was referred a request to discuss year one (1) goals and expectations.

We recommend:

- Strategic Planning Committee meetings will be held on the first Tuesday of every month at 7:00AM in the 3rd Floor Conference Room of the Municipal Building. Next meeting will be Feb. 6.
- Each Ward Council person is asked to hold at least one (1) public meeting in their Ward prior to the end of June of each year.
 - Councilpersons are encouraged to engage the Administration to ask for assistance from Ccity employees.
 - One or more of the At-Large Council persons will attend each ward meeting.
 - Guidelines will be provided to Ward Council persons to assist with meetings.
 - Council persons are encouraged to ask for assistance from others to facilitate meetings if necessary.
- Timeline for Strategic Planning:
 - At the July Committee meeting, information gathered at the public meetings and submitted by the Ward Council persons will be considered and discussed.
 - At the August Committee meeting, the Mayor will submit requests and plans from the Administration.
 - By the second Council meeting of September, the Strategic Planning Committee will have submitted the Strategic Plan to Council for consideration and adoption.
- The Auditor will provide examples of best practices to the Committee for review.
- The Mayor will provide examples of Strategic Plans from other cities that can be used as a guide for Findlay's plan.

Aye Nay _____
Jeff Wobser, Chairman

Aye Nay _____
Dennis Hellmann

Aye Nay _____
Dina Ostrander

Aye Nay _____
Grant Russel

Aye Nay _____
Tom Shindledecker

LEGISLATION: _____

DATE: January 4, 2018
COMMITTEE: STRATEGIC PLANNING

COMMITTEE REPORT

THE CITY COUNCIL OF THE CITY OF FINDLAY, OHIO

The **APPROPRIATIONS COMMITTEE** to whom was referred a request to discuss the Administrative financial summary.

We recommend

Continued discussions on financial topics of interest ~~to~~ to City Council & Administration

Aye Nay

Grant Russel
Grant Russel, Chairman *move*

Aye Nay

John Harrington
John Harrington *second*

Aye Nay

Dina Ostrander
Dina Ostrander

Aye Nay

Tom Shindlecker
Tom Shindlecker

Aye Nay

Jeff Wobser
Jeff Wobser

APPROPRIATIONS COMMITTEE

DATE: January 9, 2018

LEGISLATION _____

COMMITTEE REPORT


THE CITY COUNCIL OF THE CITY OF FINDLAY, OHIO


The **PLANNING & ZONING COMMITTEE** to whom was referred a request from Brad Brolex, Brolex Builders on behalf of current owners Roger and Rose Altman, to rezone 632 Davis Street from R2 Single Family, Medium Density to R4 Duplex/Triplex, High Density.

This was tabled during the December 14, 2017 Planning & Zoning Committee meeting.

We recommend APPROVAL AS PROPOSED

PUBLIC HEARING:

Aye Nay 
John Harrington, Chairman

Aye Nay  SECOND
Dennis Hellmann

Aye Nay  MOTION
Grant Russel

Aye Nay 
Tom Shindledecker

Aye Nay ABSENT
Jim Slough

PLANNING & ZONING COMMITTEE
LEGISLATION: _____

DATED: January 11, 2018

**FINDLAY CITY COUNCIL
CARRY-OVER LEGISLATION
January 16, 2018**

ORDINANCE NO. 2018-006 (*6th Street vacation*)

AN ORDINANCE VACATING A CERTAIN PORTION OF A CERTAIN STREET (HEREINAFTER REFERED TO AS SIXTH STREET VACATION) IN THE CITY OF FINDLAY, OHIO.

second reading

City of Findlay

Office of the Director of Law

318 Dorney Plaza, Room 310
Findlay, OH 45840
Telephone: 419-429-7338 • Fax: 419-424-7245

Donald J. Rasmussen
Director of Law

JANUARY 16, 2018

THE FOLLOWING IS THE NEW LEGISLATION TO BE PRESENTED TO THE CITY COUNCIL OF THE CITY OF FINDLAY, OHIO, AT THE TUESDAY, JANUARY 16, 2018 MEETING.

RESOLUTIONS

- 003-2018 A RESOLUTION COMMENDING COUNCILMAN THOMAS KLEIN FOR THE EXCELLENCE OF HIS SERVICES TO THE CITY OF FINDLAY, OHIO.
- 004-2018 A RESOLUTION APPROVING THE EXPENDITURES MADE BY THE AUDITORS OFFICE ON THE ATTACHED LIST OF VOUCHERS WHICH EITHER EXCEED THE PURCHASE ORDER OR WERE INCURRED WITHOUT A PURCHASE ORDER EXCEEDING THE STATUTORY LIMIT OF THREE THOUSAND DOLLARS (\$3000.00) ALL IN ACCORDANCE WITH OHIO REVISED CODE 5705.41(D).
- 005-2018 A RESOLUTION COMMENDING ROBERT HOUSEHOLDER FOR THE EXCELLENCE OF HIS SERVICES TO THE CITY OF FINDLAY, OHIO

ORDINANCES

- 2018-007 AN ORDINANCE APPROPRIATING FUNDS AND DECLARING AN EMERGENCY.
- 2018-008 AN ORDINANCE APPROPRIATING AND TRANSFERRING FUNDS, AND DECLARING AN EMERGENCY.
- 2018-009 AN ORDINANCE AMENDING CHAPTER 1100 ET SEQ OF THE CODIFIED ORDINANCES OF THE CITY OF FINDLAY, OHIO, KNOWN AS THE ZONING CODE BY REZONING THE FOLLOWING DESCRIBED PROPERTY (REFERRED TO AS 632 DAVIS STREET REZONE) WHICH PREVIOUSLY WAS ZONED "R2 SINGLE FAMILY, MEDIUM DENSITY" TO "R4 DUPLEX/TRIPLEX, HIGH DENSITY".

RESOLUTION NO. 003-2018

A RESOLUTION COMMENDING COUNCILMAN THOMAS KLEIN FOR THE EXCELLENCE OF HIS SERVICES TO THE CITY OF FINDLAY, OHIO.

WHEREAS, Tom Klein, who served the City of Findlay, Ohio as Fourth Ward Councilman from January 1, 2014 to December 31, 2017, has left City Council after serving two (2) consecutive terms as a Councilmember, and;

WHEREAS, during his term on City Council, Tom served on numerous City Council Committees. He served on various Ad-Hoc Committees, the Appropriations Committee, the Downtown Findlay Improvements Committee, the Flood Mitigation Committee, and also the Parking Authority Committee. He served as Chair of the Inter-Government Relations and Legislation Review Committee. He has performed as an outstanding public servant to the citizens of Findlay and to the City of Findlay, Ohio.

NOW, THEREFORE, BE IT RESOLVED by the Council of the City of Findlay, State of Ohio:

SECTION 1: That the said Thomas Klein be and he is hereby commended for his loyal services to his City, and his fellow Councilmembers join in extending their best wishes to him upon the occasion of his Council Career coming to an end.

SECTION 2: This Resolution shall take effect and be in force from and after the earliest period provided by law.

PRESIDENT OF COUNCIL

MAYOR

PASSED _____

ATTEST _____
CLERK OF COUNCIL

APPROVED _____

RESOLUTION NO. 004-2018

A RESOLUTION APPROVING THE EXPENDITURES MADE BY THE AUDITORS OFFICE ON THE ATTACHED LIST OF VOUCHERS WHICH EITHER EXCEED THE PURCHASE ORDER OR WERE INCURRED WITHOUT A PURCHASE ORDER EXCEEDING THE STATUTORY LIMIT OF THREE THOUSAND DOLLARS (\$3000.00) ALL IN ACCORDANCE WITH OHIO REVISED CODE 5705.41(D).

WHEREAS, Ohio Revised Code 5705.41(D) provides that if expenditures are incurred by a municipality without a purchase order, within thirty (30) days, the municipality must approve said expenditures.

NOW, THEREFORE, BE IT RESOLVED by the Council of the City of Findlay, State of Ohio:

SECTION 1: That the expenditures set forth on the attached list identified as "Exhibit A" which are identified by the appropriate voucher on previously appropriated funds be and the same are hereby approved, all in accordance with Ohio Revised Code 5705.41(D)

SECTION 2: This Resolution shall take effect and be in force from and after the earliest period provided by law.

PRESIDENT OF COUNCIL

MAYOR

PASSED _____

ATTEST _____
CLERK OF COUNCIL

APPROVED _____

VENDOR	VOUCHER	ACCOUNT	DEPARTMENT NAME	AMOUNT	REASON FOR EXPENSE	WHY
ACI CONSTRUCTION COMPANY INC	178806	21022000-331400	PUBLIC BUILDINGS	27,463.00	COUNCIL CHAMBERS REMODEL	NO PO CREATED
FINDLAY MUNICIPAL COURT	178748	27047000-441400	CIT	3,480.00	COURT COSTS	NO PO CREATED
TREASURER, STATE OF OHIO EPA	178961	25072000-441000	UTILITY BILLING	21,054.00	2018 PUBLIC WATER SYSTEM LICENSE FEES	NO PO CREATED - BILLS ARRIVE PRIOR TO THE APPROVAL OF THE 2018 BUDGET. EXPENDITURES CANNOT BE CERTIFIED UNTIL PASSAGE
CUMMINS FACILITY SERVICES LLC	179283	21022000-441101	PUBLIC BUILDINGS	3,299.43	CLEANING OF MUNICIPAL BUILDING	INVOICE DATED BEFORE APPROVAL OF THE 2018 BUDGET
TREASURER, STATE OF OHIO EPA	179342	25061000-441100	WATER POLLUTION CONTROL	10,350.00	WPC ANNUAL DISCHARGE FEE	NO PO CREATED - BILLS ARRIVE PRIOR TO THE APPROVAL OF THE 2018 BUDGET. EXPENDITURES CANNOT BE CERTIFIED UNTIL PASSAGE

RESOLUTION NO. 005-2018

A RESOLUTION COMMENDING ROBERT HOUSEHOLDER FOR THE EXCELLENCE OF HIS SERVICES TO THE CITY OF FINDLAY, OHIO.

WHEREAS, Rob Householder, who served as a public servant for thirteen (13) years with the City of Findlay, as a dedicated loyal employee, retired effective December 30, 2017. Rob began his career with the Water Treatment Plant as a Relief Assistant Operator on August 23, 2004 and was promoted to a Plant Operator Class I on January 30, 2006, a position he held until his retirement, and;

WHEREAS, Rob received a letter of commendation from the then Mayor on October 28, 2004 for his assistance with the September 22, 2004 mercury spill at the Water Treatment Plant, and;

WHEREAS, Rob received his Class I Water Supply Operator certification on June 2, 2006 and his Operational certificate on August 11, 2006,

WHEREAS, during his thirteen (13) years of service, Rob has performed as an outstanding public servant in a loyal and dedicated manner to the citizens of the City of Findlay, Ohio through his responsibilities within the City of Findlay Water Treatment Department.

NOW, THEREFORE, BE IT RESOLVED by the Council of the City of Findlay, State of Ohio:

SECTION 1: That the said Robert Householder be and he is hereby commended for his long and loyal services to his City, and that this Council extends its best wishes to him upon his retirement from the City of Findlay, Ohio.

SECTION 2: This Resolution shall take effect and be in force from and after the earliest period provided by law.

PRESIDENT OF COUNCIL

MAYOR

PASSED _____

ATTEST _____
CLERK OF COUNCIL

APPROVED _____

ORDINANCE NO. 2018-007

AN ORDINANCE APPROPRIATING FUNDS AND DECLARING AN EMERGENCY.

BE IT ORDAINED by the Council of the City of Findlay, State of Ohio, two-thirds (2/3) of all members elected thereto concurring:

SECTION 1: That the following sums be and the same are hereby appropriated:

FROM:	HPD Grant	\$ 8,383.00
TO:	HPD Grant 2017 #31978200-other	\$ 8,383.00

SECTION 2: This Ordinance is hereby declared to be an emergency measure necessary for the immediate preservation of the public peace, health and safety of the inhabitants of the City of Findlay, Ohio, and for the further reason it is immediately necessary to appropriate funds so that grant funds received from through the Hancock Park District may be utilized within the Public Works Department.

WHEREFORE, this Ordinance shall take effect and be in force from and after its passage and approval by the Mayor.

PRESIDENT OF COUNCIL

MAYOR

PASSED _____

ATTEST _____
CLERK OF COUNCIL

APPROVED _____

ORDINANCE NO. 2018-008

AN ORDINANCE APPROPRIATING AND TRANSFERRING FUNDS, AND DECLARING AN EMERGENCY.

BE IT ORDAINED by the Council of the City of Findlay, State of Ohio, two-thirds (2/3) of all members elected thereto concurring:

SECTION 1: That the following sums be and the same are hereby appropriated and transferred:

FROM:	CIT Fund-Capital Improvements Restricted Account	\$ 10,000.00
TO:	Trenton Ave/W Main Cross St Curbs Replacement	\$ 10,000.00
	<i>Project No. 32876200</i>	

SECTION 2: This Ordinance is hereby declared to be an emergency measure necessary for the immediate preservation of the public peace, health and safety of the inhabitants of the City of Findlay, Ohio, and for the further reason it is immediately necessary to appropriate and transfer funds so that said project may proceed expeditiously.

WHEREFORE, this Ordinance shall take effect and be in force from and after its passage and approval by the Mayor.

PRESIDENT OF COUNCIL

MAYOR

PASSED _____

ATTEST _____
CLERK OF COUNCIL

APPROVED _____

ORDINANCE NO. 2018-009

AN ORDINANCE AMENDING CHAPTER 1100 ET SEQ OF THE CODIFIED ORDINANCES OF THE CITY OF FINDLAY, OHIO, KNOWN AS THE ZONING CODE BY REZONING THE FOLLOWING DESCRIBED PROPERTY (REFERRED TO AS 632 DAVIS STREET REZONE) WHICH PREVIOUSLY WAS ZONED "R2 SINGLE FAMILY, MEDIUM DENSITY" TO "R4 DUPLEX/TRIPLEX, HIGH DENSITY".

BE IT ORDAINED by the Council of the City of Findlay, State of Ohio:

SECTION 1: That the following described property:

Situated in the City of Findlay, County of Hancock, State of Ohio, and being Lots 7937, 7936, and 7935 in the Swing Addition.

SECTION 2: That said property above described herein be and the same is hereby rezoned from R2 Single Family, Medium Density to R4 Duplex/Triplex, High Density.

SECTION 3: That from and after the effective date of this ordinance, said property above described herein shall be subject to R4 Duplex/Triplex, High Density regulations.

SECTION 4: This Ordinance shall be in full force and effect from and after the earliest period provided by law.

PRESIDENT OF COUNCIL

MAYOR

PASSED _____

ATTEST _____
CLERK OF COUNCIL

APPROVED _____