

FINDLAY CITY COUNCIL AGENDA

REGULAR SESSION

December 20, 2016

COUNCIL CHAMBERS

ROLL CALL of 2016-2017 COUNCILMEMBERS

ACCEPTANCE/CHANGES TO PREVIOUS CITY COUNCIL MEETING MINUTES:

Acceptance or changes to the December 6, 2016 Regular Session City Council meeting minutes.

ADD-ON/REPLACEMENT/REMOVAL FROM THE AGENDA: - none.

PROCLAMATIONS: - none.

RECOGNITION/RETIREMENT RESOLUTIONS: - none.

PETITIONS: - none.

WRITTEN COMMUNICATIONS: - none.

ORAL COMMUNICATIONS:

Don Malarky – Dorney Plaza

REPORTS OF MUNICIPAL OFFICERS AND MUNICIPAL DEPARTMENTS:

Findlay Police Department Activities Report – November 2016.

City Auditor Jim Staschiak – summary financial reports

A set of summary financial reports for the prior month follows including:

- Summary of Year-To-Date Information as of November 30, 2016
- Open Projects Report as of November 30, 2016
- Cash & Investments as of November 30, 2016
- Financial Snapshot as November 30, 2016

City Auditor Jim Staschiak – year-end transfer/appropriations

The following accounts require an appropriation or a transfer for this budget year.

Appropriation Ordinance

| | |
|-------------------------------------|---------------|
| FROM: City Income Tax Fund | \$ 709,830.00 |
| TO: City Income Tax #27047000-other | \$ 709,830.00 |

REASON: based on current projections, the actual income tax collections will be more than the original estimate. The tax is allocated to CIT Capital Improvements and General Fund based on actual collections. We will be able to transfer more money than originally budgeted and need the appropriation increased by this amount in order to complete the transfer to General Fund. Also includes 2015 receipts that could not be transferred until 2016.

| | |
|---------------------------------------|--------------|
| FROM: Energy Bonds Series B #23056100 | \$ 17,192.25 |
| TO: CIT Capital Improvements | \$ 17,192.25 |

| | |
|---------------------------------------|---------|
| FROM: Energy Bonds Series A #23056000 | \$ 5.24 |
| TO: CIT Capital Improvements | \$ 5.24 |

REASON: the City had to appropriate the entire amount of the interest payment for the Energy Bonds for the 2016 debt payments. However, the Series B bonds are federally subsidized and we did receive a portion of our subsidy payment. Due to the federal mandated sequester, we did not receive the entire subsidy. Also, the amount that was due on the Series A bonds ended up being less than was shown on the amortization schedule and was originally budgeted. These transactions return the fronted appropriation to Capital Improvements.

| | |
|------------------------------|-------------|
| FROM: Police Pension Fund | \$ 7,753.47 |
| TO: Police Pension #27078000 | \$ 7,753.47 |

| | |
|----------------------------|-------------|
| FROM: Fire Pension Fund | \$ 7,753.47 |
| TO: Fire Pension #27079000 | \$ 7,753.47 |

REASON: a portion of the amount received from the assorted property taxes from the county tax settlements is deposited into Police and Fire Pension Funds by law. The cash balance is then transferred to the General Fund at the end of the year. Although the revenue budgets for 2016 were estimated very closely for the transfer into the General Fund, the transfers out of these funds were budgeted low. The County revises their revenue estimates after adoption of our annual appropriation ordinance, and in order to avoid potentially over-budgeting the fund on the certificate filing, the transfer out is budgeted lower than expected.

FROM: Cemetery Trust Fund \$ 5,652.73
TO: Cemetery Trust #27086000-other \$ 5,652.73

REASON: the amount of interest earned on the Cemetery Trust investment has come in higher than the original budgeted estimate. This appropriation allows for the total amount of interest earned to be transferred to the General Fund.

FROM: Severance Payout Reserve Fund \$ 50,000.00
TO: Severance Payout Reserve #22090000-personal services \$ 50,000.00

REASON: the retirement settlements for 2016 will exceed the currently appropriated amount for the year by approximately \$50,000.00. This appropriation allows the retirement settlements to be made.

FROM: General Fund \$ 200,000.00
TO: Self Insurance Fund \$ 200,000.00

REASON: the Self Insurance Fund earns interest that is supposed to pay for the expenses related to the fund; however, the expenses are larger than what we are able to earn as interest. In order to pay the expenses of this fund, we have had to use part of the principal of the fund. This fund should always have an ending fund balance of at least \$1 million. The appropriation above allows for this to occur.

Legislation to adopt on an emergency for the above listed items is requested. Ordinance No. 2016-118 was created.

Findlay W.O.R.C. Financial Analysis Report – January 1, 2016 through November 30, 2016.

Findlay Municipal Court Activities Report – November 2016.

Board of Zoning Appeals Minutes – October 13, 2016.

City Auditor Jim Staschiak – Tyler Cashiering System

There is a need at the Recreation Department to keep up with the continual updates to the MUNIS financial system and to address an identified need to move forward on a point of sale solution to receipting the daily cash sales. The Account Receivables Department has determined that the Tyler Cashiering System is the best solution for moving forward. Once fully implemented, the system will allow for seamless integration of the City's current financial system by entering the sales receipts directly to the City's inventory tracking. This solution is long overdue and addresses many of the management comments made by the State Audit staff as part of the City's 2015 (and prior) audit process. The department is budgeted to have revenues of \$660,000 in 2017.

Using the updated Tyler Cashiering System to address the financial processes of this department will go far to solve many of the City's reoccurring challenges going back several years. There are funds remaining in an existing project as part of the system migration to the current platform. Legislation transfer funds is requested. Resolution No. 042-2016 was created.

FROM: HP3000 Migration #31926300 \$ 38,500.00
TO: Tyler Cashiering Implementation #31966700 \$ 38,500.00

Findlay Fire Department Activities Report – November 2016.

COMMITTEE REPORTS: - none.

LEGISLATION:

RESOLUTIONS

RESOLUTION NO. 042-2016 (Tyler Cashiering System)

first reading

A RESOLUTION TRANSFERRING FUNDS WITHIN APPROPRIATED FUNDS, AND DECLARING AN EMERGENCY.

ORDINANCES

ORDINANCE NO. 2016-112 (516, 518, 518 ½ Liberty St rezone)

third reading

AN ORDINANCE AMENDING CHAPTER 1100 ET SEQ OF THE CODIFIED ORDINANCES OF THE CITY OF FINDLAY, OHIO, KNOWN AS THE ZONING CODE BY REZONING THE FOLLOWING DESCRIBED PROPERTY (REFERRED TO AS 516, 518, 518 ½ LIBERTY STREET REZONE) WHICH PREVIOUSLY WAS ZONED "R3 SINGLE FAMILY HIGH DENSITY" TO "R4 DUPLEX/TRI-PLEX HIGH DENSITY".

ORDINANCE NO. 2016-113 (15110 Flag City Dr rezone)

third reading

AN ORDINANCE AMENDING CHAPTER 1100 ET SEQ OF THE CODIFIED ORDINANCES OF THE CITY OF FINDLAY, OHIO, KNOWN AS THE ZONING CODE BY REZONING THE FOLLOWING DESCRIBED PROPERTY (REFERRED TO AS 15110 FLAG CITY DRIVE REZONE) WHICH PREVIOUSLY WAS ZONED "R1 SINGLE FAMILY LOW DENSITY" TO "C2 GENERAL COMMERCIAL".

ORDINANCE NO. 2016-114 (*zoning fees*)

third reading

AN ORDINANCE APPROVING AN UPDATED SCHEDULE OF FEES PURSUANT TO 1169.01 OF THE CODIFIED ORDINANCES OF THE CITY OF FINDLAY, OHIO.

ORDINANCE NO. 2016-116 (*emergency management services contract renewal*)

second reading

AN ORDINANCE AUTHORIZING THE MAYOR AND THE DIRECTOR OF PUBLIC SERVICE-SAFETY OF THE CITY OF FINDLAY, OHIO, TO ENTER INTO A CONTRACT WITH HANCOCK COUNTY EMERGENCY MANAGEMENT AGENCY TO DEVELOP AN EMERGENCY OPERATION PLAN THAT WILL ENCOMPASS ALL POLITICAL SUBDIVISIONS OF HANCOCK COUNTY, PURSUE A PROFESSIONAL DEVELOPMENT TRAINING PROGRAM, AND COORDINATE THE EMERGENCY MANAGEMENT ACTIVITIES OF ALL THE POLITICAL SUBDIVISIONS ACCORDING TO THE DUTIES AND REQUIREMENTS OF SECTION 5502.27 OF THE OHIO REVISED CODE, AND DECLARING AN EMERGENCY.

ORDINANCE NO. 2016-117 (*CIT funds - re-allocation (amend 2016-003)*)

second reading

AN ORDINANCE AMENDING CODIFIED ORDINANCE NO. 2016-003 OF THE CITY OF FINDLAY, OHIO, AND DECLARING AN EMERGENCY.

ORDINANCE NO. 2016-118 (*year-end appropriations*)

first reading

AN ORDINANCE APPROPRIATING FUNDS AND DECLARING AN EMERGENCY.

UNFINISHED BUSINESS:

OLD BUSINESS

NEW BUSINESS

City of Findlay

Lydia Mihalik, Mayor

POLICE DEPARTMENT

Gregory R. Horne, Chief of Police

318 Dorney Plaza, Room 207 • Findlay, OH 45840

Phone: 419-424-7194 • Fax: 419-424-7296


www.findlayohio.com

December 2, 2016

Honorable Council:

Attached are the Findlay Police Department activity stats for November 2016.

Sincerely,



Gregory R. Horne
Chief of Police

Findlay Police Department
Monthly Activities Report - 2016

| Category | 2016 | | JAN | FEB | MAR | APR | MAY | JUN | JUL | AUG | SEP | OCT | NOV | DEC |
|---------------------------|-------|-----|-------|-------|-------|-------|-------|-------|-------|-------|-------|-------|-------|-------|
| | Total | Avg | Total | Total | Total | Total | Total | Total | Total | Total | Total | Total | Total | Total |
| Detective Division | | | | | | | | | | | | | | |
| City (Law Director) | 1,217 | 111 | 100 | 91 | 110 | 101 | 117 | 86 | 106 | 144 | 124 | 129 | 109 | |
| County | 426 | 39 | 42 | 36 | 28 | 57 | 39 | 26 | 46 | 44 | 36 | 29 | 43 | |
| Juvenile | 243 | 22 | 26 | 16 | 24 | 27 | 38 | 16 | 25 | 9 | 15 | 32 | 15 | |

| | | | | | | | | | | | | | | |
|-------------------------------|-----|----|----|----|----|----|----|----|----|----|----|----|----|--|
| Vice Narcotics/Metrich | | | | | | | | | | | | | | |
| Narcotics Investigations | 264 | 24 | 19 | 29 | 29 | 24 | 20 | 19 | 27 | 21 | 19 | 23 | 34 | |
| Felony | | | | | | | | | | | | | | |
| Arrests | 131 | 12 | 8 | 11 | 14 | 20 | 8 | 7 | 10 | 15 | 16 | 11 | 11 | |
| Charges | 231 | 21 | 13 | 24 | 31 | 38 | 11 | 11 | 13 | 25 | 30 | 18 | 17 | |
| Misdemeanor | | | | | | | | | | | | | | |
| Arrests | 12 | 1 | 1 | | | 4 | | 1 | 3 | | 3 | | | |
| Charges | | | | | | 6 | | | | | 4 | | | |
| Drug Talks | 4 | 1 | 1 | | | | 1 | | | 1 | 1 | | | |

| | | | | | | | | | | | | | | |
|-------------------------------|--------|-------|------|------|-------|-----|-------|-------|-------|-------|-------|-------|-----|--|
| Patrol Division | | | | | | | | | | | | | | |
| Traffic Stops | 6,929 | 630 | 583 | 607 | 672 | 473 | 582 | 534 | 619 | 754 | 816 | 755 | 534 | |
| Citations | 4,004 | 364 | 304 | 424 | 285 | 229 | 321 | 405 | 324 | 359 | 422 | 557 | 374 | |
| OVI | 100 | 9 | 10 | 6 | 14 | 8 | 9 | 8 | 8 | 9 | 13 | 5 | 10 | |
| Accidents | | | | | | | | | | | | | | |
| Non-Injury | 819 | 74 | 59 | 66 | 58 | 80 | 56 | 79 | 75 | 74 | 91 | 103 | 78 | |
| Injury | 144 | 13 | 14 | 17 | 7 | 5 | 9 | 16 | 10 | 13 | 18 | 15 | 20 | |
| Complaints | | | | | | | | | | | | | | |
| Criminal Damaging / Vandalism | 277 | 25 | 34 | 12 | 36 | 21 | 28 | 33 | 24 | 23 | 33 | 17 | 16 | |
| Theft / Fraud / Shoplifting | 1,114 | 101 | 113 | 81 | 83 | 94 | 100 | 120 | 107 | 98 | 117 | 104 | 97 | |
| Motor Vehicle Theft | 41 | 4 | 6 | 2 | 4 | 1 | 5 | 3 | 4 | 4 | 5 | 3 | 4 | |
| Unlawful Entry | 217 | 20 | 28 | 13 | 19 | 13 | 8 | 25 | 24 | 25 | 31 | 13 | 18 | |
| Domestic Dispute | 731 | 66 | 60 | 60 | 64 | 66 | 70 | 85 | 86 | 71 | 54 | 70 | 45 | |
| Assault | 183 | 17 | 8 | 15 | 22 | 13 | 13 | 14 | 18 | 30 | 19 | 23 | 8 | |
| Sex Offense | 83 | 8 | 7 | 8 | 14 | 12 | 5 | 7 | 6 | 7 | 4 | 8 | 5 | |
| Alcohol/Drug | 433 | 39 | 35 | 25 | 43 | 30 | 48 | 32 | 36 | 44 | 42 | 51 | 47 | |
| Warrants Served | 838 | 76 | 76 | 53 | 89 | 61 | 82 | 70 | 92 | 90 | 64 | 77 | 84 | |
| Arrests | 1,871 | 170 | 166 | 110 | 194 | 155 | 182 | 143 | 199 | 205 | 158 | 187 | 172 | |
| Reports Generated | 12,263 | 1,115 | 1108 | 1045 | 1,137 | 939 | 1,103 | 1,103 | 1,165 | 1,232 | 1,266 | 1,201 | 964 | |
| School Walk Through | 781 | 78 | 95 | 105 | 81 | 102 | 90 | | | 62 | 84 | 95 | 67 | |

| | | | | | | | | | | | | | | |
|--------------------------------|-------|-----|----|----|-----|----|-----|-----|-----|-----|-----|-----|-----|--|
| Special Assignment Unit | | | | | | | | | | | | | | |
| Events | 1,244 | 113 | 90 | 91 | 112 | 58 | 129 | 125 | 125 | 156 | 135 | 118 | 105 | |
| Arrests | 124 | 11 | 16 | 16 | 22 | 13 | 27 | 2 | 8 | 5 | 5 | 6 | 4 | |
| Traffic Citations | 669 | 61 | 33 | 58 | 58 | 24 | 68 | 76 | 69 | 94 | 78 | 68 | 43 | |
| Traffic Warning | 228 | 21 | 34 | 20 | 30 | 14 | 18 | 10 | 16 | 31 | 17 | 15 | 23 | |
| OVI | 8 | 1 | | 1 | 1 | | 1 | 1 | | 1 | 2 | 1 | | |
| Minor Misdemeanor Citations | 46 | 4 | 2 | 1 | 3 | 1 | 4 | 5 | 5 | 5 | 10 | 5 | 5 | |
| Warrants Served | 175 | 16 | 17 | 12 | 11 | 10 | 22 | 12 | 20 | 20 | 12 | 21 | 18 | |
| Summons Served | 61 | 6 | 4 | 5 | 5 | | 3 | 15 | 6 | 5 | 9 | | 9 | |
| Alcohol / Drug Offenses | 112 | 10 | 5 | 6 | 6 | 7 | 14 | 11 | 10 | 10 | 19 | 13 | 11 | |
| Weapons Offenses | 1 | 0 | | | | | | 1 | | | | | | |
| Cases referred for Charges | 44 | 4 | 3 | 1 | 4 | 1 | 6 | 2 | 6 | 4 | 4 | 4 | 9 | |
| Surveillance Details | 59 | 6 | 5 | 3 | 2 | | 11 | 13 | 6 | 4 | 9 | 2 | 4 | |
| Assists to other PD Divisions | 138 | 13 | 9 | 12 | 4 | 6 | 2 | 17 | 7 | 16 | 33 | 18 | 14 | |

| | | | | | | | | | | | | | | |
|-------------------------|-------|-----|-----|-----|-------|-----|-----|-----|-----|-----|-----|-----|-----|--|
| Municipal Court | | | | | | | | | | | | | | |
| Papers Processed | 2,816 | 256 | 213 | 201 | 298 | 227 | 276 | 201 | 236 | 309 | 266 | 255 | 334 | |
| Paper Service Hours | 1,262 | 115 | 108 | 123 | 134 | 97 | 103 | 104 | 82 | 139 | 123 | 127 | 122 | |
| Security Hours | 399 | 36 | 52 | 35 | 39 | 33 | 39 | 20 | 36 | 45 | 32 | 42 | 26 | |
| Prisoners To/From Court | 29 | 3 | 2 | 2 | 2 | 2 | 2 | | 1 | 9 | 7 | | 2 | |
| Miles Driven | 9,038 | 822 | 915 | 835 | 1,134 | 761 | 963 | 721 | 801 | 910 | 610 | 587 | 801 | |
| Summons | 776 | 71 | 49 | 41 | 45 | 62 | 84 | 85 | 62 | 73 | 78 | 71 | 126 | |
| Overtime Hours | 18.0 | 1.8 | 1.0 | 2.0 | 1.5 | 3.0 | 1.5 | 1 | 2.0 | 3.0 | 2.0 | | 1.0 | |



AUDITOR'S OFFICE

318 Dorney Plaza, Room 313
Findlay, OH 45840-3346
Telephone: 419-424-7101 • Fax: 419-424-7866
www.findlayohio.com

JIM STASCHIAK II
CITY AUDITOR

Friday, December 02, 2016

The Honorable Council
Findlay, Ohio

Council Members,

A set of summary financial reports for the prior month include:

Summary of Year-To-Date Information as of November 30, 2016
Financial Snapshot for General Fund as of November 30, 2016
Open Projects Report as of November 30, 2016
Cash & Investments as of November 30, 2016

Respectfully Submitted,

A handwritten signature in blue ink, appearing to read "Jim Staschiak II", is written over a light blue horizontal line.

Jim Staschiak II
City Auditor

CITY OF FINDLAY
SUMMARY OF YEAR-TO-DATE INFORMATION AS OF NOVEMBER 30, 2016

| | EXPENDITURE BUDGET | Y-T-D EXPENSED | Y-T-D % | ANNUAL REVENUE BUDGET | Y-T-D RECEIVED | Y-T-D % |
|---------------------------|-------------------------------|---------------------------|--------------------|--------------------------------------|---------------------------|--------------------|
| COUNCIL | 154,337 | 137,240 | | 3,350 | 3,227 | |
| MAYOR'S OFFICE | 278,269 | 204,480 | | 5,000 | 3,985 | |
| AUDITOR'S OFFICE | 637,996 | 510,216 | | 383,364 | 383,702 | |
| TREASURER'S OFFICE | 14,471 | 12,660 | | - | - | |
| LAW DIRECTOR | 616,217 | 511,082 | | 115,000 | 105,779 | |
| MUNICIPAL COURT | 1,906,877 | 1,354,989 | | 1,409,600 | 1,284,866 | |
| CIVIL SERVICE OFFICE | 126,275 | 88,477 | | 24,000 | 47,398 | |
| PLANNING & ZONING | 152,719 | 146,513 | | - | - | |
| COMPUTER SERVICES | 333,002 | 257,370 | | 337,902 | 339,118 | |
| GENERAL EXPENSE | 4,812,172 | 4,228,258 | | - | - | |
| GENERAL REVENUE | - | - | | 22,626,548 | 21,608,594 | |
| POLICE DEPARTMENT | 7,480,737 | 5,861,142 | | 719,726 | 460,678 | |
| DISASTER SERVICES | 52,672 | 48,335 | | - | 127 | |
| FIRE DEPARTMENT | 7,499,270 | 5,916,714 | | 331,515 | 100,691 | |
| DISPATCH CENTER | 1,063,665 | 792,723 | | - | - | |
| N.E.A.T. | 106,993 | 74,184 | | 3,000 | 947 | |
| HUMAN RESOURCES | 154,378 | 122,377 | | - | 105 | |
| W.O.R.C. | 355,280 | 306,863 | | 105,220 | 61,939 | |
| SERVICE SAFETY DIRECTOR | 248,496 | 188,076 | | - | - | |
| ENGINEERING OFFICE | 769,517 | 586,878 | | 105,100 | 116,251 | |
| PUBLIC BUILDING | 390,944 | 257,821 | | 35,800 | 42,719 | |
| HEALTH DEPARTMENT | 234 | 147 | | - | 36,935 | |
| ZONING | 174,293 | 93,575 | | 57,250 | 55,010 | |
| PARK MAINTENANCE | 769,644 | 602,521 | | 213,925 | 199,912 | |
| RESERVOIR RECREATION | 5,217 | 2,771 | | - | - | |
| RECREATION MAINTENANCE | 140,500 | 116,449 | | - | - | |
| RECREATION FUNCTIONS | 941,431 | 699,110 | | 786,200 | 610,549 | |
| CEMETERY DEPARTMENT | 412,885 | 332,262 | | 187,000 | 171,637 | |
| TOTAL GENERAL FUND | 29,598,491 | 23,453,231 | 79.2% | 27,449,500 | 25,634,168 | 93.4% |

CONTINUED ON REVERSE

| | EXPENDITURE BUDGET | Y-T-D EXPENSED | Y-T-D % | ANNUAL REVENUE BUDGET | Y-T-D RECEIVED | Y-T-D % |
|------------------------------------|-------------------------------|---------------------------|--------------------|--------------------------------------|---------------------------|--------------------|
| SCM&R STREETS | 3,069,828 | 2,353,507 | | 3,004,312 | 2,845,526 | |
| TRAFFIC-SIGNALS | 555,797 | 477,723 | | 149,000 | 154,375 | |
| TOTAL SCM&R FUND | 3,625,625 | 2,831,230 | 78.1% | 3,153,312 | 2,999,901 | 95.1% |
| SCM&R HIWAYS | 178,212 | 30,625 | | 138,990 | 126,943 | |
| TOTAL SCM&R HIWAYS FUND | 178,212 | 30,625 | 17.2% | 138,990 | 126,943 | 91.3% |
| AIRPORT OPERATIONS | 1,167,688 | 809,980 | | 947,390 | 782,300 | |
| TOTAL AIRPORT FUND | 1,167,688 | 809,980 | 69.4% | 947,390 | 782,300 | 82.6% |
| WATER TREATMENT | 2,221,311 | 1,787,696 | | 18,000 | 44,372 | |
| WATER DISTRIBUTION | 1,837,440 | 1,420,616 | | 55,400 | 92,549 | |
| UTILITY BILLING | 1,138,230 | 834,876 | | 8,063,994 | 7,839,013 | |
| SUPPLY RESERVOIR | 491,805 | 331,623 | | 23,083 | 6,500 | |
| TOTAL WATER FUND | 5,688,786 | 4,374,812 | 76.9% | 8,160,477 | 7,982,434 | 97.8% |
| SANITARY SEWER MAINT | 1,083,828 | 706,309 | | 300 | 21,013 | |
| STORMWATER MAINT | 266,386 | 172,726 | | 770,440 | 706,781 | |
| WATER POLLUTION CONTROL | 3,259,640 | 2,691,509 | | 8,801,140 | 8,377,245 | |
| TOTAL SEWER FUND | 4,609,854 | 3,570,544 | 77.5% | 9,571,880 | 9,105,039 | 95.1% |
| PARKING | 103,389 | 79,935 | | 80,900 | 66,279 | |
| TOTAL PARKING FUND | 103,389 | 79,935 | 77.3% | 80,900 | 66,279 | 81.9% |
| SWIMMING POOL | 84,655 | 74,065 | | 75,000 | 75,020 | |
| TOTAL SWIMMING POOL FUND | 84,655 | 74,065 | 87.5% | 75,000 | 75,020 | 100.0% |
| CIT ADMINISTRATION | 20,087,190 | 18,560,852 | | 24,557,000 | 23,510,612 | |
| TOTAL CIT FUND | 20,087,190 | 18,560,852 | 92.4% | 24,557,000 | 23,510,612 | 95.7% |

SNAPSHOT \$ FINANCIAL: GENERAL FUND

2016

Revenues/Expenditures & Key Balances Snapshot as of :

Projected

11/30/2016

GENERAL FUND REVENUES & EXPENSES

Prior Year Ending Cash Balance – Unappropriated \$ 11,849,376

Revenue and Receipts Projection General Fund \$ 29,942,609

Expenses Appropriated General Fund (assumes \$0.00 returned by departments) \$ (31,734,852)

OPERATIONAL SURPLUS/(DEFICIT) (\$1,792,242)

PROJECTED UNENCUMBERED YEAR END GF CASH BALANCE

\$ 10,057,133

FINANCIAL POLICY AMOUNTS

| | Minimum | Proj. Balance | Over/(Short) |
|--|--------------|---------------|--------------|
| Minimum Reserve Balance GF (Resolution 002-2014 16.7% of Budget Expenses) | \$ 4,458,466 | \$ 10,057,133 | \$5,598,667 |
| GF Rainy Day Reserve Account #10000000-818002 (up to 5% prior year revenues) | \$ 1,000,000 | \$ 1,000,000 | \$0 |
| Self Insurance Fund #6060 | \$ 1,000,000 | \$ 809,156 | (\$190,844) |

AMOUNT ABOVE FISCAL CAUTION

\$ 7,378,467

MONITORING INTANGIBLE / ANTICIPATED ITEMS

LIKELY

POSSIBLE

GENERAL FUND

Revenue Differential + / (-)

Expense Differential + / (-)

Fund Subsidies + / (-)

Unbudgeted Projects

PROJECTED LIKELY YEAR END GF CASH BALANCE (excludes rainy day reserve)

2016

\$ 10,057,133

CITY OF FINDLAY
OPEN PROJECTS AS OF NOVEMBER 30, 2016

| PROJECT NUMBER | PROJECT NAME | TOTAL | TOTAL | TOTAL | CURRENTLY |
|-------------------|--------------------------------------|-------------------|-------------------|-----------------|-----------|
| | | APPROPRIATED | EXPENSED | PENDING | AVAILABLE |
| | | INCEPTION TO DATE | INCEPTION TO DATE | PURCHASE ORDERS | TO SPEND |
| 31926300 | HP 3000 MIGRATION | 1,020,650 | 979,369 | 40,223 | 1,057 |
| 31940200 | MUNI BLDG WINDOWS | 388,000 | 355,576 | - | 32,424 |
| 31942400 | DOWNTOWN REVITALIZATION | 940,000 | 782,229 | 132,361 | 25,409 |
| 31948000 | OHIO 629 - MCLANE | 637,345 | 516,637 | - | 120,708 |
| 31948200 | OHIO 629 - MARATHON | 250,000 | - | - | 250,000 |
| 31949800 | MUNI COURT EXPANSION | 550,000 | 245,108 | 242,900 | 61,992 |
| 31950800 | MUNI BLDG NETWORK REWIRING | 140,000 | 24,943 | 77,400 | 37,657 |
| 31951500 | FFD 2 APPROACH REPLACEMENT | 8,650 | 6,934 | 600 | 1,116 |
| 31951800 | SWALE BALL FIELD IMPROVEMENTS | 20,000 | 18,255 | - | 1,745 |
| 31952600 | SPRUCE DRIVE LANDSCAPE REHAB | 62,000 | 44,480 | - | 17,520 |
| 31953100 | COMPUTER SERVICES FIRE SUPPRESSION | 28,450 | 26,500 | - | 1,950 |
| 31953200 | MANLEY BLDG IMPROVEMENTS | 68,000 | 66,775 | 1,216 | 9 |
| 31954800 | BLANCHARD RIVER SEDIMENT REMOVAL | 14,750 | 7,476 | 2,500 | 4,774 |
| 31960100 | CITY FIBER LOOP INSTALLATION | 150,000 | 31,738 | 46,816 | 71,446 |
| 31960400 | 2016 FFD #1 IMPROVEMENTS | 61,000 | 49,968 | 689 | 10,343 |
| 31960700 | 2016 FIRE STATIONS EXT LIGHTING | 8,000 | 6,730 | 1,270 | - |
| 31961000 | FFD #3 CONCRETE REPLACEMENT | 9,500 | 9,355 | - | 145 |
| 31961300 | 2016 GIS UPGRADES | 10,000 | - | - | 10,000 |
| 31961600 | 2016 RIVERSIDE PARK LIGHTING | 18,000 | 17,217 | - | 783 |
| 31961700 | WOOD SHOP ROOF REPLACEMENT | 20,000 | - | - | 20,000 |
| 31961900 | 2016 EMORY ADAMS IMPROVEMENTS | 20,000 | 13,401 | 1,731 | 4,868 |
| 31962100 | RIVERSIDE PARKING & TENNIS COURTS | 25,000 | 9,808 | 12,300 | 2,892 |
| 31962700 | 2016 RAWSON PARK IMPROVEMENTS | 10,000 | 7,558 | 865 | 1,577 |
| 31962800 | 2016 SWALE PARK IMPROVEMENTS | 25,000 | 23,965 | 865 | 170 |
| 31962900 | CUBE ICE EXPANSION FEASIBILITY STUDY | 25,000 | - | - | 25,000 |
| 31963300 | CUBE FURNACE SYSTEM | 50,000 | 10,500 | - | 39,500 |
| 31963500 | 2016 CEMETERY ROAD RECONSTRUCTION | 20,000 | - | - | 20,000 |
| 31963900 | 2016 CUBE IMPROVEMENTS | 30,000 | 30,000 | - | - |
| 31964100 | 2016 CEMETERY FOUNDATIONS | 15,000 | 2,601 | 2,399 | 10,000 |

| PROJECT NUMBER | PROJECT NAME | TOTAL | TOTAL | TOTAL | CURRENTLY |
|--------------------------------|-----------------------------------|-------------------|-------------------|-----------------|------------------|
| | | APPROPRIATED | EXPENSED | PENDING | AVAILABLE |
| | | INCEPTION TO DATE | INCEPTION TO DATE | PURCHASE ORDERS | TO SPEND |
| 31964300 | 2016 CEMETERY LIGHTING | 5,000 | - | - | 5,000 |
| 31964700 | 2016 STREET DEPT LIGHTING | 20,000 | - | 6,450 | 13,550 |
| 31964800 | DORNEY PLAZA REVITALIZATION | 35,000 | 3,200 | 25,000 | 6,800 |
| 31965000 | VOIP PHONE SYSTEM | 65,000 | - | - | 65,000 |
| 31965400 | PORTABABLE RADIO REPLACE PD | 388,704 | 377,356 | - | 11,348 |
| 31965800 | SILT COLLECTOR @ RESERVOIR | 355,000 | 329,944 | 15,271 | 9,785 |
| 31966300 | FFD #3 ROOF REPLACEMENT | 40,000 | 37,245 | - | 2,755 |
| 31980800 | ORC PD REQUIRED TRAINING | 29,320 | 24,133 | - | 5,187 |
| GENERAL FUND PROJECTS | | 5,562,369 | 4,059,001 | 610,857 | 892,511 |
| 32542200 | DALZELL DITCH CLEANING | 20,000 | - | - | 20,000 |
| 32542300 | OIL DITCH CLEANING | 20,000 | - | - | 20,000 |
| 32542700 | W HARDIN SEWER SEPARATION | 220,000 | 6,696 | 143,972 | 69,332 |
| 32549500 | HOWARD RUN DITCH CLEANING | 2,000 | - | 750 | 1,250 |
| 32556000 | B4 & B6 SEWER SEPARATION PH 1 | 20,000 | 11,410 | 7,540 | 1,050 |
| 32556200 | CENTRAL & DAYTON SEWER SEPARATION | 20,000 | 13,597 | 2,200 | 4,203 |
| 32561500 | 2016 ANNUAL DITCH MAINTENANCE | 25,000 | - | - | 25,000 |
| 32563600 | MCMANNES/MCCONNELL SWR SEP | 20,000 | 2,500 | 1,700 | 15,800 |
| 32566300 | STORMWATER MGT PLAN MS4 | 142,970 | 124,615 | 130 | 18,225 |
| 32593600 | FOSTORIA AVE DRAINAGE PH 2 | 535,000 | 305,069 | 133,888 | 96,043 |
| 32840800 | LIMA/S WEST INTERSECTION | 110,000 | 67,144 | 25,510 | 17,346 |
| 32842500 | BLANCHARD/6TH TRAN ALT PLAN | 25,000 | 9,500 | - | 15,500 |
| 32847600 | ODOT FY16 RESURFACING | 701,000 | 632,091 | - | 68,909 |
| 32850200 | W SANDUSKY/S WEST INTERSECTION | 100,000 | 61,178 | 23,960 | 14,862 |
| 32850400 | W LINCOLN/S WEST INTERSECTION | 100,000 | 60,277 | 24,005 | 15,718 |
| 32850500 | CENTER/MCMANNES INTERSECTION | 100,000 | 80,117 | 2,760 | 17,123 |
| 32852700 | W SANDUSKY/WESTERN AVENUE | 190,000 | 589 | - | 189,411 |
| 32852800 | E SANDUSKY/BLANCHARD INTERSECTION | 20,000 | - | - | 20,000 |
| 32852900 | LIMA/WESTERN INTERSECION | 185,000 | 3,434 | 47,049 | 134,517 |
| 32860200 | ODOT CR 99 BRIDGE STUDY | 50,000 | 50,000 | - | - |
| 32860600 | ODOT FY17 RESURFACING | 1,000 | - | - | 1,000 |
| 32861200 | 2016 RESURFACING | 1,210,000 | 1,177,914 | - | 32,086 |
| 32862500 | 2016 STREET PREV MAINT PROGRAM | 450,000 | 418,327 | 24,104 | 7,569 |
| 32863400 | W BIGELOW/NORTHGATE INTERSECTION | 125,000 | 2,228 | - | 122,772 |
| 32863700 | TIFFIN TRAFFIC POLES PH 1 | 75,000 | 924 | - | 74,076 |
| 32864000 | 6TH @ HANCO SIGNAL UPGRADE | 35,000 | 31,413 | - | 3,587 |
| 32864500 | MAIN ST ALLEY RECONSTRUCTION | 447,000 | 50,538 | 17,404 | 379,058 |
| 32864600 | CR212/CR236 WIDENING | 55,000 | 7,065 | 43,260 | 4,675 |
| SCM&R FUND PROJECTS | | 5,003,970 | 3,116,625 | 498,233 | 1,389,112 |

| PROJECT NUMBER | PROJECT NAME | TOTAL | TOTAL | TOTAL | CURRENTLY |
|-------------------|------------------------------------|-----------------------------------|-------------------------------|----------------------------|-----------------------|
| | | APPROPRIATED INCEPTION TO DATE | EXPENSED INCEPTION TO DATE | PENDING PURCHASE ORDERS | AVAILABLE TO SPEND |
| 35250600 | AIRPORT DRAINAGE IMPROVEMENTS | 10,000 | - | - | 10,000 |
| 35264900 | AIP-26 RUNWAY REHAB | 2,000 | 571 | - | 1,429 |
| | AIRPORT FUND PROJECTS | 12,000 | 571 | - | 11,429 |
| 35602900 | WPC INFLUENT PUMPS | 335,000 | 275,554 | - | 59,446 |
| 35620900 | WPC BAR SCREENS FOR OXID DITCHES | 3,107,500 | 2,726,652 | - | 380,848 |
| 35641900 | BRANDMAN SEWER & CSO | 200,000 | 8,927 | 142,450 | 48,623 |
| 35649300 | I75 SANITARY SEWER RELOCATION | 340,000 | 10,183 | 291,534 | 38,283 |
| 35654000 | SEWER MAINT COLD STORAGE BLDG | 185,000 | 109,437 | 70,714 | 4,850 |
| 35660500 | 2016 SEWER LINING | 410,000 | 371,509 | - | 38,491 |
| 35660800 | 2016 SEWER CLEANING LG DIAMETER | 10,000 | - | - | 10,000 |
| 35661100 | WPC OXIDATION DITCH 1 CONCRETE | 25,000 | 18,630 | - | 6,370 |
| 35661800 | 2016 ANNUAL CSO LTC PROGRAM | 25,000 | - | - | 25,000 |
| 35662200 | WPC SCADA SYSTEM UPGRADE | 150,000 | | | 150,000 |
| | SEWER FUND PROJECTS | 4,787,500 | 3,520,892 | 504,697 | 761,911 |
| 35710800 | WATERLINE EXT TO LANDFILL | 80,000 | 77,407 | - | 2,593 |
| 35714000 | WTP CLEARWELLS 1, 2 & 3 | 2,451,000 | 2,330,008 | 4,563 | 116,429 |
| 35741400 | BLANCHARD RVR/STANFORD W/L | 25,000 | 10,861 | 1,130 | 13,009 |
| 35754100 | RAW WATERLINE/TRANSFER STATION | 50,000 | 1,326 | - | 48,674 |
| 35760300 | 2016 SMALL WATERLINES | 150,000 | 89,917 | 6,453 | 53,630 |
| 35760900 | W LIMA ST WATERLINE | 220,000 | 7,314 | 181,725 | 30,961 |
| 35761400 | W SANDUSKY ST WATERLINE | 30,000 | 892 | 17,075 | 12,033 |
| 35762300 | 2016 DOORS @ WTP | 20,000 | 17,687 | - | 2,313 |
| 35762600 | WESTMOOR RD WATERLINE REPLACE | 20,000 | 13,060 | 600 | 6,340 |
| 37563100 | BLISS/ELYRIA WL CONNECTION | 70,000 | 1,868 | 59,445 | 8,687 |
| 35764200 | PAINTING @ PUMP STATIONS/WTP | 35,000 | 29,000 | - | 6,000 |
| 35765200 | DAVIS ST WATERLINE | 172,000 | - | 172,000 | - |
| 35766100 | TR 94 WATERLINE OVERSIZE | 8,700 | - | - | 8,700 |
| | WATER FUND PROJECTS | 3,331,700 | 2,579,340 | 442,991 | 309,369 |
| 38813300 | 2011 SIDEWALK REPAIR PROGRAM | 1,000 | 466 | - | 534 |
| | SPECIAL ASSESSMENT PROJECTS | 1,000 | 466 | - | 534 |

THIS PAGE LEFT BLANK INTENTIONALLY.

CITY OF FINDLAY
CASH & INVESTMENTS AS OF NOVEMBER 30, 2016

| <u>AMOUNT</u> | <u>DESCRIPTION AND RATE</u> | <u>BANK/FIRM</u> |
|--------------------------------|---------------------------------|------------------------|
| \$ 870,000.00 | STAR OHIO @ 0.68% | |
| 121,147.00 | STAR OHIO @ 0.68% | |
| 15,003,500.00 | STAR OHIO @ 0.68% | |
| 1,366,126.75 | STAR OHIO @ 0.68% | |
| 1,000,000.00 | STAR PLUS @ 0.35% | |
| 12,005,000.00 | SAVINGS ACCOUNT | FIFTH THIRD BANK |
| 999,609.23 | FHLB @ 0.700% | HUNTINGTON BANK |
| 998,635.89 | FHLB @ 0.700% | HUNTINGTON BANK |
| 999,407.22 | FHLB @ 0.730% | PNC BANK |
| 998,476.56 | US TREASURY @ 0.625% | HUNTINGTON BANK |
| 1,004,140.63 | US TREASURY @ 0.875% | HUNTINGTON BANK |
| 1,000,078.13 | US TREASURY @ 0.625% | HUNTINGTON BANK |
| 2,000,000.00 | US TREASURY @ 0.750% | HUNTINGTON BANK |
| 998,800.00 | US TREASURY @ 0.625% | KEY BANK |
| 1,004,900.00 | US TREASURY @ 1.000% | HUNTINGTON BANK |
| 1,001,160.00 | US TREASURY @ 0.625% | HUNTINGTON BANK |
| 998,280.00 | US TREASURY @ 0.500% | HUNTINGTON BANK |
| 993,750.00 | US TREASURY @ 0.625% | PNC BANK |
| 245,000.00 | CERTIFICATE OF DEPOSIT @ 0.620% | FIRST NATIONAL BANK |
| 999,750.00 | FHLB @ 1.125% | PNC BANK |
| 999,160.00 | FHLB @ 1.000% | HUNTINGTON BANK |
| 1,000,000.00 | US TREASURY @ 1.000% | HUNTINGTON BANK |
| 245,000.00 | CERTIFICATE OF DEPOSIT @ 0.250% | FIRST FEDERAL BANK |
| 245,000.00 | CERTIFICATE OF DEPOSIT @ 0.500% | CITIZENS NATIONAL BANK |
| 245,000.00 | CERTIFICATE OF DEPOSIT @ 0.700% | WATERFORD BANK |
| 1,994,121.55 | FHLMC @ 0.750% | HUNTINGTON BANK |
| 998,710.00 | FFCB @ 0.800% | FIFTH THIRD BANK |
| 999,485.95 | FHLMC @ 0.850% | D A DAVIDSON |
| 998,600.00 | FHLMC @ 0.850% | HUNTINGTON BANK |
| 1,002,320.00 | FNMA @ 1.02% | KEY BANK |
| 996,130.00 | FFCB @ 0.890% | FIFTH THIRD BANK |
| <u>\$ 54,331,288.91</u> | INVESTMENT TOTAL | |
| 3,005,454.15 | 5/3 BANK ACCOUNT BALANCE | |
| 1,484.72 | ACCRUED INVESTMENT INTEREST | |
| <u><u>\$ 57,338,227.78</u></u> | TOTAL CASH & INVESTMENTS | |

UNAPPROPRIATED FUND BALANCES (CURRENT CASH BALANCES ON REVERSE)

| | |
|--------------------------|---------------|
| GENERAL | \$ 10,057,133 |
| SCM&R | 493,375 |
| SCM&R HIWAY | 107,553 |
| SEVERANCE PAYOUT RESERVE | 751,429 |
| AIRPORT | 133,665 |
| WATER | 7,893,947 |
| SEWER | 4,974,311 |
| STORMWATER | 2,431,097 |
| PARKING | 22,559 |
| CIT ADMINISTRATION | 361,392 |
| CIT CAPITAL IMPROVEMENT | 5,225,708 |

CITY OF FINDLAY
BREAKDOWN OF TOTAL CASH & INVESTMENTS BY FUND AS OF NOVEMBER 30, 2016

| | |
|------------------------|---|
| \$16,409,852.72 | General Fund |
| 1,000,000.00 | General Fund Restricted Rainy Day |
| 1,521,599.20 | General Fund Projects |
| 1,174,124.37 | SCM&R Fund |
| 1,070,800.37 | SCM&R Fund Projects |
| 128,880.83 | County Permissive License Fund |
| 242,884.41 | State Highway Fund |
| 589.57 | Law Enforcement Trust Fund |
| 37.00 | Drug Law Enforcement Trust Fund |
| 237,244.50 | ID Alcohol Treatment Fund |
| 55,378.00 | Enforcement & Education Fund |
| 239,187.18 | Court Special Projects Fund |
| 113,562.19 | Court Computerization Fund |
| 2,109.56 | METRICH Drug Law Enforcement Trust Fund |
| 108,814.22 | Alcohol Monitoring Fund |
| 81,679.51 | Mediation Fund |
| 130,488.96 | Electronic Imaging Fund |
| 20,369.89 | Legal Research Fund |
| 700,799.22 | Severance Payout Fund |
| 70,091.12 | Debt Service Fund |
| 71,782.93 | CR 236 TIF Fund |
| 209,339.76 | Municipal Court Improvement Fund |
| 312,009.68 | Airport Fund |
| 11,429.29 | Airport Fund Projects |
| 10,682,551.05 | Water Fund |
| 800,746.09 | Water Fund Restricted |
| 680,158.97 | Water Fund Projects |
| 5,680,872.69 | Sewer Fund |
| 4,638,504.80 | Sewer Fund Restricted |
| 1,268,480.33 | Sewer Fund Projects |
| 38,366.02 | Parking Fund |
| - | Parking Fund Projects |
| 18,771.88 | Swimming Pool Fund |
| - | Swimming Pool Fund Projects |
| 28,279.07 | Internal Service Central Stores Fund |
| 787,401.02 | Internal Service Workers Comp Fund |
| 880,095.03 | Internal Service Self Insurance Fund |
| 1,340,835.35 | CIT Fund |
| 4,213,925.38 | CIT Fund- Restricted Capital Improvements |
| - | CIT Fund-Restricted Flood Mitigation |
| 238,813.32 | Police Pension Fund |
| 238,813.32 | Fire Pension Fund |
| 8,834.78 | Tax Collection Agency Fund |
| 1,380,985.62 | Cemetery Trust Fund |
| 158,015.22 | Private Trust Fund |
| 318,007.89 | Guaranteed Deposits |
| 6.07 | Special Assessments Pavements Fund |
| 629.54 | Special Assessments Sidewalks Fund |
| 82.82 | Special Assessments Sidewalks Fund Projects |
| 21,997.04 | Special Assessments Storm Fund |
| <u>\$57,338,227.78</u> | TOTAL CASH & INVESTMENTS |



AUDITOR'S OFFICE

318 Dorney Plaza, Room 313
Findlay, OH 45840-3346
Telephone: 419-424-7101 • Fax: 419-424-7866
www.findlayohio.com

JIM STASCHIAK II
CITY AUDITOR

December 6, 2016

The Honorable Council
Findlay, Ohio 45840

SUBJECT: YEAR-END ITEMS TO TRANSFER /APPROPRIATE

Dear Council Members:

The following accounts require an appropriation or a transfer for this budget year. I have listed below the amount of each request and the corresponding reason for the appropriation or transfer.

An **APPROPRIATION ORDINANCE** is needed for the following:

| | | |
|-------|----------------------------------|--------------|
| FROM: | City Income Tax Fund | \$709,830.00 |
| TO: | City Income Tax (27047000-other) | \$709,830.00 |

REASON: Based on current projections the actual income tax collections will be more than the original estimate. The tax is allocated to CIT Capital Improvements and General Fund based on actual collections. We will be able to transfer more money than originally budgeted and need the appropriation increased by this amount in order to complete the transfer to General Fund. Also includes 2015 receipts that could not be transferred until 2016.

| | | |
|-------|----------------------------------|-------------|
| FROM: | Energy Bonds Series B (23056100) | \$17,192.25 |
| TO: | CIT Capital Improvements | \$17,192.25 |

| | | |
|-------|----------------------------------|--------|
| FROM: | Energy Bonds Series A (23056000) | \$5.24 |
| TO: | CIT Capital Improvements | \$5.24 |

REASON: The City had to appropriate the entire amount of the interest payment for the Energy Bonds for the 2016 debt payments. However, the Series B bonds are federally subsidized and we did receive a portion of our subsidy payment. Due to the federal mandated sequester, we did not receive the entire subsidy. Also, the amount that was due on the Series A bonds ended up being less than was shown on the amortization schedule and was originally budgeted. These transactions return the fronted appropriation to Capital Improvements.

| | | |
|-------|---------------------------|------------|
| FROM: | Police Pension Fund | \$7,753.47 |
| TO: | Police Pension (27078000) | \$7,753.47 |
| FROM: | Fire Pension Fund | \$7,753.47 |
| TO: | Fire Pension (27079000) | \$7,753.47 |

REASON: A portion of the amount received from the assorted property taxes from the county tax settlements is deposited into Police and Fire Pension Funds by law. The cash balance is then transferred to the General Fund at the end of the year. Although the revenue budgets for 2016 were estimated very closely for the transfer in to the General Fund, the transfers out of these funds were budgeted low. The County revises their revenue estimates after adoption of our annual appropriation ordinance, and in order to avoid potentially over-budgeting the fund on the certificate filing, the transfer out is budgeted lower than expected.

| | | |
|-------|---------------------------------|------------|
| FROM: | Cemetery Trust Fund | \$5,652.73 |
| TO: | Cemetery Trust (27086000-other) | \$5,652.73 |

REASON: The amount of interest earned on the Cemetery Trust investment has come in higher than the original budgeted estimate. This appropriation allows for the total amount of interest earned to be transferred to the General Fund.

| | | |
|-------|---|-------------|
| FROM: | Severance Payout Reserve Fund | \$50,000.00 |
| TO: | Severance Payout Reserve (22090000-personal services) | \$50,000.00 |

REASON: The retirement settlements for 2016 will exceed the currently appropriated amount for the year by approximately \$50,000.00. This appropriation allows the retirement settlements to be made.

| | | |
|-------|---------------------|--------------|
| FROM: | General Fund | \$200,000.00 |
| TO: | Self Insurance Fund | \$200,000.00 |

REASON: The Self Insurance Fund earns interest that is supposed to pay for the expenses related to the fund; however, the expenses are larger than what we are able to earn as interest. In order to pay the expenses of this fund we have had to use part of the principal of the fund. This fund should always have an ending fund balance of at least \$1 million. The appropriation above allows for this to occur.

Year-end Letter
December 6, 2016
Page 3.

Council will need to adopt emergency legislation for the above listed items at your meeting on December 20, 2016. By copy of this letter I have asked the Law Director to prepare the necessary legislation.

Respectfully submitted,

A handwritten signature in black ink, appearing to read "Jim Staschiak, II". The signature is fluid and cursive, with a large initial "J" and "S".

Jim Staschiak, II
City Auditor

cc: Don Rasmussen

FINDLAY WORC STATS SUMMARY SHEET - 2016

UPDATED: 12/06/2016

NOTE: THE WORC CLOSINGS (*) = 7 DAYS EACH WEEK FOR 6 DIFFERENT WEEKS = 42 DAYS.

| COURT | CATEGORY | JAN. | * FEB. | (FEMALES) MARCH | * APRIL | MAY | * JUNE | JULY | * AUG. | SEPT. | (FEMALES) OCT. | * NOV. | * DEC. | Y.T.D. TOTALS |
|--|---|------|--------|-----------------|---------|------|--------|-------|--------|-------|----------------|--------|--------|---------------|
| Findlay Muni. Court | CITY OF FINDLAY ORDINANCE CASES - DAYS SERVED (COD) | 29 | 75 | 154 | 100 | 89 | 15 | 115 | 74 | 51 | 88 | 71 | | 861 |
| | STATE CODE CASES - DAYS SERVED (ORC) | 71 | 6 | 108 | 106 | 75 | 89 | 225 | 47 | 102 | 142 | 139 | | 1,110 |
| | TOTAL DAYS SERVED (FMC) (COD + ORC) | 100 | 81 | 262 | 206 | 184 | 104 | 340 | 121 | 153 | 230 | 210 | | 1,971 |
| | NO - SHOWS | 5 | 2 | 13 | 7 | 2 | 3 | 4 | 3 | 10 | 10 | 4 | | 63 |
| | DECLINED | 3 | 1 | 5 | 1 | 1 | 0 | 1 | 1 | 1 | 3 | 0 | | 17 |
| | RESCHEDULED | 4 | 5 | 7 | 5 | 5 | 2 | 4 | 3 | 7 | 15 | 10 | | 67 |
| | RELEASED: SUCCESSFUL / TIME COMPLETED | 7 | 3 | 18 | 11 | 7 | 5 | 13 | 8 | 6 | 11 | 11 | | 100 |
| | RELEASED: UNSUCCESSFUL / FAILED | 0 | 2 | 2 | 2 | 1 | 1 | 1 | 0 | 0 | 3 | 3 | | 18 |
| | RELEASED: SUCCESSFUL / EARLY RELEASED BY COURT | 0 | 0 | 0 | 0 | 1 | 0 | 2 | 1 | 0 | 0 | 0 | | 4 |
| | RELEASED: FURLOUGHED | 0 | 2 | 2 | 5 | 0 | 2 | 2 | 2 | 4 | 3 | 4 | | 25 |
| Hancock Co. | STATE CODE CASES - DAYS SERVED (ORC) | 1 | 0 | 20 | 42 | 46 | 11 | 26 | 34 | 20 | 30 | 33 | | 263 |
| | TOTAL DAYS SERVED (HCCP) (COD + ORC) | 1 | 0 | 20 | 42 | 46 | 11 | 26 | 34 | 20 | 30 | 33 | | 263 |
| Common Pleas Court | NO - SHOWS | 2 | 0 | 0 | 1 | 0 | 0 | 0 | 0 | 0 | 0 | 0 | | 3 |
| | DECLINED | 0 | 0 | 0 | 0 | 0 | 0 | 0 | 0 | 0 | 0 | 0 | | 0 |
| | RESCHEDULED | 0 | 0 | 0 | 1 | 0 | 0 | 0 | 0 | 0 | 0 | 0 | | 1 |
| | RELEASED: SUCCESSFUL / TIME COMPLETED | 1 | 0 | 1 | 1 | 2 | 1 | 0 | 0 | 2 | 1 | 1 | | 10 |
| | RELEASED: UNSUCCESSFUL / FAILED | 0 | 0 | 0 | 0 | 0 | 0 | 0 | 0 | 0 | 0 | 0 | | 0 |
| | RELEASED: SUCCESSFUL / EARLY RELEASED BY COURT | 0 | 0 | 0 | 0 | 1 | 0 | 0 | 0 | 0 | 0 | 0 | | 1 |
| RELEASED: FURLOUGHED | 0 | 0 | 0 | 1 | 0 | 0 | 0 | 2 | 0 | 0 | 2 | | 5 | |
| Hancock Co. | STATE CODE CASES - DAYS SERVED (ORC) | 0 | 0 | 0 | 0 | 0 | 0 | 0 | 0 | 0 | 0 | 0 | | 0 |
| | TOTAL DAYS SERVED (HCCP) (COD + ORC) | 0 | 0 | 0 | 0 | 0 | 0 | 0 | 0 | 0 | 0 | 0 | | 0 |
| Juvenile Court | NO - SHOWS | 0 | 0 | 0 | 0 | 0 | 0 | 0 | 0 | 0 | 0 | 0 | | 0 |
| | DECLINED | 0 | 0 | 0 | 0 | 0 | 0 | 0 | 0 | 0 | 0 | 0 | | 0 |
| | RESCHEDULED | 0 | 0 | 0 | 0 | 0 | 0 | 0 | 0 | 0 | 0 | 0 | | 0 |
| | RELEASED: SUCCESSFUL / TIME COMPLETED | 0 | 0 | 0 | 0 | 0 | 0 | 0 | 0 | 0 | 0 | 0 | | 0 |
| | RELEASED: UNSUCCESSFUL / FAILED | 0 | 0 | 0 | 0 | 0 | 0 | 0 | 0 | 0 | 0 | 0 | | 0 |
| | RELEASED: SUCCESSFUL / EARLY RELEASED BY COURT | 0 | 0 | 0 | 0 | 0 | 0 | 0 | 0 | 0 | 0 | 0 | | 0 |
| RELEASED: FURLOUGHED | 0 | 0 | 0 | 0 | 0 | 0 | 0 | 0 | 0 | 0 | 0 | | 0 | |
| OTHER - Upper | STATE CODE CASES - DAYS SERVED (ORC) | 0 | 0 | 0 | 10 | 0 | 0 | 10 | 0 | 0 | 0 | 0 | | 20 |
| | TOTAL DAYS SERVED (OTHER) (COD + ORC) | 0 | 0 | 0 | 10 | 0 | 0 | 10 | 0 | 0 | 0 | 0 | | 20 |
| Sandusky Muni. Court | NO - SHOWS | 0 | 0 | 0 | 0 | 0 | 0 | 0 | 0 | 0 | 0 | 0 | | 0 |
| | DECLINED | 0 | 0 | 0 | 0 | 0 | 0 | 0 | 0 | 0 | 0 | 0 | | 0 |
| | RESCHEDULED | 0 | 0 | 0 | 0 | 0 | 0 | 0 | 0 | 0 | 0 | 0 | | 0 |
| | RELEASED: SUCCESSFUL / TIME COMPLETED | 0 | 0 | 0 | 1 | 0 | 0 | 1 | 0 | 0 | 0 | 0 | | 2 |
| | RELEASED: UNSUCCESSFUL / FAILED | 0 | 0 | 0 | 0 | 0 | 0 | 0 | 0 | 0 | 0 | 0 | | 0 |
| | RELEASED: SUCCESSFUL / EARLY RELEASED BY COURT | 0 | 0 | 0 | 0 | 0 | 0 | 0 | 0 | 0 | 0 | 0 | | 0 |
| RELEASED: FURLOUGHED | 0 | 0 | 0 | 0 | 0 | 0 | 0 | 0 | 0 | 0 | 0 | | 0 | |
| Henry Co. Common Pleas Court | STATE CODE CASES - DAYS SERVED (ORC) | 29 | 0 | 0 | 0 | 0 | 0 | 0 | 0 | 0 | 0 | 0 | | 29 |
| | TOTAL DAYS SERVED (HCCP) (COD + ORC) | 29 | 0 | 0 | 0 | 0 | 0 | 0 | 0 | 0 | 0 | 0 | | 29 |
| | NO - SHOWS | 0 | 0 | 0 | 0 | 0 | 0 | 0 | 0 | 0 | 0 | 0 | | 0 |
| | DECLINED | 0 | 0 | 0 | 0 | 0 | 0 | 0 | 0 | 0 | 0 | 0 | | 0 |
| | RESCHEDULED | 0 | 0 | 0 | 0 | 0 | 0 | 0 | 0 | 0 | 0 | 0 | | 0 |
| | RELEASED: SUCCESSFUL / TIME COMPLETED | 1 | 0 | 0 | 0 | 0 | 0 | 0 | 0 | 0 | 0 | 0 | | 1 |
| RELEASED: UNSUCCESSFUL / FAILED | 0 | 0 | 0 | 0 | 0 | 0 | 0 | 0 | 0 | 0 | 0 | | 0 | |
| RELEASED: SUCCESSFUL / EARLY RELEASED BY COURT | 0 | 0 | 0 | 0 | 0 | 0 | 0 | 0 | 0 | 0 | 0 | | 0 | |
| RELEASED: FURLOUGHED | 0 | 0 | 0 | 0 | 0 | 0 | 0 | 0 | 0 | 0 | 0 | | 0 | |
| TOTALS (ALL COURTS COMBINED) | | | | | | | | | | | | | | |
| TOTAL DAYS SERVED (ALL COURTS) | | 130 | 81 | 282 | 258 | 210 | 115 | 376 | 155 | 173 | 280 | 243 | | 2,283 |
| TOTAL RESIDENTS BOOKED IN (NO START SERVING TIME) | | 18 | 6 | 23 | 21 | 18 | 3 | 25 | 6 | 12 | 18 | 21 | | 163 |
| TOTAL NO - SHOWS (ALL COURTS) | | 7 | 2 | 13 | 8 | 2 | 3 | 4 | 3 | 10 | 10 | 4 | | 66 |
| TOTAL DECLINED (ALL COURTS) | | 3 | 1 | 5 | 1 | 1 | 0 | 1 | 1 | 1 | 3 | 0 | | 17 |
| TOTAL RESCHEDULED (ALL COURTS) | | 4 | 5 | 7 | 6 | 5 | 2 | 4 | 3 | 7 | 15 | 10 | | 68 |
| TOTAL # OF RELEASES: | | 9 | 7 | 23 | 21 | 12 | 10 | 17 | 14 | 12 | 18 | 21 | | 164 |
| TOTAL RELEASED: SUCCESSFUL / TIME COMPLETED (ALL COURTS) | | 9 | 3 | 19 | 13 | 9 | 6 | 14 | 8 | 8 | 12 | 12 | | 113 |
| TOTAL RELEASED: UNSUCCESSFUL / FAILED (ALL COURTS) | | 0 | 2 | 2 | 1 | 1 | 1 | 1 | 0 | 0 | 3 | 3 | | 16 |
| TOTAL RELEASED: SUCCESSFUL / EARLY RELEASE (ALL COURTS) | | 0 | 0 | 0 | 0 | 2 | 0 | 2 | 1 | 0 | 0 | 0 | | 5 |
| TOTAL RELEASED: FURLOUGHED (ALL COURTS) | | 0 | 2 | 2 | 6 | 0 | 3 | 0 | 4 | 4 | 3 | 6 | | 30 |
| AVERAGE DAILY COUNT | | 4.81 | 3.17 | 10.35 | 8.57 | 7.40 | 3.70 | 12.20 | 5.32 | 6.33 | 9.39 | 8.00 | | 7.43 |

| FINANCIALS | | | | | | | | | | | | | | |
|-------------------------------|-------------|-------------|-------------|-------------|-------------|-------------|-------------|-------------|-------------|-------------|-------------|--|--|-------------|
| EXPENSES (FROM OTHER SHEET) | \$15,035.17 | \$27,035.00 | \$27,434.52 | \$33,029.98 | \$34,455.36 | \$21,446.48 | \$33,840.82 | \$27,262.75 | \$20,737.50 | \$36,372.24 | \$28,683.91 | | | ##### |
| CHARGE STATISTICS | \$3,775.00 | \$1,015.00 | \$7,403.00 | \$5,519.00 | \$8,458.00 | -\$2,797.00 | \$14,218.00 | \$2,555.00 | \$6,425.00 | \$5,213.00 | \$8,113.00 | | | \$61,498.00 |
| PAYMENT STATISTICS | \$2,720.00 | \$2,155.00 | \$7,302.00 | \$7,375.00 | \$5,224.00 | \$2,275.00 | \$6,468.00 | \$4,895.00 | \$4,080.00 | \$5,405.00 | \$6,390.00 | | | \$58,287.00 |
| SECURIS PAY PHONE COMMISSIONS | \$6.00 | \$0.00 | \$3.20 | \$22.70 | \$10.50 | \$8.90 | \$3.20 | \$2.20 | \$3.50 | \$13.00 | \$29.30 | | | \$103.10 |
| OUTSTANDING ACCOUNTS | \$2,687.00 | \$2,687.00 | \$2,658.00 | \$2,693.00 | \$2,693.00 | \$2,693.00 | \$2,693.00 | \$2,693.00 | \$2,693.00 | \$2,693.00 | \$2,693.00 | | | \$2,693.00 |

FINDLAY WORC FINANCIAL ANALYSIS

JANUARY 01, 2016 THRU NOVEMBER 30, 2016

PLEASE NOTE: THE WORC WILL CLOSE FOR 7 DAYS - FOR 6 DIFFERENT WEEKS = 42 DAYS THROUGHOUT THE YEAR.

| | | |
|------------|---|------|
| FIMC cases | Findlay City Ordinance cases, days served= | 861 |
| FIMC cases | State Code cases, days served = | 1110 |
| FIMC cases | Total days served (combined City and State) = | 1971 |

| <u>Other Courts using WORC</u> | <u>Days Served</u> | <u>Additional Income to date</u> |
|-----------------------------------|--------------------|---|
| Fostoria Municipal Court | 0 | \$0.00 |
| Hancock County Common Pleas Court | 263 | \$6,575.00 |
| Hancock County Juvenile Court | 0 | \$0.00 |
| Upper Sandusky Municipal Court | 20 | \$500.00 |
| Henry County Common Pleas Court | 29 | \$725.00 |
| Fremont Municipal Court | 0 | \$0.00 |
| Other Courts Usage Total Days: | 312 | Total Additional Income: \$7,800.00 |

Hancock Co. Justice Center Cost: 861 City Ordinance case days served x \$86.50 / day saved
by not serving time at the Justice Center **\$74,476.50**

Total fees collected at \$25 / day from all residents = **\$57,075.00**

Outstanding fees = **\$2,693.00** (17 accounts)

Expenses = **\$306,862.84**

Charge Statistics = **\$61,498.00** (charged upon entry for full stay) (JUNE MAY SHOW 0.00 CHARGE DUE TO CHARGE RECEIVED A CREDIT DUE TO FURLOUGH OR REFUNDS DUE TO EARLY RELEASE REFUNDS - THESE CREDITS ARE SUBTRACTED FROM THE BILLED AMOUNT).

Payment Statistics = **\$58,287.00** (this amount may be larger than the Charge Statistics at times, due to the fact that residents are charged upon entry for their full stay - i.e.: charged in May but made payments in following months). (This also includes Reimbursables).

Net Expense = **\$248,575.84**
(Expenses - Payments)

Program Savings: Net vs. Justice Center cost = **(\$174,099.34) ***
(Justice Center Cost - Net Expense)

Commissions Received from Securus Pay Phones = **\$103.10**

*** All information in this document has been tallied due to errors occurring in the WORC computer program.

* Programs savings does not account for factors associated with continued employment of participants.

*****CURRENT YEAR*****
 MTD YTD

*****LAST YEAR*****
 MTD YTD

RECEIPTS DEPOSITED:

| | | | | |
|----------------------------|-------------------|-----------------------|-------------------|-----------------------|
| ALCOHOL MONITORING | \$2,380.80 | \$42,849.78 | \$2,650.03 | \$32,810.33 |
| BOND FEES | \$550.00 | \$6,575.00 | \$650.00 | \$9,555.00 |
| CIVIL DEPOSIT TENDERS | \$500.00 | \$11,173.74 | \$1,360.28 | \$13,998.08 |
| COURT COST | \$68,680.89 | \$715,257.52 | \$47,725.31 | \$685,446.16 |
| DUI ENFORCEMENT | \$4,018.89 | \$43,505.54 | \$2,702.08 | \$42,240.06 |
| ELECTRONIC IMAGING | \$5,181.50 | \$55,022.49 | \$3,669.00 | \$51,983.61 |
| FINES & FORFEITURES | 162,728.73 | \$1,771,620.28 | 137,381.90 | \$1,777,372.06 |
| FUND REIMBURSEMENT | \$0.00 | \$0.00 | \$0.00 | \$0.00 |
| INDIGENT DRIVER ALCOHOL | \$450.90 | \$7,179.95 | \$466.00 | \$7,399.39 |
| INMATE MEDICAL EXPENSE | \$0.00 | \$0.00 | \$0.00 | \$0.00 |
| INTEREST | \$27.65 | \$132.36 | \$14.88 | \$89.89 |
| JAIL HOUSING | \$10,266.35 | \$71,639.49 | \$2,650.80 | \$53,150.23 |
| JAIL REIMBURSEMENT | \$523.00 | \$4,243.65 | \$322.00 | \$3,919.70 |
| LEGAL RESEARCH | \$1.50 | \$34.50 | \$2.00 | \$44.00 |
| MEDIATION | \$1,661.50 | \$17,499.00 | \$1,178.00 | \$16,714.92 |
| MISCELLANEOUS | \$32,214.39 | \$347,910.34 | \$23,261.01 | \$347,661.05 |
| MUNI COURT COMPUTERIZATION | \$5,207.00 | \$55,139.66 | \$3,660.00 | \$52,087.83 |
| MUNI COURT IMPROVEMENT | \$16,465.30 | \$165,227.00 | \$3,576.15 | \$51,194.95 |
| RESTITUTION | \$531.74 | \$11,859.97 | \$962.21 | \$6,467.22 |
| SPECIAL PROJECTS | \$27,079.44 | \$280,640.00 | \$14,342.06 | \$204,447.97 |
| STATE PATROL | \$25,098.34 | \$271,114.27 | \$20,698.66 | \$308,004.63 |
| TRAFFIC/CRIMINAL BONDS | \$7,699.45 | \$79,499.11 | \$1,751.72 | \$42,636.85 |
| | <u>371,267.37</u> | <u>\$3,958,123.65</u> | <u>269,024.09</u> | <u>\$3,707,223.93</u> |

DISTRIBUTIONS:

| | | | | |
|----------------------------|-------------------|-----------------------|-------------------|-----------------------|
| ALCOHOL MONITORING | \$2,380.80 | \$42,524.78 | \$2,650.03 | \$32,810.33 |
| BOND FEES | \$550.00 | \$6,575.00 | \$650.00 | \$9,555.00 |
| CIVIL DEPOSIT TENDERS | \$360.00 | \$8,923.74 | \$100.00 | \$10,657.30 |
| COURT COST | \$68,684.89 | \$713,571.55 | \$47,697.98 | \$684,669.83 |
| DUI ENFORCEMENT | \$4,018.89 | \$43,461.47 | \$2,702.08 | \$42,240.06 |
| ELECTRONIC IMAGING | \$5,181.50 | \$54,977.49 | \$3,669.00 | \$51,983.61 |
| FINES & FORFEITURES | 163,972.71 | \$1,767,239.32 | 137,540.89 | \$1,782,706.32 |
| FUND REIMBURSEMENT | | | | |
| INDIGENT DRIVER ALCOHOL | \$450.90 | \$7,179.95 | \$466.00 | \$7,399.39 |
| INMATE MEDICAL EXPENSE | | | | |
| INTEREST | \$27.65 | \$132.36 | \$14.88 | \$89.89 |
| JAIL HOUSING | \$10,266.35 | \$71,639.49 | \$2,650.80 | \$53,150.23 |
| JAIL REIMBURSEMENT | \$523.00 | \$4,243.65 | \$322.00 | \$3,919.70 |
| LEGAL RESEARCH | \$1.50 | \$34.50 | \$2.00 | \$44.00 |
| MEDIATION | \$1,660.50 | \$17,484.00 | \$1,178.00 | \$16,714.92 |
| MISCELLANEOUS | \$42,826.36 | \$481,257.25 | \$32,263.48 | \$448,287.97 |
| MUNI COURT COMPUTERIZATION | \$5,207.00 | \$55,094.66 | \$3,660.00 | \$52,087.83 |
| MUNI COURT IMPROVEMENT | \$16,465.30 | \$165,126.00 | \$3,576.15 | \$51,194.95 |
| RESTITUTION | \$404.71 | \$11,908.26 | \$913.75 | \$5,512.30 |
| SPECIAL PROJECTS | \$27,079.44 | \$280,433.00 | \$14,342.06 | \$204,447.97 |
| STATE PATROL | \$25,098.34 | \$270,642.82 | \$20,698.66 | \$307,948.43 |
| | <u>375,159.84</u> | <u>\$4,002,449.29</u> | <u>275,097.76</u> | <u>\$3,765,420.03</u> |

DISTRIBUTED TO:

*****CURRENT YEAR*****
 MTD YTD

*****LAST YEAR*****
 MTD YTD

| | *****CURRENT YEAR***** MTD | *****CURRENT YEAR***** YTD | *****LAST YEAR***** MTD | *****LAST YEAR***** YTD |
|-----------------|-------------------------------|-------------------------------|----------------------------|----------------------------|
| CITY OF FINDLAY | 177,826.39 | \$1,853,771.55 | 111,495.11 | \$1,594,113.11 |
| HANCOCK COUNTY | \$21,431.88 | \$250,789.49 | \$15,381.95 | \$251,551.40 |
| OTHERS | 108,504.04 | \$1,202,362.07 | 100,159.41 | \$1,201,623.00 |
| STATE OF OHIO | \$75,248.52 | \$787,881.12 | \$53,674.62 | \$801,462.07 |
| | <u>383,010.83</u> | <u>\$4,094,804.23</u> | <u>280,711.09</u> | <u>\$3,848,749.58</u> |

Mark C. Miller

MARK C. MILLER, JUDGE



JONATHAN P. STARN, JUDGE

DISCLAIMER: RECEIPTS COLLECTED ARE NOT TO BE CONFUSED WITH RECEIPTS DEPOSIT

THE SUPREME COURT OF OHIO
Administrative Judge
MUNICIPAL COURT AND COUNTY COURT

Court: **FINDLAY MUNICIPAL COURT** Judge: **JONATHAN P STARN**

Report for the month of : **November 2016**

| | A | B | C | D | E | F | G | H | I | T | |
|---|----------|--------------|----------|---------------|----------------------------|-----------|--------|-------------|--------------|-------|------|
| | Felonies | Misdemeanors | O.M.V.L. | Other Traffic | Personal Injury & Property | Contracts | F.E.D. | Other Civil | Small Claims | TOTAL | |
| Pending beginning of period | 1 | 0 | 106 | 18 | 355 | 13 | 369 | 62 | 1 | 203 | 1127 |
| New cases filed | 2 | 4 | 212 | 26 | 1277 | 1 | 190 | 34 | 0 | 91 | 1835 |
| Cases transferred in, reactivated or redesignated | 3 | 0 | 15 | 0 | 48 | 0 | 1 | 0 | 0 | 1 | 65 |
| TOTAL (Add lines 1-3) | 4 | 4 | 333 | 44 | 1680 | 14 | 560 | 96 | 1 | 295 | 3027 |
| Trial/Hearing by judge (include bindover by preliminary hearing, guilty or no contest pleas and defaults) | 5 | 0 | 43 | 4 | 40 | 4 | 93 | 12 | 0 | 4 | 200 |
| Hearing by Magistrate (Include guilty or no contest pleas and defaults) | 6 | 0 | 1 | 0 | 29 | 0 | 0 | 0 | 0 | 61 | 91 |
| Transfer (Include waivers of preliminary hearing and individual judge assignments) | 7 | 0 | 110 | 32 | 85 | 0 | 12 | 0 | 0 | 0 | 239 |
| Dismissal for lack of speedy trial (criminal) or want of prosecution (civil) | 8 | 0 | 0 | 0 | 0 | 0 | 0 | 0 | 0 | 0 | 0 |
| Other dismissals (Include dismissals at preliminary hearing) | 9 | 4 | 2 | 0 | 3 | 0 | 18 | 6 | 0 | 30 | 63 |
| Violations Bureau | 10 | 0 | 0 | 0 | 884 | 0 | 0 | 0 | 0 | 0 | 884 |
| Unavailability of party for trial or sentencing | 11 | 0 | 35 | 1 | 55 | 0 | 0 | 0 | 0 | 0 | 91 |
| Bankruptcy stay or interlocutory appeal | 12 | 0 | 0 | 0 | 0 | 0 | 2 | 0 | 0 | 1 | 3 |
| Other terminations | 13 | 0 | 25 | 0 | 76 | 0 | 1 | 0 | 0 | 1 | 103 |
| TOTAL (Add lines 5-13) | 14 | 4 | 216 | 37 | 1172 | 4 | 126 | 18 | 0 | 97 | 1674 |
| Pending end of period (Subtract line 14 from line 4) | 15 | 0 | 117 | 7 | 508 | 10 | 434 | 78 | 1 | 198 | 1353 |
| Cases pending beyond time guideline | 16 | 0 | 0 | 0 | 0 | 0 | 0 | 0 | 0 | 0 | 0 |
| Number of months oldest case is beyond time guideline | 17 | 0 | 0 | 0 | 0 | 0 | 0 | 0 | 0 | 0 | 0 |

FTP
12/6/16

Fax to:
(614) 387-9419
-or-
Mail to:
Court Statistical Reporting Section
Supreme Court of Ohio
65 South Front Street, 6th Floor
Columbus, Ohio 43215-3431

JONATHAN P STARN

Date

Preparer's name and telephone number if other than judge (print or type)

Date

THE SUPREME COURT OF OHIO
Individual Judge
MUNICIPAL COURT AND COUNTY COURT

Court: **FINDLAY MUNICIPAL COURT** Judge: **JONATHAN P STARN**

Report for the month of : **November 2016**

Date of completion of most recent physical inventory
02/11/2016

| | B | C | D | E | F | G | H | T | V |
|--|--------------|-----------|---------------|-----------------------------------|-----------|----------|-------------|------------|----------------|
| | Misdemeanors | O.V.I. | Other Traffic | Personal Injury & Property Damage | Contracts | F.E.D. | Other Civil | TOTAL | Visiting Judge |
| Pending beginning of period 1 | 194 | 71 | 109 | 4 | 12 | 1 | 0 | 391 | 0 |
| New cases filed 2 | 59 | 17 | 44 | 0 | 2 | 0 | 0 | 122 | 0 |
| Cases transferred in, reactivated or redesignated 3 | 6 | 0 | 3 | 0 | 0 | 0 | 0 | 9 | 0 |
| TOTAL (Add lines 1-3) 4 | 259 | 88 | 156 | 4 | 14 | 1 | 0 | 522 | 0 |
| Jury trial 5 | 0 | 0 | 0 | 0 | 0 | 0 | 0 | 0 | 0 |
| Court trial 6 | 0 | 0 | 2 | 0 | 1 | 0 | 0 | 3 | 0 |
| Default 7 | | | | 0 | 0 | 0 | 0 | 0 | 0 |
| Guilty or no contest plea to original charge 8 | 15 | 12 | 23 | | | | | 50 | 1 |
| Guilty or no contest plea to reduced charge 9 | 6 | 0 | 2 | | | | | 8 | 0 |
| Dismissal for lack of speedy trial(criminal) or want of prosecution (civil) 10 | 0 | 0 | 0 | 0 | 0 | 0 | 0 | 0 | 0 |
| Other Dismissals 11 | 8 | 0 | 6 | 0 | 0 | 0 | 0 | 14 | 0 |
| Transfer to another judge or court 12 | 1 | 0 | 0 | 0 | 0 | 0 | 0 | 1 | 0 |
| Referral to private judge 13 | | | | 0 | 0 | 0 | 0 | 0 | 0 |
| Unavailability of party for trial or sentencing 14 | 10 | 2 | 4 | 0 | 0 | 0 | 0 | 16 | 0 |
| Bankruptcy stay or interlocutory appeal 15 | 0 | 0 | 0 | 0 | 0 | 0 | 0 | 0 | 0 |
| Other terminations 16 | 1 | 1 | 0 | 0 | 0 | 0 | 0 | 2 | 0 |
| TOTAL (Add lines 5-16) 17 | 41 | 15 | 37 | 0 | 1 | 0 | 0 | 94 | 0 |
| Pending end of period (Subtract line 17 from line 4) 18 | 218 | 73 | 119 | 4 | 13 | 1 | 0 | 428 | 0 |
| Cases pending beyond time guideline 19 | 0 | 0 | 0 | 0 | 0 | 0 | 0 | 0 | 0 |
| Number of months oldest case is beyond time guideline 20 | 0 | 0 | 0 | 0 | 0 | 0 | 0 | 0 | 0 |
| Cases submitted awaiting sentencing or judgment beyond time guideline 21 | 0 | 0 | 0 | 0 | 0 | 0 | 0 | 0 | 0 |

FTP
12/6/16

Fax to:
(614) 387-9419
-or-
Mail to:
Court Statistical Reporting Section
Supreme Court of Ohio
65 South Front Street, 6th Floor
Columbus, Ohio 43215-3431

JONATHAN P STARN

Date

Preparer's name and telephone number if other than judge (print or type)

Date

JONATHAN P STARN

Date

THE SUPREME COURT OF OHIO
Individual Judge
MUNICIPAL COURT AND COUNTY COURT

Court: **FINDLAY MUNICIPAL COURT** Judge: **MARK C MILLER**

Report for the month of: **November 2016**

Date of completion of most
recent physical inventory

03/25/2016

| | B | C | D | E | F | G | H | T | V | |
|--|--------------|--------|---------------|-----------------------------------|-----------|--------|-------------|-------|----------------|---|
| | Misdemeanors | O.V.I. | Other Traffic | Personal Injury & Property Damage | Contracts | F.E.D. | Other Civil | TOTAL | Visiting Judge | |
| Pending beginning of period | 1 | 195 | 82 | 135 | 0 | 17 | 2 | 0 | 431 | 0 |
| New cases filed | 2 | 51 | 15 | 40 | 0 | 10 | 0 | 0 | 116 | 0 |
| Cases transferred in, reactivated or redesignated | 3 | 7 | 0 | 5 | 0 | 0 | 0 | 0 | 12 | 0 |
| TOTAL (Add lines 1-3) | 4 | 253 | 97 | 180 | 0 | 27 | 2 | 0 | 559 | 0 |
| Jury trial | 5 | 0 | 0 | 0 | 0 | 0 | 0 | 0 | 0 | 0 |
| Court trial | 6 | 0 | 0 | 0 | 0 | 0 | 0 | 0 | 0 | 0 |
| Default | 7 | | | 0 | 1 | 1 | 0 | 2 | 0 | |
| Guilty or no contest plea to original charge | 8 | 27 | 18 | 40 | | | | 85 | 0 | |
| Guilty or no contest plea to reduced charge | 9 | 5 | 1 | 2 | | | | 8 | 0 | |
| Dismissal for lack of speedy trial (criminal) or want of prosecution (civil) | 10 | 0 | 0 | 0 | 0 | 0 | 0 | 0 | 0 | |
| Other Dismissals | 11 | 16 | 2 | 5 | 0 | 1 | 0 | 24 | 0 | |
| Transfer to another judge or court | 12 | 1 | 0 | 0 | 0 | 1 | 0 | 2 | 0 | |
| Referral to private judge | 13 | | | 0 | 0 | 0 | 0 | 0 | 0 | |
| Unavailability of party for trial or sentencing | 14 | 11 | 1 | 0 | 0 | 0 | 0 | 12 | 0 | |
| Bankruptcy stay or interlocutory appeal | 15 | 0 | 0 | 0 | 0 | 0 | 0 | 0 | 0 | |
| Other terminations | 16 | 0 | 1 | 2 | 0 | 0 | 0 | 3 | 0 | |
| TOTAL (Add lines 5-16) | 17 | 60 | 23 | 49 | 0 | 3 | 1 | 0 | 136 | 0 |
| Pending end of period (Subtract line 17 from line 4) | 18 | 193 | 74 | 131 | 0 | 24 | 1 | 0 | 423 | 0 |
| Cases pending beyond time guideline | 19 | 0 | 0 | 0 | 0 | 0 | 0 | 0 | 0 | |
| Number of months oldest case is beyond time guideline | 20 | 0 | 0 | 0 | 0 | 0 | 0 | 0 | 0 | |
| Cases submitted awaiting sentencing or judgment beyond time guideline | 21 | 0 | 0 | 0 | 0 | 0 | 0 | 0 | 0 | |

Fax to:
(614) 387-9419
-or-
Mail to:
Court Statistical Reporting Section
Supreme Court of Ohio
65 South Front Street, 6th Floor
Columbus, Ohio 43215-3431

MARK C MILLER
Date: FTP 12/6/16

Preparer's name and telephone number if other than judge (print or type)
Date: _____

JONATHAN P STARN
Date: _____

Board of Zoning Appeals

October 13, 2016

Members present: Chairman Phil Rooney, Sharon Rooney, and Brett Gies. Present on behalf of the City of Findlay is Todd Richard, Zoning Department Administrator, and Deidre Ramthun, Recording Secretary.

The meeting was called to order at 6:00 p.m. by Chairman Rooney. Mr. Rooney introduced the members to the audience and the general rules were reviewed.

Case #55181-BA-16 (3400 Spring Lake Drive) was introduced. Mr. Richard read his comments as follows: Filed by Jason Jerew, the applicant is seeking a variance from section 1161.03.B1 of the City of Findlay Zoning Ordinance. This section requires fences in required front yards to be no more than 4 feet in height and at least 50% open. The applicant has constructed a fence in the required front yard that is solid and 6 feet in height.

In June of 2016, the applicant received a permit for a 6 foot high fence in the "side and rear yard..." The permit was reviewed and issued by the Hancock Regional Planning Commission (HRPC) in his absence. The applicant presented a survey and hand-drawn site plan indicating where the fence was to be placed on the property. Everything the applicant did was proper.

A routine inspection was performed on the site. The violation was obvious. Not only was the fence encroaching into the setback, but it was actually about 1.5 feet in the city right-of-way. The permit application and plan was reviewed. The plan should not have been accepted. It indicates a 15-foot setback from the curb. Curbs are never referenced for setback purposes because the setback is only related to the property line or right-of-way. Additionally, the survey should have been used to illustrate where the fence was to be placed on the site.

Another issue with the permit approval is the fact a 30-foot setback is required from the north lot line—not 15 feet as was thought by HRPC. This was being treated as a street side yard and not a front yard, as it should have been. It is unknown how the dwelling was placed on the site when it was built in 1967.

So, we have a fence that is solid and too tall in the city right-of-way, within the required setback, approved by a substandard site plan, with zoning requirements that were improperly applied. Again the applicant did what was approved.

Regardless of the outcome, the City will be removing and replacing the fence according to the zoning regulations, or in accordance with the Board's decision (at our cost). The applicant understands the fence cannot be left in the right-of-way, however, he would like to have a zero setback from the north lot line. The request is very similar to a recent request we had in this subdivision, but there is no hardship here to meet the requirement. The City has acknowledged the error and will correct it, but we want to see the fence out of the front yard. The applicant has combined his property with a lot to the rear and has plenty of space to meet the setback as illustrated in the survey that you have. On the other hand, consistency must be considered. The fence is not causing much of a visibility issue, however, we may want to see some tapering so the visibility from the applicant's driveway isn't hindered in any way,

plus if there's ever a sidewalk that goes through there. For safety purpose, we'd like to see at least some form of visibility there. You did require the other applicant to dog ear his corner at the neighbor's driveway.

Mr. Rooney stated that per the survey, how far is it from the north side of his house to the right-of-way of Kensington? After discussion, Mr. Richard stated that it's probably close to 15 feet from the right-of-way. Mr. Rooney clarified that we're going off the assumption that this is two front yards. Mr. Richard replied that it is a fact.

Chairman Rooney swore in Jason Jerew, 3400 Spring Lake Drive, Findlay, Ohio. Mr. Jerew stated that it is a little bit odd because the road in the subdivision is not well traveled so it kind of gives precedence to being an alley and gets very little traffic. You could say there are two front yards to the property, but at the same time, since it's been requested to be combined as one lot with one parcel number that would make it a side yard which would be a side street yard. There are probably more alleys in the City of Findlay that see traffic more than this road actually sees traffic. To Mr. Richard's point though, there is precedence in that particular neighborhood at two different other addresses on the other end of the street – the busier side of the street where Penrose and 77 meet up. The most recent property that was zoned or granted a variance did have the dog ear on it. The one on the opposite side of the street does not have a dog ear nor are either of those yards on the side street regulated to the 42 or 48 height requirement or the 50% wide-open requirement. He does understand that there was a mistake by the City with granting it, possibly the 15 feet; but regardless if it was 15 feet, he feels it's still encroaching on the right-of-way. To what Mr. Richard says, it does need to be moved about 1.5 feet. The builders went off of what was approved. To move it in the 18 inches, or whatever it is, is a suitable remedy to the situation so it's off the right-of-way. If you look at the sidewalks that were started and never finished in the subdivision, you would line them up where the fence actually sits now. You could put them in a straight line and the fence would not interfere with the right-of-way, but if that 18 inches is a concern for the City and they want to spend the extra cash to move that in, obviously, he doesn't have anything to say about that because it is in the right-of-way. It probably should have been 16 feet. It should have sat in another 2 feet from where it's sitting to not be in the right of way. He doesn't see any reason to not allow the fence to be there and if the City wishes to move it at their expense that 2 feet, it's going to have to happen.

There was no communication.

Mrs. Rooney asked if Mr. Richard's recommendation is about 1.5 feet. Mr. Richard replied that yes, the right-of-way is a typical location from the back of the curb which is 16.5 feet, and regardless of what the BZA Commission decides tonight, we are moving it from the right-of-way. The question is are we moving it about 1.5 feet or are we moving it about 31.5 feet out of the right-of-way.

Mr. Rooney asked Mr. Jerew how he felt about moving the fence flush with the side of his house. Mr. Jerew commented that he would prefer not [flush with the house] because the reason they put it together the way they did is to not lose that much of his useable yard space. In taking into consideration the traffic flow and things of that nature, putting a pool in the back yard, and safety issues is the other reason why he wanted to be at 6 feet. With the precedence already in the neighborhood, one being dog eared and one not being dog eared, and both being set in about the same location that he requested, maybe just a little bit off the right-of-way, he doesn't see any reason why he would need to move it at all besides to get it out of the right-of-way. He thinks it would be pretty hard pressed to

find a reason to move it to the 31 because it was consistently done like the other properties in the neighborhood.


Mrs. Rooney asked what the distance is between the house and the fence right now. Mr. Jerew commented roughly 10 feet. There's probably a 10-foot section between where it butts up against the garage facade and goes out to the first post then runs all the way down in a straight line to the back marker.

Mr. Rooney stated that moving it back 30 feet makes absolutely no sense because then it's half way to the back yard. There's no way there is a visibility issue. Do you move it flush to the house or move it 2 feet? Those would be his two choices. Clarification was discussed about dog earring the fence at the corner of the garage. Mr. Rooney stated that if you look at the lot behind it, the one we dog eared, the driveway was pretty close behind that fence. This one is two lots away. Mr. Richard stated that he meant for his own safety when backing out and to make it consistent with what we have done before. Mr. Jerew stated that the other fence was dog eared at the back because it was butted up against someone else's driveway.


A motion was made by Mrs. Rooney to remove the fence from the right-of-way and taper the fence at the applicant's driveway 45 degrees to allow visibility with the standard conditions that he get an amended permit. Mr. Richard stated that he will be coordinating this with Mr. Jerew. Said motion was seconded by Mr. Gies and was unanimously approved by a vote of 3-0.

A motion was made by Mrs. Rooney to approve the August 11, 2016 minutes as written. The motion was seconded by Mr. Rooney. The motion to approve the minutes passed unanimously.

The meeting was adjourned.



Chairman



Secretary



AUDITOR'S OFFICE

318 Dorney Plaza, Room 313
Findlay, OH 45840-3346
Telephone: 419-424-7101 • Fax: 419-424-7866
www.findlayohio.com

JIM STASCHIAK II
CITY AUDITOR

Wednesday, December 14, 2016

The Honorable Council
Findlay, Ohio

Dear Council Members,

There is a need at the recreation department to keep up with the continual updates to our MUNIS financial system and to address an identified need to move forward on a point of sale solution to receipting the daily cash sales. Our accounts receivable team has determined that the 'Tyler Cashiering' system is the best solution for moving forward. Once fully implemented, the system will allow for seamless integration of our current financial system by tying the sales receipts directly to our inventory tracking. This solution is long overdue and addresses many the management comments made by the State Audit staff as part of our 2015 (and prior) audit process. For your reference, the department is budgeted to have revenues of \$660,000 in 2017.

Using the updated Tyler Cashiering system to address the financial processes of this department will go far to solve many of our recurring challenges going back several years. Fortunately, there are funds remaining in an existing project as part of our system migration to our current platform. By copy of this letter I am requesting the Director of Law prepare the necessary legislation for a resolution of transfer.

FROM: 31926300 HP3000 Migration \$38,500

TO: 31966700 Tyler Cashiering Implementation \$38,500

As this has been under consideration for some time and we have an opportunity to customize the software which will save money, it is respectfully requested that the statutory rules be waived and this legislation be passed at your last meeting of this year.

Respectfully submitted,

A handwritten signature in blue ink, appearing to read "Jim Staschiak II", with a long horizontal flourish extending to the right.

Jim Staschiak II
City Auditor

cc D. Rasmussen

Findlay Fire Department
Monthly Activities Report - 2016
 Submitted By: Joshua S. Eberle, Fire Chief

| Fire Statistics | JAN | FEB | MAR | APR | MAY | JUN | JUL | AUG | SEP | OCT | NOV | DEC |
|--|------------|------------|------------|------------|------------|------------|------------|------------|------------|------------|------------|----------|
| Fires | 14 | 9 | 10 | 13 | 2 | 7 | 7 | 3 | 7 | 4 | 8 | |
| Assist Other Agency | | 2 | 1 | 0 | 3 | 3 | 2 | 1 | 0 | 0 | 0 | |
| Emergency Medical Service (EMS) | 104 | 92 | 91 | 96 | 92 | 101 | 102 | 100 | 139 | 136 | 120 | |
| Car Accidents | 20 | 19 | 12 | 10 | 12 | 24 | 12 | 14 | 21 | 8 | 24 | |
| Rescues (Extrication, Water, Elevator) | 1 | | 2 | 5 | | 3 | 3 | 2 | 2 | 1 | 1 | |
| Hazmat | 5 | 5 | 5 | 4 | 6 | 10 | 14 | 11 | 7 | 10 | 11 | |
| Good Intent | 7 | 5 | 1 | 1 | 7 | 4 | 7 | 2 | 1 | 4 | 4 | |
| Burning Complaints | 6 | 3 | 9 | 6 | 15 | 18 | 11 | 10 | 10 | 9 | 17 | |
| False Alarms | 27 | 17 | 18 | 14 | 27 | 24 | 20 | 33 | 24 | 24 | 33 | |
| Totals | 184 | 152 | 149 | 149 | 164 | 194 | 178 | 176 | 211 | 196 | 218 | 0 |

| Runs by District | JAN | FEB | MAR | APR | MAY | JUN | JUL | AUG | SEP | OCT | NOV | DEC |
|-----------------------------|------------|------------|------------|------------|------------|------------|------------|------------|------------|------------|------------|----------|
| Station 1 - (South Main St) | 60 | 53 | 46 | 49 | 59 | 63 | 67 | 56 | 72 | 76 | 74 | |
| Station 2 - (North Main St) | 44 | 38 | 38 | 32 | 32 | 52 | 37 | 41 | 49 | 47 | 59 | |
| Station 3 - (Tiffin Ave) | 39 | 27 | 28 | 33 | 33 | 43 | 27 | 36 | 46 | 40 | 44 | |
| Station 4 - (CR 236) | 41 | 34 | 37 | 39 | 40 | 36 | 47 | 43 | 44 | 33 | 41 | |
| Totals | 184 | 152 | 149 | 153 | 164 | 194 | 178 | 176 | 211 | 196 | 218 | 0 |

| Firefighter Training (by hours) | JAN | FEB | MAR | APR | MAY | JUN | JUL | AUG | SEP | OCT | NOV | DEC |
|---------------------------------|-------------|-------------|-------------|-------------|-------------|-------------|-------------|-------------|-------------|-------------|-------------|----------|
| EMS Formal | 58 | 60 | 64 | 222 | 110 | 64 | 122 | 130 | 43 | 140 | 65 | |
| Fire Formal | 17 | 120 | 272 | 1070 | 205 | 167 | 115 | 93 | 147 | 92 | 1 | |
| Fire Informal | 1587 | 1671 | 1756 | 1600 | 1650 | 1347 | 1484 | 1733 | 1490 | 1603 | 1517 | |
| Totals | 1662 | 1851 | 2092 | 2892 | 1965 | 1578 | 1721 | 1956 | 1680 | 1835 | 1583 | 0 |

Fire Prevention Bureau

| Construction | JAN | FEB | MAR | APR | MAY | JUN | JUL | AUG | SEP | OCT | NOV | DEC |
|-------------------------|-----------|-----------|-----------|-----------|-----------|-----------|-----------|-----------|-----------|-----------|-----------|----------|
| Code Interpretations | 4 | 5 | 3 | 1 | 2 | 2 | 6 | 4 | 4 | 6 | 4 | |
| Inspections | | 7 | 4 | 9 | 3 | 3 | | 0 | 1 | 5 | 5 | |
| Plan Reviews | 11 | 9 | 15 | 3 | 4 | 2 | 5 | 5 | 4 | 11 | 9 | |
| System Acceptance Tests | 2 | 1 | 4 | 2 | 16 | 5 | | 2 | 2 | 12 | 4 | |
| Totals | 17 | 22 | 26 | 15 | 25 | 12 | 11 | 11 | 11 | 34 | 22 | 0 |

| Existing Structure - Additions | JAN | FEB | MAR | APR | MAY | JUN | JUL | AUG | SEP | OCT | NOV | DEC |
|--------------------------------|-----------|-----------|-----------|-----------|-----------|-----------|-----------|-----------|-----------|-----------|-----------|----------|
| Code Interpretations | 4 | 10 | 7 | 4 | 3 | 1 | 4 | 7 | 4 | 7 | 8 | |
| Inspections | 7 | 8 | 11 | 5 | 9 | 9 | 3 | 7 | 11 | 7 | 1 | |
| Plan Reviews | 1 | 8 | 9 | 4 | 4 | 4 | 4 | 8 | 3 | 2 | 11 | |
| System Acceptance Tests | 6 | 3 | 5 | 4 | 7 | 15 | 5 | 8 | 8 | 1 | | |
| Totals | 18 | 29 | 32 | 17 | 23 | 29 | 16 | 30 | 26 | 17 | 20 | 0 |

| Fire Investigations | JAN | FEB | MAR | APR | MAY | JUN | JUL | AUG | SEP | OCT | NOV | DEC |
|-------------------------------|-----------|-----------|-----------|-----------|-----------|-----------|-----------|----------|----------|----------|----------|----------|
| Cause and Determination | | | | | | | | | | | | |
| Accidental | 7 | 2 | 1 | 5 | 2 | | 2 | | 1 | | | |
| Undetermined | 1 | | 1 | | | | | | | | | |
| Incendiary | 0 | | | 1 | | | | | | 1 | | |
| Fire Investigation Activities | | | | | | | | | | | | |
| Follow-up | 18 | 18 | 16 | 17 | 18 | 6 | 14 | 1 | 1 | | 1 | |
| Interviews | 67 | 18 | 19 | 53 | 22 | 1 | 3 | | 7 | 5 | | |
| Assists | 0 | | | 2 | 1 | 8 | | | | | 1 | |
| Totals | 93 | 38 | 37 | 78 | 43 | 15 | 19 | 1 | 9 | 6 | 2 | 0 |

| Inspections | JAN | FEB | MAR | APR | MAY | JUN | JUL | AUG | SEP | OCT | NOV | DEC |
|-----------------------------|----------|-----------|-----------|-----------|-----------|-----------|-----------|------------|-----------|-----------|-----------|----------|
| Assembly | | 6 | 36 | 23 | 14 | 13 | 13 | 4 | 21 | 3 | 25 | |
| Business | | 3 | 1 | 7 | 30 | 15 | 12 | 18 | 18 | 22 | 26 | |
| Education K-12 | | 2 | | 0 | | | 1 | 1 | 14 | 1 | | |
| Education Pre-School | 1 | | | 1 | 3 | | 1 | 2 | 2 | 1 | | |
| Factory | | 2 | | | | | | | | | | |
| Mercantile | | 1 | 12 | | 17 | 26 | | 14 | 9 | 4 | | |
| Hazardous / Fireworks | | | | | | | | | | | | |
| Institutional | | | | 1 | | 2 | 1 | | | | | |
| Mercantile | | | | 6 | | | 20 | | | | 29 | |
| Residential | | | | | | | 2 | | 1 | 14 | 2 | |
| Adoption / Foster Care | | 5 | 4 | 1 | | 1 | | 2 | | | 1 | |
| Storage / Mixed Use | | 1 | 1 | 1 | | | | | | | | |
| Utility Mobile Food Vendors | | | | | | | | 47 | 4 | | | |
| Utility Outbuildings | | | | | | | | 21 | | | | |
| Vacant Structures | 1 | 1 | | | | | | | | | | |
| Totals | 2 | 21 | 54 | 40 | 64 | 57 | 50 | 109 | 69 | 45 | 83 | 0 |

| Prevention | JAN | FEB | MAR | APR | MAY | JUN | JUL | AUG | SEP | OCT | NOV | DEC |
|--------------------------------|-----------|-----------|-----------|-----------|-----------|------------|------------|------------|-----------|------------|------------|----------|
| Code Interpretations | 10 | 17 | 3 | 10 | | 5 | 10 | 7 | 7 | 9 | 5 | |
| Complaints | 3 | 7 | 2 | 1 | 4 | 2 | 5 | 4 | 5 | 1 | 3 | |
| Fireworks Exhibitions / Events | | 2 | | 1 | 1 | 6 | 2 | 5 | 4 | 4 | 3 | |
| Knox Box Consults/Maint. | | 4 | 9 | 2 | 6 | 6 | 3 | 4 | 3 | 7 | 21 | |
| Other | 1 | 4 | | 1 | 3 | 1 | 2 | 1 | | 1 | 1 | |
| Fire Plan Updates | 1 | | 3 | | 2 | 3 | | | | | 3 | |
| Pre-Fire Plan | | | | | | | | | 3 | 7 | | |
| Property Research | 5 | 8 | 2 | 3 | 1 | 2 | 1 | 1 | 1 | | 3 | |
| Safety Presentations | | 7 | 1 | 1 | 3 | 5 | 6 | 2 | 6 | 9 | 2 | |
| Re-inspections | 26 | 18 | | 67 | 70 | 74 | 96 | 111 | 58 | 81 | 61 | |
| Background Checks | 37 | 12 | 13 | 1 | 5 | 15 | | | | | 1 | |
| Totals | 83 | 79 | 33 | 87 | 95 | 119 | 125 | 135 | 87 | 119 | 103 | 0 |

| Public Presentations | JAN | FEB | MAR | APR | MAY | JUN | JUL | AUG | SEP | OCT | NOV | DEC |
|----------------------------|----------|----------|-----------|----------|----------|-----------|----------|----------|----------|----------|----------|----------|
| Station Tours | 1 | 2 | 2 | 2 | | | | | | | | |
| Truck Visits | 0 | 1 | 0 | 2 | | | | | | | | |
| Meetings Attended | 2 | 3 | 6 | 2 | 3 | 8 | 4 | 1 | 1 | 4 | 6 | |
| School / Seminars Attended | 1 | 3 | 2 | 1 | | 6 | 1 | 1 | 3 | 2 | 2 | |
| Totals | 4 | 9 | 10 | 7 | 3 | 14 | 5 | 2 | 4 | 6 | 8 | 0 |

**FINDLAY CITY COUNCIL
CARRY-OVER LEGISLATION
December 20, 2016**

ORDINANCE NO. 2016-112 *(516, 518, 518 ½ Liberty St rezone)*

third reading

AN ORDINANCE AMENDING CHAPTER 1100 ET SEQ OF THE CODIFIED ORDINANCES OF THE CITY OF FINDLAY, OHIO, KNOWN AS THE ZONING CODE BY REZONING THE FOLLOWING DESCRIBED PROPERTY (REFERRED TO AS 516, 518, 518 ½ LIBERTY STREET REZONE) WHICH PREVIOUSLY WAS ZONED "R3 SINGLE FAMILY HIGH DENSITY" TO "R4 DUPLEX/TRI-PLEX HIGH DENSITY".

ORDINANCE NO. 2016-113 *(15110 Flag City Dr rezone)*

third reading

AN ORDINANCE AMENDING CHAPTER 1100 ET SEQ OF THE CODIFIED ORDINANCES OF THE CITY OF FINDLAY, OHIO, KNOWN AS THE ZONING CODE BY REZONING THE FOLLOWING DESCRIBED PROPERTY (REFERRED TO AS 15110 FLAG CITY DRIVE REZONE) WHICH PREVIOUSLY WAS ZONED "R1 SINGLE FAMILY LOW DENSITY" TO "C2 GENERAL COMMERCIAL".

ORDINANCE NO. 2016-114 *(zoning fees)*

third reading

AN ORDINANCE APPROVING AN UPDATED SCHEDULE OF FEES PURSUANT TO 1169.01 OF THE CODIFIED ORDINANCES OF THE CITY OF FINDLAY, OHIO.

ORDINANCE NO. 2016-116 *(emergency management services contract renewal)*

second reading

AN ORDINANCE AUTHORIZING THE MAYOR AND THE DIRECTOR OF PUBLIC SERVICE-SAFETY OF THE CITY OF FINDLAY, OHIO, TO ENTER INTO A CONTRACT WITH HANCOCK COUNTY EMERGENCY MANAGEMENT AGENCY TO DEVELOP AN EMERGENCY OPERATION PLAN THAT WILL ENCOMPASS ALL POLITICAL SUBDIVISIONS OF HANCOCK COUNTY, PURSUE A PROFESSIONAL DEVELOPMENT TRAINING PROGRAM, AND COORDINATE THE EMERGENCY MANAGEMENT ACTIVITIES OF ALL THE POLITICAL SUBDIVISIONS ACCORDING TO THE DUTIES AND REQUIREMENTS OF SECTION 5502.27 OF THE OHIO REVISED CODE, AND DECLARING AN EMERGENCY.

ORDINANCE NO. 2016-117 *(CIT funds - re-allocation (amend 2016-003))*

second reading

AN ORDINANCE AMENDING CODIFIED ORDINANCE NO. 2016-003 OF THE CITY OF FINDLAY, OHIO, AND DECLARING AN EMERGENCY.

City of Findlay

Office of the Director of Law

318 Dorney Plaza, Room 310
Findlay, OH 45840
Telephone: 419-429-7338 • Fax: 419-424-7245

Donald J. Rasmussen
Director of Law

DECEMBER 20, 2016

THE FOLLOWING IS THE NEW LEGISLATION TO BE PRESENTED TO THE CITY COUNCIL OF THE CITY OF FINDLAY, OHIO, AT THE TUESDAY, DECEMBER 20, 2016 MEETING.

RESOLUTIONS

042-2016 A RESOLUTION TRANSFERRING FUNDS WITHIN APPROPRIATED FUNDS, AND DECLARING AN EMERGENCY.

ORDINANCES

2016-118 AN ORDINANCE APPROPRIATING FUNDS AND DECLARING AN EMERGENCY.

RESOLUTION NO. 042-2016

A RESOLUTION TRANSFERRING FUNDS WITHIN APPROPRIATED FUNDS, AND DECLARING AN EMERGENCY.

BE IT RESOLVED by the Council of the city of Findlay, State of Ohio, two-thirds (2/3) of all members elected or appointed thereto concurring:

SECTION 1: That the Auditor is authorized to appropriate the following sums and to transfer said sums to the following accounts and/or projects:

| | | |
|-------|---|--------------|
| FROM: | HP3000 Migration #31926300 | \$ 38,500.00 |
| TO: | Tyler Cashiering Implementation #31966700 | \$ 38,500.00 |

SECTION 2: This Resolution is hereby declared to be an emergency measure necessary for the immediate preservation of the public peace, health and safety of the inhabitants of the City of Findlay, Ohio, and for the further reason it is immediately necessary to make said transfer so that the Tyler Cashiering System may be updated in the Recreation Department, as well as meet the recommendations by the Auditor of the State of Ohio.

WHEREFORE, this Resolution shall take effect and be in force from and after its passage and approval by the Mayor.

PRESIDENT OF COUNCIL

MAYOR

PASSED _____

ATTEST _____
CLERK OF COUNCIL

APPROVED _____

ORDINANCE NO. 2016-118

AN ORDINANCE APPROPRIATING FUNDS AND DECLARING AN EMERGENCY.

BE IT ORDAINED by the Council of the City of Findlay, State of Ohio, two-thirds (2/3) of all members elected thereto concurring:

SECTION 1: That the following sums be and the same are hereby appropriated:

| | | | | |
|-------|--|----|------------|------------|
| FROM: | City Income Tax Fund | \$ | 709,830.00 | |
| TO: | City Income Tax #27047000-other | | \$ | 709,830.00 |
| FROM: | Energy Bonds Series B #23056100 | \$ | 17,192.25 | |
| TO: | CIT Capital Improvements | | \$ | 17,192.25 |
| FROM: | Energy Bonds Series A #23056000 | \$ | 5.24 | |
| TO: | CIT Capital Improvements | | \$ | 5.24 |
| FROM: | Police Pension Fund | \$ | 7,753.47 | |
| TO: | Police Pension #27078000 | | \$ | 7,753.47 |
| FROM: | Fire Pension Fund | \$ | 7,753.47 | |
| TO: | Fire Pension #27079000 | | \$ | 7,753.47 |
| FROM: | Cemetery Trust Fund | \$ | 5,652.73 | |
| TO: | Cemetery Trust #27086000-other | | \$ | 5,652.73 |
| FROM: | Severance Payout Reserve Fund | \$ | 50,000.00 | |
| TO: | Severance Payout Reserve #22090000-personal services | | \$ | 50,000.00 |
| FROM: | General Fund | \$ | 200,000.00 | |
| TO: | Self Insurance Fund | | \$ | 200,000.00 |

SECTION 2: This Ordinance is hereby declared to be an emergency measure necessary for the immediate preservation of the public peace, health and safety of the inhabitants of the City of Findlay, Ohio, and for the further reason it is immediately necessary to appropriate said funds so that funds may be available to pay expenditures as they become due,

WHEREFORE, this Ordinance shall take effect and be in force from and after its passage and approval by the Mayor.

PRESIDENT OF COUNCIL

MAYOR

PASSED _____

ATTEST _____
CLERK OF COUNCIL

APPROVED _____