

FINDLAY CITY COUNCIL AGENDA

REGULAR SESSION

November 15, 2016

COUNCIL CHAMBERS

ROLL CALL of 2016-2017 COUNCILMEMBERS

ACCEPTANCE/CHANGES TO PREVIOUS CITY COUNCIL MEETING MINUTES:

Acceptance or changes to the November 1, 2016 Regular Session City Council meeting minutes.

ADD-ON/REPLACEMENT/REMOVAL FROM THE AGENDA: - none.

PROCLAMATIONS: - none.

RECOGNITION/RETIREMENT RESOLUTIONS: - none.

PETITIONS: - none.

WRITTEN COMMUNICATIONS: - none.

ORAL COMMUNICATIONS:

Columbia Gas of Ohio/CLEAResult® -Findlay Implementation Plan

REPORTS OF MUNICIPAL OFFICERS AND MUNICIPAL DEPARTMENTS:

City Income Tax Monthly Collection Report – October 2016.

Findlay Police Department Activities Report – October 2016.

Treasurer's Reconciliation Report – September 30, 2016, and October 31, 2016.

Findlay Fire Department Activities Report – October 2016.

Findlay W.O.R.C. Financial Analysis Report – January 1, 2016 through October 31, 2016.

Council President Pro-Tem R. Ronald Monday – Bed Tax Distribution Ad Hoc Committee appointment

Pursuant to his authority as Council President Pro-Tem, he is appointing an Ad Hoc Committee to study and make a recommendation to council related to the "Bed Tax Distribution". Councilman Grant Russel will be the Chairman and Councilman Dennis Hellmann and Councilman Tom Klein will serve on the committee.

Findlay Municipal Court Activities Report – October 2016.

City Auditor Jim Staschiak – summary financial reports

A set of summary financial reports for the prior month follows including:

- Summary of Year-To-Date Information as of October 31, 2016
- Open Projects Report as of October 31, 2016
- Cash & Investments as of October 31, 2016
- Financial Snapshot as October 31, 2016

COMMITTEE REPORTS:

An **AD HOC COMMITTEE** met on September 29, 2016 to select Councilmembers to serve on the Raise The Bar Board.

We recommend the appointment of Councilman Jeff Wobser for the remainder of 2016 and for the calendar year 2017. Mr. Wobser will be a voting member of "The Raise The Bar" program.

The **PLANNING & ZONING COMMITTEE** to whom was referred a request from Thomas Roach to rezone 516, 518, 518 ½ Liberty Street from R3 Single Family High Density to R4 Duplex/Tri-Plex High Density.

We recommend to approve as requested. Ordinance No. 2016-112 was created.

The **PLANNING & ZONING COMMITTEE** to whom was referred a request from Woody Heimann to rezone A .94-acre piece of land directly east of Menards at 15110 Flag City Drive from R1 Single Family Low Density to C2 General Commercial.

We recommend to approve as requested. Ordinance No. 2016-113 was created.

The **PLANNING & ZONING COMMITTEE** to whom was referred a request from Hancock Regional Planning Director Matt Cordonnier to discuss updates to the Downtown Design Review Board regulations.
We recommend further discussion by the Planning & Zoning Committee.

LEGISLATION:

RESOLUTIONS

RESOLUTION NO. 040-2016 (*Energy Special Improvement District*)

second reading

APPROVING BY LEGISLATIVE RESOLUTION THE PETITION AND ARTICLES OF INCORPORATION FOR THE CREATION AND GOVERNANCE OF AN ENERGY SPECIAL IMPROVEMENT DISTRICT UNDER OHIO REVISED CODE CHAPTER 1710, AND APPROVING THE NECESSITY OF ACQUIRING, CONSTRUCTING, AND IMPROVING CERTAIN PUBLIC IMPROVEMENTS IN THE CITY OF FINDLAY, OHIO IN COOPERATION WITH THE CITY OF FINDLAY, OHIO ENERGY SPECIAL IMPROVEMENT DISTRICT, AND DECLARING AN EMERGENCY.

RESOLUTION NO. 041-2016 (*no PO*)

first reading

A RESOLUTION APPROVING THE EXPENDITURES MADE BY THE AUDITORS OFFICE ON THE ATTACHED LIST OF VOUCHERS WHICH EITHER EXCEEDED THE PURCHASE ORDER OR WERE INCURRED WITHOUT A PURCHASE ORDER EXCEEDING THE STATUTORY LIMIT OF THREE THOUSAND DOLLARS (\$3000.00) ALL IN ACCORDANCE WITH OHIO REVISED CODE 5705.41(D).

ORDINANCES

ORDINANCE NO. 2016-105 (*415/417 Crystal Ave rezone*)

third reading

AN ORDINANCE AMENDING CHAPTER 1100 ET SEQ OF THE CODIFIED ORDINANCES OF THE CITY OF FINDLAY, OHIO, KNOWN AS THE ZONING CODE BY REZONING THE FOLLOWING DESCRIBED PROPERTY (REFERRED TO AS 415/417 CRYSTAL AVENUE REZONE) WHICH PREVIOUSLY WAS ZONED "R4 DUPLEX/TRI-PLEX HIGH DENSITY" TO "R2 SINGLE FAMILY MEDIUM DENSITY".

ORDINANCE NO. 2016-108 (*salary ordinance - Carolyn*)

second reading

AN ORDINANCE ESTABLISHING JOB CLASSIFICATIONS, PAY RANGES, SALARY SCHEDULES AND OTHER MATTERS THAT MAY AFFECT PAY, FOR ALL NON-ELECTED OFFICERS AND EMPLOYEES OF THE CITY OF FINDLAY, OHIO, AND REPEALING ORDINANCE NO. 2016-089, ORDINANCE NO. 2016-071, AS AMENDED AND ALL OTHER ORDINANCES AND/OR PARTS OF ORDINANCES IN CONFLICT HEREWITH, AND DECLARING AN EMERGENCY.

ORDINANCE NO. 2016-109 (*year-end appropriations*)

second reading

AN ORDINANCE APPROPRIATING FUNDS AND DECLARING AN EMERGENCY.

ORDINANCE NO. 2016-110, AS AMENDED (*Income Tax estimated payments*)

second reading

AN ORDINANCE AMENDING SECTIONS 194.07, 194.10, AND 194.13 OF CHAPTER 194 OF THE CODIFIED ORDINANCES OF THE CITY OF FINDLAY, OHIO.

ORDINANCE NO. 2016-111 (*Twp Rd 94 waterline extension*)

second reading

AN ORDINANCE APPROPRIATING FUNDS AND DECLARING AN EMERGENCY.

ORDINANCE NO. 2016-112 (*516, 518, 518 ½ Liberty St rezone*)

first reading

AN ORDINANCE AMENDING CHAPTER 1100 ET SEQ OF THE CODIFIED ORDINANCES OF THE CITY OF FINDLAY, OHIO, KNOWN AS THE ZONING CODE BY REZONING THE FOLLOWING DESCRIBED PROPERTY (REFERRED TO AS 516, 518, 518 ½ LIBERTY STREET REZONE) WHICH PREVIOUSLY WAS ZONED "R3 SINGLE FAMILY HIGH DENSITY" TO "R4 DUPLEX/TRI-PLEX HIGH DENSITY".

ORDINANCE NO. 2016-113 (*15110 Flag City Dr rezone*)

first reading

AN ORDINANCE AMENDING CHAPTER 1100 ET SEQ OF THE CODIFIED ORDINANCES OF THE CITY OF FINDLAY, OHIO, KNOWN AS THE ZONING CODE BY REZONING THE FOLLOWING DESCRIBED PROPERTY (REFERRED TO AS 15110 FLAG CITY DRIVE REZONE) WHICH PREVIOUSLY WAS ZONED "R1 SINGLE FAMILY LOW DENSITY" TO "C2 GENERAL COMMERCIAL".

ORDINANCE NO. 2016-114 (*zoning fees*)

first reading

AN ORDINANCE APPROVING AN UPDATED SCHEDULE OF FEES PURSUANT TO 1169.01 OF THE CODIFIED ORDINANCES OF THE CITY OF FINDLAY, OHIO.

UNFINISHED BUSINESS:

OLD BUSINESS

NEW BUSINESS

ORAL COMMUNICATION FORM

TO THE HONORABLE COUNCIL OF THE CITY OF FINDLAY, OHIO:

I, Jill McJinn, RESIDING AT
% CLEAResult on behalf of Columbia Gas of Ohio.

(ADDRESS)

(PHONE)

WISH TO ADDRESS YOUR HONORABLE BODY IN REGARDS TO:

→ Findlay Neighborhood Home
Energy Audit Program

→ Would like to present overview
of attached plan for Findlay.

Jill McJinn
(SIGNATURE)

Due to limited time and in order to permit all persons and groups equal time, all oral communications are limited to a time period of not more than **four (4) minutes per person**. No more than three speakers shall speak to each side of a question before Council.

Council may extend or limit debate with regard to a particular question, depending upon the number of speakers, the nature of the question before Council and the urgency of the question.



2016 Findlay Implementation Plan Neighborhood Home Energy Audit Program

Introduction

Findlay has been selected as a qualified area to participate in the Neighborhood Home Energy Audit program in partnership with Columbia Gas of Ohio. Findlay customers will have the opportunity to lower natural gas usage (30% or greater reduction possible), reduce carbon footprint as well as enjoy a more comfortable, quieter home.

All single family homes who are residential gas heating customers are preapproved for a Home Energy Audit for only \$20 (a \$500 value). Findlay customers are only responsible for the first \$300 of recommended, qualified insulation and air sealing improvements and are eligible to receive \$1,000 off a high efficiency gas furnace or boiler if recommended during their audit*. Residents may receive a free programmable thermostat and high-performance, energy efficient shower heads where appropriate. As part of the screening process, all customers will be screened for income eligibility to determine eligibility in the WarmChoice program. All eligible WarmChoice customers will be referred to Ground Level Solutions in an expedient manner.

Customers that completed an audit in 2016 and have not yet moved forward with installation of recommended measures will also be eligible to take advantage of the qualified rates. Refunds will not be provided for the original audit fee; however, customers will be eligible to move forward with the incentives approved for Findlay.

Goals

Findlay includes approximately 17,866 residential accounts. There are currently 7,046 homes in Findlay with usage above 800 CCF that have not yet completed a Home Energy Audit. The goal for this initiative is to complete 350 audits (5%) during the initial six month launch. With an estimated conversion rate of 49%, the conversion goal is 171 homes and therefore a savings goal of 51,450 CCF.

Tactics

Key launch tactics for 2016 include:

- Direct mail to residents of Findlay to introduce the recently approved initiative
- Build relationships and foster ambassadors with community leadership, civic organizations, ambassadors and stakeholders to include University of Findlay, Findlay city employees, Findlay/Hancock County Economic Development, Cooper Tires, Marathon Petroleum, Whirlpool Corporation, Blanchard Valley Hospital, Findlay City School District, and Findlay Parks and Recreation Department
- Focused outreach to homeowners and property owners at community events
- Local contractor recruitment to ensure adequate availability of performance of authorized services and community engagement, including recruitment through local building department and Hancock County inspector
- Conduct Neighborhood Blitz to kick off initiative Saturday, December 10
- Referral program will be offered for local affinity groups – a referral fee of \$20 will be paid to the respective organization for every member completing a Home Energy Audit
- Participate in Chamber of Commerce events for contractor networking
- Direct mail campaign to reach customers that completed an audit in 2016 and have not yet moved forward with installation of recommended measures in an effort to increase additional conversions

- Finalize marketing collateral
 - Flyer
 - Door hanger
 - Direct mail letter
 - CR to create an email in which affinity groups could use to provide their members (congregations, clubs, etc.)
- Schedule introduction and planning meetings with community organizations
 - Community Improvement Committee
 - Findlay Housing Agency
 - Ohio Landlord Association
 - University of Findlay off-campus student services
 - University of Findlay Retirees Association
 - Hancock County Board of Realtors
- Schedule introduction and planning meetings with local media
 - The Findlay Blade
 - The Courier
 - Main Street News

Community Engagement (ongoing monthly participation):

- Fresh Brewed Business (Sponsored by Findlay Chamber of Commerce)
- B2B Networking (Sponsored by Findlay Chamber of Commerce)
- Hancock County Safety Council Meeting
- Kiwanis Club meetings
- National Exchange Club Meetings

Engagement Schedule:

November

- Presentation to Findlay City Council to propose resolution of Neighborhood Pride Initiative, **November 15, 7:30pm**
- Press conference with the Mayor and local homeowner (date TBD by COH communications)
- Direct mail postcard to 17,000 residents
- Follow up letter to residents that have completed a Home Energy Audit in 2016 and have not yet moved forward with installation of recommended measures advising eligibility of use of newly approved Findlay rates
- Lunch and learn for Findlay city employees
- Table at Whirlpool corporation at breakfast/lunch and 4pm to capture traffic from three shift cycles
- Participate in Findlay Park and Recreation District impact series (topic - recycling), November 17, 6-8pm

December

- Direct mail follow up letter targeting customers that have not scheduled a Home Energy Audit
- Presentation to Findlay Hancock Economic Development committee
- Lunch and learn for Findlay City School District
- Presentation to Blanchard Valley Hospital
- Neighborhood Blitz, December 10

January

- Community outreach event at The Cube
- Presentation to Marathon Petroleum
- Lunch and Learn for University of Findlay (Graduate certificate program – environmental studies)

February

- Presentation to the Brown Bag Lecture Series (sponsored by City of Findlay)
- Community outreach event at the Findlay Green Waste Site

March

- Presentation to Findlay Engineering Department
- Participate in Findlay Leisure Living Home Show

April

- Presentation to Findlay Parks and Recreation Department

*Customer must complete a \$20 Home Energy Audit to determine qualifying services. Offer assumes there are no prohibitive structural issues with the home.

City of Findlay

Income Tax Department

Post Office Box 862 Findlay, Ohio 45839-0862
 318 Dorney Plaza, Municipal Building Room 115
 Telephone: 419-424-7133 • Fax: 419-424-7410
 findlaytaxforms.com

Lydia L. Mihalk
 Mayor

Andrew Thomas
 Tax Administrator

Monthly Collection Report to Findlay Council

October 2016

Total collections for October 2016: \$2,560,060.38

	<u>2016</u> <u>Year-to-date</u>	<u>2015</u> <u>Year-to-date</u>	<u>Variance</u>
Withholders	15,031,514.88	14,196,813.90	834,700.98
Individuals	2,106,085.72	1,931,410.81	174,674.91
Businesses	<u>5,092,410.08</u>	<u>4,093,739.69</u>	<u>998,670.39</u>
Totals	22,230,010.68	20,221,964.40	2,008,046.28 9.93%

Actual & Estimated Past-due Taxes

Withholders	585,758.84
Individuals	1,416,312.60
Businesses	<u>141,557.58</u>
Total	2,143,629.02

Actual and Projected Revenue

	<u>2016</u> <u>Actual</u> <u>Year-to-date</u>	<u>Percentage</u> <u>of Projection</u> <u>Collected</u>	<u>Amount</u> <u>to Meet</u> <u>Projection</u>	<u>Percentage</u> <u>to Meet</u> <u>Projection</u>	<u>2016</u> <u>Projected</u> <u>Year End</u>
Withholders	15,031,514.88	85.36%	2,578,485.12	14.64%	17,610,000.00
Individuals	2,106,085.72	95.73%	93,914.28	4.27%	2,200,000.00
Businesses	<u>5,092,410.08</u>	107.55%	<u>-357,410.08</u>	-7.55%	<u>4,735,000.00</u>
Totals	22,230,010.68	90.57%	2,314,989.32	9.43%	24,545,000.00

Refunds Paid

	Month-to-date <u>Quantity</u>	Year-to-date <u>Quantity</u>	Month-to-date <u>Amount</u>	Year-to-date <u>Amount</u>
Withholders	0	39	0.00	12,142.83
Individuals	34	1,383	6,915.50	332,253.87
Businesses	<u>14</u>	<u>107</u>	<u>5,208.50</u>	<u>34,301.88</u>
Totals	48	1,529	12,124.00	378,698.58

Transfers of Overpayments

	Month-to-date <u>Quantity</u>	Year-to-date <u>Quantity</u>	Month-to-date <u>Amount</u>	Year-to-date <u>Amount</u>
Withholders	0	1	0.00	21.91
Individuals	64	974	19,329.76	176,790.53
Businesses	<u>38</u>	<u>560</u>	<u>49,473.25</u>	<u>362,046.24</u>
Totals	102	1,535	68,803.01	538,858.68



Andrew Thomas, Administrator

11-1-16

Date

Findlay Income Tax Department

Monthly Collections Report

Tuesday, November 1, 2016

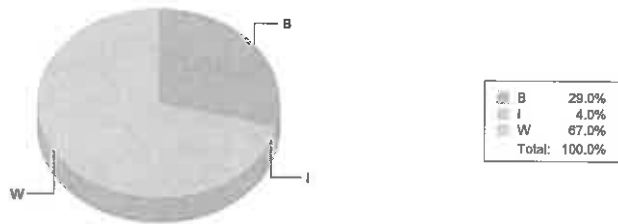
8:22:55AM

For Period October 1, 2016 through October 31, 2016


City of Findlay

Account Type	Monthly Total	2016 Year to Date	2015 Year to Date	Increase (Decrease)	% Change	2016 Month to Date	Previous Year(s) Month to Date
W	1,716,166.94	15,031,514.88	14,196,813.90	834,700.98	5.88	1,712,487.72	3,679.22
I	102,269.13	2,106,085.72	1,931,410.81	174,674.91	9.04	26,789.48	75,479.65
B	741,624.31	5,092,410.08	4,093,739.69	998,670.39	24.40	10,993.21	730,631.10
Totals:	2,560,060.38	22,230,010.68	20,221,964.40	2,008,046.28	9.93	1,750,270.41	809,789.97

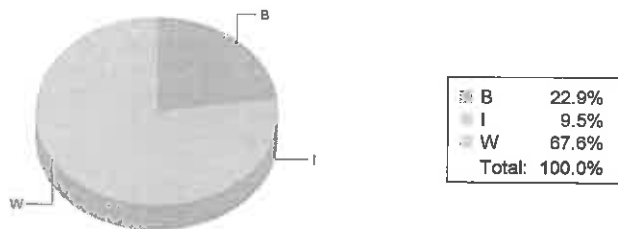
Monthly Collections by Account Type




Collections Year to Date



YTD Collections by Account Type



Year to Date Total Collections



City of Findlay

Lydia Mihalik, Mayor

POLICE DEPARTMENT

Gregory R. Horne, Chief of Police

318 Dorney Plaza, Room 207 • Findlay, OH 45840

Phone: 419-424-7194 • Fax: 419-424-7296

www.findlayohio.com

November 2, 2016

Honorable Council:

Attached are the Findlay Police Department activity stats for October 2016.

Sincerely,



Gregory R. Horne
Chief of Police

Findlay Police Department
Monthly Activities Report - 2016

Category	2016		JAN	FEB	MAR	APR	MAY	JUN	JUL	AUG	SEP	OCT	NOV	DEC
	Total	Avg	Total	Total	Total	Total	Total	Total	Total	Total	Total	Total	Total	Total
Detective Division														
City (Law Director)	1,108	111	100	91	110	101	117	86	106	144	124	129		
County	383	38	42	36	28	57	39	26	46	44	36	29		
Juvenile	228	23	26	16	24	27	38	16	25	9	15	32		

Vice Narcotics/Metric														
Narcotics Investigations	230	23	19	29	29	24	20	19	27	21	19	23		
Felony														
Arrests	120	12	8	11	14	20	8	7	10	15	16	11		
Charges	214	21	13	24	31	38	11	11	13	25	30	18		
Misdemeanor														
Arrests	12	1	1			4		1	3		3			
Charges						6					4			
Drug Talks	4	1	1				1			1	1			

Patrol Division														
Traffic Stops	6,395	640	583	607	672	473	582	534	619	754	816	755		
Citations	3,630	363	304	424	285	229	321	405	324	359	422	557		
OVI	90	9	10	6	14	8	9	8	8	9	13	5		
Accidents														
Non-Injury	741	74	59	66	58	80	56	79	75	74	91	103		
Injury	124	12	14	17	7	5	9	16	10	13	18	15		
Complaints														
Criminal Damaging / Vandalism	261	26	34	12	36	21	28	33	24	23	33	17		
Theft / Fraud / Shoplifting	1,017	102	113	81	83	94	100	120	107	98	117	104		
Motor Vehicle Theft	37	4	6	2	4	1	5	3	4	4	5	3		
Unlawful Entry	199	20	28	13	19	13	8	25	24	25	31	13		
Domestic Dispute	686	69	60	60	64	66	70	85	86	71	54	70		
Assault	175	18	8	15	22	13	13	14	18	30	19	23		
Sex Offense	78	8	7	8	14	12	5	7	6	7	4	8		
Alcohol/Drug	386	39	35	25	43	30	48	32	36	44	42	51		
Warrants Served	754	75	76	53	89	61	82	70	92	90	64	77		
Arrests	1,699	170	166	110	194	155	182	143	199	205	158	187		
Reports Generated	11,299	1,130	1108	1045	1,137	939	1,103	1,103	1,165	1,232	1,266	1,201		
School Walk Through	714	79	95	105	81	102	90			62	84	95		

Special Assignment Unit														
Events	1,139	114	90	91	112	58	129	125	125	156	135	118		
Arrests	120	12	16	16	22	13	27	2	8	5	5	6		
Traffic Citations	626	63	33	58	58	24	68	76	69	94	78	68		
Traffic Warning	205	21	34	20	30	14	18	10	16	31	17	15		
OVI	8	1		1	1		1	1		1	2	1		
Minor Misdemeanor Citations	41	4	2	1	3	1	4	5	5	5	10	5		
Warrants Served	157	16	17	12	11	10	22	12	20	20	12	21		
Summons Served	52	6	4	5	5		3	15	6	5	9			
Alcohol / Drug Offenses	101	10	5	6	6	7	14	11	10	10	19	13		
Weapons Offenses	1	0						1						
Cases referred for Charges	35	4	3	1	4	1	6	2	6	4	4	4		
Surveillance Details	55	6	5	3	2		11	13	6	4	9	2		
Assists to other PD Divisions	124	12	9	12	4	6	2	17	7	16	33	18		

Municipal Court														
Papers Processed	2,482	248	213	201	298	227	276	201	236	309	266	255		
Paper Service Hours	1,140	114	108	123	134	97	103	104	82	139	123	127		
Security Hours	373	37	52	35	39	33	39	20	36	45	32	42		
Prisoners To/From Court	27	3	2	2	2	2	2		1	9	7			
Miles Driven	8,237	824	915	835	1,134	761	963	721	801	910	610	587		
Summons	650	65	49	41	45	62	84	85	62	73	78	71		
Overtime Hours	17.0	1.9	1.0	2.0	1.5	3.0	1.5	1	2.0	3.0	2.0			



TREASURER'S OFFICE

318 Dorney Plaza, Room 313
Findlay, OH 45840-3346
Telephone: 419-424-7107 • Fax: 419-424-7866
www.findlayohio.com

SUSAN JO HITE
CITY TREASURER

Treasurer's Reconciliation for September 30, 2016

TREASURER

Fifth Third Initial Balance	4,551,961.73
- Withdrawals ()	(3,853,601.38)
+ Deposits	5,255,583.26
Ending Balance	5,953,943.61
<hr/>	
- Outstanding checks ()	(260,878.92)
Auditor's adjustment	2,834.11
Bank Adjustment	
+ Outstanding error	
Treasurer's Checking Bal	5,695,898.80
Investment Principal	51,451,985.42
Accrued Bond Interest	3,734.72
Treasurer's Total Cash and Investments	57,151,618.94

AUDITOR

Auditor's Checking Bal	5,695,898.80
Auditor's Total Cash and Investments	57,151,618.94

Respectfully submitted,


Susan Jo Hite
Treasurer



TREASURER'S OFFICE

318 Dorney Plaza, Room 313
Findlay, OH 45840-3346
Telephone: 419-424-7107 • Fax: 419-424-7866
www.findlayohio.com

SUSAN JO HITE
CITY TREASURER

Treasurer's Reconciliation for October 31, 2016

TREASURER

Fifth Third Initial Balance	5,953,943.61
- Withdrawals ()	(5,039,714.59)
+ Deposits	6,498,851.06
Ending Balance	7,413,080.08

- Outstanding checks ()	(896,493.79)
Auditor's adjustment	2,834.11
Deposit Error	

Treasurer's Checking Bal	6,519,420.40
--------------------------	--------------

Investment Principal	51,344,755.42
Accrued Bond Interest	1,484.72

Treasurer's Total Cash and Investments	57,865,660.54
--	---------------

AUDITOR

Auditor's Checking Bal	6,519,420.40
------------------------	--------------

Auditor's Total Cash and Investments	57,865,660.54
--------------------------------------	---------------

Respectfully submitted,

Susan Jo Hite
Treasurer

Findlay Fire Department
Monthly Activities Report - 2016
Submitted By: Joshua S. Eberle, Fire Chief

Fire Statistics	JAN	FEB	MAR	APR	MAY	JUN	JUL	AUG	SEP	OCT	NOV	DEC
Fires	14	9	10	13	2	7	7	3	7	4		
Assist Other Agency		2	1	0	3	3	2	1	0	0		
Emergency Medical Service (EMS)	104	92	91	96	92	101	102	100	139	136		
Car Accidents	20	19	12	10	12	24	12	14	21	8		
Rescues (Extrication, Water, Elevator)	1		2	5		3	3	2	2	1		
Hazmat	5	5	5	4	6	10	14	11	7	10		
Good Intent	7	5	1	1	7	4	7	2	1	4		
Burning Complaints	6	3	9	6	15	18	11	10	10	9		
False Alarms	27	17	18	14	27	24	20	33	24	24		
Totals	184	152	149	149	164	194	178	176	211	196	0	0

Runs by District	JAN	FEB	MAR	APR	MAY	JUN	JUL	AUG	SEP	OCT	NOV	DEC
Station 1 - (South Main St)	60	53	46	49	59	63	67	56	72	76		
Station 2 - (North Main St)	44	38	38	32	32	52	37	41	49	47		
Station 3 - (Tiffin Ave)	39	27	28	33	33	43	27	36	46	40		
Station 4 - (CR 236)	41	34	37	39	40	36	47	43	44	33		
Totals	184	152	149	153	164	194	178	176	211	196	0	0

Firefighter Training (by hours)	JAN	FEB	MAR	APR	MAY	JUN	JUL	AUG	SEP	OCT	NOV	DEC
EMS Formal	58	60	64	222	110	64	122	130	43	140		
Fire Formal	17	120	272	1070	205	167	115	93	147	92		
Fire Informal	1587	1671	1756	1600	1650	1347	1484	1733	1490	1603		
Totals	1662	1851	2092	2892	1965	1578	1721	1956	1680	1835	0	0

Fire Prevention Bureau

Construction	JAN	FEB	MAR	APR	MAY	JUN	JUL	AUG	SEP	OCT	NOV	DEC
Code Interpretations	4	5	3	1	2	2	6	4	4	6		
Inspections		7	4	9	3	3		0	1	5		
Plan Reviews	11	9	15	3	4	2	5	5	4	11		
System Acceptance Tests	2	1	4	2	16	5		2	2	12		
Totals	17	22	28	15	25	12	11	11	11	34	0	0

Existing Structure - Additions	JAN	FEB	MAR	APR	MAY	JUN	JUL	AUG	SEP	OCT	NOV	DEC
Code Interpretations	4	10	7	4	3	1	4	7	4	7		
Inspections	7	8	11	5	9	9	3	7	11	7		
Plan Reviews	1	8	9	4	4	4	4	8	3	2		
System Acceptance Tests	6	3	5	4	7	15	5	8	8	1		
Totals	18	29	32	17	23	29	16	30	28	17	0	0

Fire Investigations	JAN	FEB	MAR	APR	MAY	JUN	JUL	AUG	SEP	OCT	NOV	DEC
Cause and Determination												
Accidental	7	2	1	5	2		2		1			
Undetermined	1		1									
Incindary	0			1						1		
Fire Investigation Activities												
Follow-up	18	18	16	17	18	6	14	1	1			
Interviews	67	18	19	53	22	1	3		7	5		
Assists	0			2	1	8						
Totals	93	38	37	78	43	15	19	1	9	6	0	0

Inspections	JAN	FEB	MAR	APR	MAY	JUN	JUL	AUG	SEP	OCT	NOV	DEC
Assembly		6	36	23	14	13	13	4	21	3		
Business		3	1	7	30	15	12	18	18	22		
Education K-12		2		0			1	1	14	1		
Education Pre-School	1			1	3		1	2	2	1		
Factory		2										
Mercantile		1	12		17	26		14	9	4		
Hazardous / Fireworks												
Institutional				1		2	1					
Mercantile				6			20					
Residential							2		1	14		
Adoption / Foster Care		5	4	1		1		2				
Storage / Mixed Use		1	1	1								
Utility Mobile Food Vendors								47	4			
Utility Outbuildings								21				
Vacant Structures	1	1										
Totals	2	21	54	40	64	57	50	109	69	45	0	0

Prevention	JAN	FEB	MAR	APR	MAY	JUN	JUL	AUG	SEP	OCT	NOV	DEC
Code Interpretations	10	17	3	10		5	10	7	7	9		
Complaints	3	7	2	1	4	2	5	4	5	1		
Fireworks Exhibitions / Events		2		1	1	6	2	5	4	4		
Knox Box Consults/Maint.		4	9	2	6	6	3	4	3	7		
Other	1	4		1	3	1	2	1		1		
Fire Plan Updates	1		3		2	3						
Pre-Fire Plan									3	7		
Property Research	5	8	2	3	1	2	1	1	1			
Safety Presentations		7	1	1	3	5	6	2	6	9		
Re-inspections	26	18		67	70	74	96	111	58	81		
Background Checks	37	12	13	1	5	15						
Totals	83	79	33	87	95	119	125	135	87	119	0	0

Public Presentations	JAN	FEB	MAR	APR	MAY	JUN	JUL	AUG	SEP	OCT	NOV	DEC
Station Tours	1	2	2	2								
Truck Visits	0	1	0	2								
Meetings Attended	2	3	6	2	3	8	4	1	1	4		
School / Seminars Attended	1	3	2	1		6	1	1	3	2		
Totals	4	9	10	7	3	14	5	2	4	6	0	0

FINDLAY WORC STATS SUMMARY SHEET - 2016

UPDATED: 11/07/2016

NOTE: THE WORC CLOSINGS (*) = 7 DAYS EACH WEEK FOR 6 DIFFERENT WEEKS = 42 DAYS.

COURT	CATEGORY	JAN.	* FEB.	(FEMALES) MARCH	* APRIL	MAY	* JUNE	JULY	* AUG.	SEPT.	(FEMALES) OCT.	* NOV.	* DEC.	Y.T.D. TOTALS
Findlay Muni. Court	CITY OF FINDLAY ORDINANCE CASES - DAYS SERVED (COD)	29	75	154	100	89	15	115	74	51	88			790
	STATE CODE CASES - DAYS SERVED (ORC)	71	6	108	106	75	89	225	47	102	142			971
	TOTAL DAYS SERVED (FIMC) (COD + ORC)	100	81	262	206	164	104	340	121	153	230			1,761
	NO - SHOWS	5	2	13	7	2	3	4	3	10	10			59
	DECLINED	3	1	5	1	1	0	1	1	1	3			17
	RESCHEDULED	4	5	7	5	5	2	4	3	7	15			57
	RELEASED: SUCCESSFUL / TIME COMPLETED	7	3	18	11	7	5	13	8	6	11			89
	RELEASED: UNSUCCESSFUL / FAILED	0	2	2	2	1	1	1	1	0	3			13
	RELEASED: SUCCESSFUL / EARLY RELEASED BY COURT	0	0	0	0	1	0	2	1	0	0			4
	RELEASED: FURLOUGHED	0	2	2	5	0	3	0	2	4	2			21
Hancock Co. Common Pleas Court	STATE CODE CASES - DAYS SERVED (ORC)	1	0	20	42	46	11	26	34	20	30			230
	TOTAL DAYS SERVED (HCCP) (COD + ORC)	1	0	20	42	46	11	26	34	20	30			230
	NO - SHOWS	2	0	0	1	0	0	0	0	0	0			3
	DECLINED	0	0	0	0	0	0	0	0	0	0			0
	RESCHEDULED	0	0	0	1	0	0	0	0	0	0			1
	RELEASED: SUCCESSFUL / TIME COMPLETED	1	0	1	1	2	1	0	0	2	1			9
	RELEASED: UNSUCCESSFUL / FAILED	0	0	0	0	0	0	0	0	0	0			0
	RELEASED: SUCCESSFUL / EARLY RELEASED BY COURT	0	0	0	0	1	0	0	0	0	0			1
	RELEASED: FURLOUGHED	0	0	0	1	0	0	0	2	0	0			3
	Hancock Co. Juvenile Court	STATE CODE CASES - DAYS SERVED (COD)	0	0	0	0	0	0	0	0	0	0		
TOTAL DAYS SERVED (HCJC) (COD + ORC)		0	0	0	0	0	0	0	0	0	0			0
NO - SHOWS		0	0	0	0	0	0	0	0	0	0			0
DECLINED		0	0	0	0	0	0	0	0	0	0			0
RESCHEDULED		0	0	0	0	0	0	0	0	0	0			0
RELEASED: SUCCESSFUL / TIME COMPLETED		0	0	0	0	0	0	0	0	0	0			0
RELEASED: UNSUCCESSFUL / FAILED		0	0	0	0	0	0	0	0	0	0			0
RELEASED: SUCCESSFUL / EARLY RELEASED BY COURT		0	0	0	0	0	0	0	0	0	0			0
RELEASED: FURLOUGHED		0	0	0	0	0	0	0	0	0	0			0
OTHER - Upper Sandusky Muni. Court		STATE CODE CASES - DAYS SERVED (ORC)	0	0	0	10	0	0	10	0	0	0		
	TOTAL DAYS SERVED (OTHER) (COD + ORC)	0	0	0	10	0	0	10	0	0	0			20
	NO - SHOWS	0	0	0	0	0	0	0	0	0	0			0
	DECLINED	0	0	0	0	0	0	0	0	0	0			0
	RESCHEDULED	0	0	0	0	0	0	0	0	0	0			0
	RELEASED: SUCCESSFUL / TIME COMPLETED	0	0	0	1	0	0	1	0	0	0			2
	RELEASED: UNSUCCESSFUL / FAILED	0	0	0	0	0	0	0	0	0	0			0
	RELEASED: SUCCESSFUL / EARLY RELEASED BY COURT	0	0	0	0	0	0	0	0	0	0			0
	RELEASED: FURLOUGHED	0	0	0	0	0	0	0	0	0	0			0
	Henry Co. Common Pleas Court	STATE CODE CASES - DAYS SERVED (ORC)	29	0	0	0	0	0	0	0	0	0		
TOTAL DAYS SERVED (HCCP) (COD + ORC)		29	0	0	0	0	0	0	0	0	0			29
NO - SHOWS		0	0	0	0	0	0	0	0	0	0			0
DECLINED		0	0	0	0	0	0	0	0	0	0			0
RESCHEDULED		0	0	0	0	0	0	0	0	0	0			0
RELEASED: SUCCESSFUL / TIME COMPLETED		1	0	0	0	0	0	0	0	0	0			1
RELEASED: UNSUCCESSFUL / FAILED		0	0	0	0	0	0	0	0	0	0			0
RELEASED: SUCCESSFUL / EARLY RELEASED BY COURT		0	0	0	0	0	0	0	0	0	0			0
RELEASED: FURLOUGHED		0	0	0	0	0	0	0	0	0	0			0
TOTALS (ALL COURTS COMBINED)														
TOTAL DAYS SERVED (ALL COURTS)		130	81	282	258	210	115	376	155	173	260			2,040
TOTAL REIDENTS BOOKED IN (TO START SERVING TIME)		10	6	23	21	18	3	25	8	12	18			142
TOTAL NO - SHOWS (ALL COURTS)		7	2	13	8	2	3	4	3	10	10			62
TOTAL DECLINED (ALL COURTS)		3	1	5	1	1	0	1	1	1	3			17
TOTAL RESCHEDULED (ALL COURTS)		4	5	7	6	5	2	4	3	7	15			58
TOTAL # OF RELEASES:		9	7	23	21	12	10	17	14	12	18			143
TOTAL RELEASED: SUCCESSFUL / TIME COMPLETED (ALL COURTS)		9	3	19	13	9	6	14	8	8	12			101
TOTAL RELEASED: UNSUCCESSFUL / FAILED (ALL COURTS)		0	2	2	2	1	1	1	1	0	3			13
TOTAL RELEASED: SUCCESSFUL / EARLY RELEASE (ALL COURTS)		0	0	0	0	2	0	2	1	0	0			5
TOTAL RELEASED: FURLOUGHED (ALL COURTS)		0	2	2	6	0	3	0	4	4	3			24
AVERAGE DAILY COUNT		4.81	3.17	10.35	9.57	7.45	3.70	12.26	5.32	6.13	6.39			7.25

FINANCIALS														
EXPENSES (FROM OTHER SHEET)	\$15,035.17	\$27,038.00	\$27,434.52	\$33,620.98	\$34,456.38	\$21,446.48	\$35,849.92	\$27,282.76	\$20,737.50	\$36,372.24				#####
CHARGE STATISTICS	\$3,775.00	\$1,815.00	\$7,053.00	\$5,519.00	\$9,458.00	-\$2,797.00	\$14,219.00	\$2,555.00	\$3,825.00	\$6,593.00				\$52,785.00
PAYMENT STATISTICS	\$2,720.00	\$2,155.00	\$7,302.00	\$7,375.00	\$5,224.00	\$2,275.00	\$8,486.00	\$4,805.00	\$4,080.00	\$6,504.00				\$51,896.00
SECURUS PAY PHONE COMMISSIONS	\$8.00	\$0.00	\$3.20	\$22.70	\$10.50	\$8.00	\$3.20	\$2.20	\$3.50	\$13.00				\$73.80
OUTSTANDING ACCOUNTS	\$2,667.00	\$2,667.00	\$2,658.00	\$2,893.00	\$2,893.00	\$2,893.00	\$2,893.00	\$2,893.00	\$2,893.00	\$2,856.00				\$2,856.00

FINDLAY WORC FINANCIAL ANALYSIS

JANUARY 01, 2016 THRU OCTOBER 31, 2016

PLEASE NOTE: THE WORC WILL CLOSE FOR 7 DAYS - FOR 6 DIFFERENT WEEKS = 42 DAYS THROUGHOUT THE YEAR.

FIMC cases	Findlay City Ordinance cases, days served=	790
FIMC cases	State Code cases, days served =	971
FIMC cases	Total days served (combined City and State) =	1761

<u>Other Courts using WORC</u>	<u>Days Served</u>	<u>Additional Income to date</u>
Fostoria Municipal Court	0	\$0.00
Hancock County Common Pleas Court	230	\$5,750.00
Hancock County Juvenile Court	0	\$0.00
Upper Sandusky Municipal Court	20	\$500.00
Henry County Common Pleas Court	29	\$725.00
Fremont Municipal Court	0	\$0.00
Other Courts Usage Total Days:	279	Total Additional Income: \$6,975.00

Hancock Co. Justice Center Cost: 790 City Ordinance case days served x \$86.50 / day saved
by not serving time at the Justice Center \$68,335.00

Total fees collected at \$25 / day from all residents = \$51,000.00

Outstanding fees = \$2,856.00 (18 accounts)

Expenses = \$278,178.93

Charge Statistics = \$52,785.00 (charged upon entry for full stay) (JUNE MAY SHOW 0.00 CHARGE DUE TO CHARGE RECEIVED A CREDIT DUE TO FURLOUGH OR REFUNDS DUE TO EARLY RELEASE REFUNDS - THESE CREDITS ARE SUBTRACTED FROM THE BILLED AMOUNT).

Payment Statistics = \$51,996.00 (this amount may be larger than the Charge Statistics at times, due to the fact that residents are charged upon entry for their full stay - i.e.: charged in May but made payments in following months). (This also includes Reimbursables).

Net Expense = \$226,182.93
(Expenses - Payments)

Program Savings: Net vs. Justice Center cost = (\$157,847.93) *
(Justice Center Cost - Net Expense)

Commissions Received from Securus Pay Phones = \$73.80

*** All information in this document has been tallied due to errors occurring in the WORC computer program.

* Programs savings does not account for factors associated with continued employment of participants.



CITY COUNCIL

ROOM 114
MUNICIPAL BUILDING
FINDLAY, OHIO 45840-3346
TELEPHONE: (419) 424-7113
FAX: (419) 424-7866

Nov. 15, 2016

Honorable Council,

Pursuant to my authority as Council President Pro-tem I am
I am appointing an Ad-Hoc committee to study and make a recommendation to
council related to the "Bed Tax Distribution".

Councilman Grant Russel will be the Chairman and Councilman
Dennis Hellman and Councilman Tom Klein will serve on the committee.

Sincerely,

A handwritten signature in black ink that reads "R. Ronald Monday". The signature is written in a cursive style.

R. Ronald Monday
President Pro-tem

THE SUPREME COURT OF OHIO
Administrative Judge
MUNICIPAL COURT AND COUNTY COURT

Court: **FINDLAY MUNICIPAL COURT** Judge: **JONATHAN P STARN**

Report for the month of: **October 2016**

	A	B	C	D	E	F	G	H	I	T	
	Felonies	Misdemeanors	O.M.V.I.	Other Traffic	Personal Injury & Property	Contracts	F.E.D.	Other Civil	Small Claims	TOTAL	
Pending beginning of period	1	4	85	9	371	13	350	83	1	187	1103
New cases filed	2	1	169	31	1111	3	139	20	1	102	1577
Cases transferred in, reactivated or redesignated	3	0	13	1	35	0	0	0	0	0	49
TOTAL (Add lines 1-3)	4	5	267	41	1517	16	489	103	2	289	2729
Trial/Hearing by judge (include bindover by preliminary hearing, guilty or no contest pleas and defaults)	5	0	36	1	45	2	96	30	0	1	211
Hearing by Magistrate (Include guilty or no contest pleas and defaults)	6	0	0	0	34	0	0	0	0	50	84
Transfer (Include waivers of preliminary hearing and individual judge assignments)	7	0	84	22	70	1	7	0	0	0	184
Dismissal for lack of speedy trial (criminal) or want of prosecution (civil)	8	0	0	0	0	0	3	0	0	0	3
Other dismissals (Include dismissals at preliminary hearing)	9	5	4	0	1	0	12	11	0	32	65
Violations Bureau	10	0	0	0	859	0	0	0	0	0	859
Unavailability of party for trial or sentencing	11	0	19	0	65	0	0	0	0	0	84
Bankruptcy stay or interlocutory appeal	12	0	0	0	0	0	2	0	0	0	2
Other terminations	13	0	18	0	88	0	0	1	1	3	110
TOTAL (Add lines 5-13)	14	5	161	23	1162	3	120	41	1	86	1602
Pending end of period (Subtract line 14 from line 4)	15	0	106	18	355	13	369	62	1	203	1127
Cases pending beyond time guideline	16	0	0	0	0	0	0	0	0	0	0
Number of months oldest case is beyond time guideline	17	0	0	0	0	0	0	0	0	0	0

JONATHAN P STARN

Date

Preparer's name and telephone number if other than judge (print or type)

Date

Fax to:
(614) 387-9419
-or-
Mail to:
Court Statistical Reporting Section
Supreme Court of Ohio
65 South Front Street, 6th Floor
Columbus, Ohio 43215-3431

THE SUPREME COURT OF OHIO
Individual Judge
MUNICIPAL COURT AND COUNTY COURT

Court: **FINDLAY MUNICIPAL COURT** Judge: **JONATHAN P STARN**

Date of completion of most recent physical inventory

02/11/2016

Report for the month of: **October 2016**

	B	C	D	E	F	G	H	T	V	
	Misdemeanors	O.V.I.	Other Traffic	Personal Injury & Property Damage	Contracts	F.E.D.	Other Civil	TOTAL	Visiting Judge	
Pending beginning of period	1	203	74	112	3	12	2	0	406	0
New cases filed	2	44	10	37	1	2	0	0	94	0
Cases transferred in, reactivated or redesignated	3	8	2	3	0	0	0	0	13	0
TOTAL (Add lines 1-3)	4	255	86	152	4	14	2	0	513	0
Jury trial	5	0	0	0	0	0	0	0	0	0
Court trial	6	0	0	0	0	1	0	1	1	0
Default	7				0	0	0	0	0	0
Guilty or no contest plea to original charge	8	22	13	25					60	0
Guilty or no contest plea to reduced charge	9	4	1	3					8	0
Dismissal for lack of speedy trial (criminal) or want of prosecution (civil)	10	0	0	0	0	0	0	0	0	0
Other Dismissals	11	21	0	7	0	0	0	0	28	0
Transfer to another judge or court	12	1	0	0	0	0	0	1	1	0
Referral to private judge	13				0	0	0	0	0	0
Unavailability of party for trial or sentencing	14	13	0	8	0	0	0	0	21	0
Bankruptcy stay or interlocutory appeal	15	0	0	0	0	0	0	0	0	0
Other terminations	16	0	1	0	0	2	0	0	3	0
TOTAL (Add lines 5-16)	17	61	15	43	0	2	1	0	122	0
Pending end of period (Subtract line 17 from line 4)	18	194	71	109	4	12	1	0	391	0
Cases pending beyond time guideline	19	0	0	0	0	0	0	0	0	0
Number of months oldest case is beyond time guideline	20	0	0	0	0	0	0	0	0	0
Cases submitted awaiting sentencing or judgment beyond time guideline	21	0	0	0	0	0	0	0	0	0

 JONATHAN P STARN

 Date

 Preparer's name and telephone number if other than judge (print or type)

 Date

 JONATHAN P STARN

 Date

Fax to:
 (614) 387-9419

-or-
 Mail to:

Court Statistical Reporting Section
 Supreme Court of Ohio
 65 South Front Street, 6th Floor
 Columbus, Ohio 43215-3431

THE SUPREME COURT OF OHIO
Individual Judge
MUNICIPAL COURT AND COUNTY COURT

Court: **FINDLAY MUNICIPAL COURT** Judge: **MARK C MILLER**

Report for the month of: **October 2016**

Date of completion of most recent physical inventory

03/25/2016

	B	C	D	E	F	G	H	T	V
	Misdemeanors	O.V.I.	Other Traffic	Personal Injury & Property Damage	Contracts	F.E.D.	Other Civil	TOTAL	Visiting Judge
Pending beginning of period 1	201	83	139	0	16	2	0	441	0
New cases filed 2	40	12	34	0	5	0	0	91	0
Cases transferred in, reactivated or redesignated 3	6	1	1	0	0	0	0	8	0
TOTAL (Add lines 1-3) 4	247	96	174	0	21	2	0	540	0
Jury trial 5	0	0	0	0	0	0	0	0	0
Court trial 6	0	0	0	0	0	0	0	0	0
Default 7	0	0	0	0	2	0	0	2	0
Guilty or no contest plea to original charge 8	29	12	30	0	0	0	0	71	2
Guilty or no contest plea to reduced charge 9	3	0	1	0	0	0	0	4	0
Dismissal for lack of speedy trial(criminal) or want of prosecution (civil) 10	0	0	0	0	0	0	0	0	0
Other Dismissals 11	12	0	5	0	2	0	0	19	0
Transfer to another judge or court 12	2	1	0	0	0	0	0	3	0
Referral to private judge 13	0	0	0	0	0	0	0	0	0
Unavailability of party for trial or sentencing 14	5	1	3	0	0	0	0	9	0
Bankruptcy stay or interlocutory appeal 15	0	0	0	0	0	0	0	0	0
Other terminations 16	1	0	0	0	0	0	0	1	0
TOTAL (Add lines 5-16) 17	52	14	39	0	4	0	0	109	0
Pending end of period (Subtract line 17 from line 4) 18	195	82	135	0	17	2	0	431	0
Cases pending beyond time guideline 19	0	0	0	0	0	0	0	0	0
Number of months oldest case is beyond time guideline 20	0	0	0	0	0	0	0	0	0
Cases submitted awaiting sentencing or judgment beyond time guideline 21	0	0	0	0	0	0	0	0	0

MARK C MILLER

Date

Preparer's name and telephone number if other than judge (print or type)

Date

JONATHAN P STARN

Date

Fax to:
 (614) 387-9419
 -or-
Mail to:
 Court Statistical Reporting Section
 Supreme Court of Ohio
 65 South Front Street, 6th Floor
 Columbus, Ohio 43215-3431

*****CURRENT YEAR*****
 MTD YTD

*****LAST YEAR*****
 MTD YTD

RECEIPTS DEPOSITED:

ALCOHOL MONITORING	\$3,151.58	\$40,468.98	\$2,244.20	\$30,160.30
BOND FEES	\$625.00	\$6,025.00	\$900.00	\$8,905.00
CIVIL DEPOSIT TENDERS	\$2,110.00	\$10,673.74	\$193.80	\$12,637.80
COURT COST	\$63,274.70	\$646,576.63	\$56,092.58	\$637,720.85
DUI ENFORCEMENT	\$3,910.97	\$39,486.65	\$3,600.42	\$39,537.98
ELECTRONIC IMAGING	\$5,200.83	\$49,840.99	\$4,295.00	\$48,314.61
FINES & FORFEITURES	155,390.84	\$1,608,891.55	169,178.34	\$1,639,990.16
FUND REIMBURSEMENT	\$0.00	\$0.00	\$0.00	\$0.00
INDIGENT DRIVER ALCOHOL	\$502.50	\$6,729.05	\$871.00	\$6,933.39
INMATE MEDICAL EXPENSE	\$0.00	\$0.00	\$0.00	\$0.00
INTEREST	\$12.43	\$104.71	\$0.00	\$75.01
JAIL HOUSING	\$6,665.50	\$61,373.14	\$3,570.83	\$50,499.43
JAIL REIMBURSEMENT	\$208.90	\$3,720.65	\$675.50	\$3,597.70
LEGAL RESEARCH	\$6.50	\$33.00	\$6.50	\$42.00
MEDIATION	\$1,664.50	\$15,837.50	\$1,362.50	\$15,536.92
MISCELLANEOUS	\$33,582.60	\$315,695.95	\$31,823.90	\$324,400.04
MUNI COURT COMPUTERIZATION	\$5,194.00	\$49,932.66	\$4,330.22	\$48,427.83
MUNI COURT IMPROVEMENT	\$16,543.60	\$148,761.70	\$4,246.60	\$47,618.80
RESTITUTION	\$727.97	\$11,328.23	\$398.52	\$5,505.01
SPECIAL PROJECTS	\$26,938.73	\$253,560.56	\$16,862.00	\$190,105.91
STATE PATROL	\$24,726.30	\$246,015.93	\$24,108.94	\$287,305.97
TRAFFIC/CRIMINAL BONDS	\$8,787.56	\$71,799.66	\$11,401.18	\$40,885.13
	359,225.01	\$3,586,856.28	336,162.03	\$3,438,199.84

DISTRIBUTIONS:

ALCOHOL MONITORING	\$3,151.58	\$40,143.98	\$2,244.20	\$30,160.30
BOND FEES	\$625.00	\$6,025.00	\$900.00	\$8,905.00
CIVIL DEPOSIT TENDERS	\$750.00	\$8,563.74	\$933.80	\$10,557.30
COURT COST	\$62,610.70	\$644,886.66	\$56,092.58	\$636,971.85
DUI ENFORCEMENT	\$3,907.58	\$39,442.58	\$3,600.42	\$39,537.98
ELECTRONIC IMAGING	\$5,194.83	\$49,795.99	\$4,295.00	\$48,314.61
FINES & FORFEITURES	155,143.43	\$1,603,266.61	168,611.60	\$1,645,165.43
FUND REIMBURSEMENT				
INDIGENT DRIVER ALCOHOL	\$502.50	\$6,729.05	\$871.00	\$6,933.39
INMATE MEDICAL EXPENSE				
INTEREST	\$12.43	\$104.71		\$75.01
JAIL HOUSING	\$6,665.50	\$61,373.14	\$3,570.83	\$50,499.43
JAIL REIMBURSEMENT	\$208.90	\$3,720.65	\$675.50	\$3,597.70
LEGAL RESEARCH	\$6.50	\$33.00	\$6.50	\$42.00
MEDIATION	\$1,662.50	\$15,823.50	\$1,362.50	\$15,536.92
MISCELLANEOUS	\$42,118.44	\$438,430.89	\$42,273.12	\$416,024.49
MUNI COURT COMPUTERIZATION	\$5,188.00	\$49,887.66	\$4,330.22	\$48,427.83
MUNI COURT IMPROVEMENT	\$16,523.60	\$148,660.70	\$4,246.60	\$47,618.80
RESTITUTION	\$655.00	\$11,503.55	\$392.64	\$4,598.55
SPECIAL PROJECTS	\$26,906.73	\$253,353.56	\$16,862.00	\$190,105.91
STATE PATROL	\$24,572.30	\$245,544.48	\$24,108.94	\$287,249.77
	356,405.52	\$3,627,289.45	335,377.45	\$3,490,322.27

DISTRIBUTED TO:

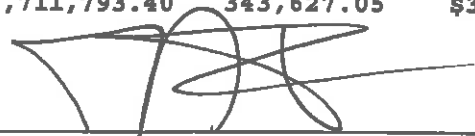
*****CURRENT YEAR*****
 MTD YTD

*****LAST YEAR*****
 MTD YTD

	MTD	YTD	MTD	YTD
CITY OF FINDLAY	175,197.37	\$1,675,945.16	133,006.12	\$1,482,618.00
HANCOCK COUNTY	\$22,419.03	\$229,357.61	\$25,915.65	\$236,169.45
OTHERS	\$94,676.17	\$1,093,858.03	119,555.02	\$1,101,463.59
STATE OF OHIO	\$74,153.39	\$712,632.60	\$65,150.26	\$747,787.45
	<u>366,445.96</u>	<u>\$3,711,793.40</u>	<u>343,627.05</u>	<u>\$3,568,038.49</u>



 MARK C. MILLER, JUDGE



 JONATHAN P. STARN, JUDGE

DISCLAIMER: RECEIPTS COLLECTED ARE NOT TO BE CONFUSED WITH RECEIPTS DEPOSIT



AUDITOR'S OFFICE

318 Dorney Plaza, Room 313
Findlay, OH 45840-3346
Telephone: 419-424-7101 • Fax: 419-424-7866
www.findlayohio.com

JIM STASCHIAK II
CITY AUDITOR

Tuesday, November 08, 2016

The Honorable Council
Findlay, Ohio

Council Members,

A set of summary financial reports for the prior month include:

Summary of Year-To-Date Information as of October 31, 2016
Financial Snapshot for General Fund as of October 31, 2016
Open Projects Report as of October 31, 2016
Cash & Investments as of October 31, 2016

Respectfully Submitted,

Jim Staschiak II
City Auditor

CITY OF FINDLAY
SUMMARY OF YEAR-TO-DATE INFORMATION AS OF OCTOBER 31, 2016

	EXPENDITURE BUDGET	Y-T-D EXPENSED	Y-T-D %	ANNUAL REVENUE BUDGET	Y-T-D RECEIVED	Y-T-D %
COUNCIL	154,337	126,645		3,350	3,227	
MAYOR'S OFFICE	278,269	182,565		5,000	3,460	
AUDITOR'S OFFICE	637,996	468,402		383,364	1,076	
TREASURER'S OFFICE	14,471	12,058		-	-	
LAW DIRECTOR	616,217	473,865		115,000	105,779	
MUNICIPAL COURT	1,906,877	1,265,824		1,409,600	1,177,311	
CIVIL SERVICE OFFICE	126,275	80,220		24,000	43,980	
PLANNING & ZONING	152,719	146,513		-	-	
COMPUTER SERVICES	333,002	241,549		337,902	339,118	
GENERAL EXPENSE	4,782,172	4,149,529		-	-	
GENERAL REVENUE	-	-		22,626,548	19,425,947	
POLICE DEPARTMENT	7,480,737	5,416,953		719,726	447,499	
DISASTER SERVICES	52,672	47,851		-	127	
FIRE DEPARTMENT	7,499,270	5,425,862		331,515	100,196	
DISPATCH CENTER	1,063,665	732,296		-	-	
N.E.A.T.	106,993	69,666		3,000	947	
HUMAN RESOURCES	154,378	114,025		-	105	
W.O.R.C.	355,280	278,179		105,220	55,590	
SERVICE SAFETY DIRECTOR	248,496	172,504		-	-	
ENGINEERING OFFICE	769,517	529,253		105,100	97,719	
PUBLIC BUILDING	390,944	235,957		35,800	42,719	
HEALTH DEPARTMENT	234	147		-	36,935	
ZONING	174,293	85,322		57,250	51,345	
PARK MAINTENANCE	769,644	552,995		213,925	197,504	
RESERVOIR RECREATION	5,217	1,661		-	-	
RECREATION MAINTENANCE	140,500	98,052		-	-	
RECREATION FUNCTIONS	941,431	651,783		786,200	561,387	
CEMETERY DEPARTMENT	412,885	315,831		187,000	163,912	
TOTAL GENERAL FUND	29,568,491	21,875,509	74.0%	27,449,500	22,855,882	83.3%

CONTINUED ON REVERSE

	EXPENDITURE BUDGET	Y-T-D EXPENSED	Y-T-D %	ANNUAL REVENUE BUDGET	Y-T-D RECEIVED	Y-T-D %
SCM&R STREETS	3,069,828	2,207,063		3,004,312	2,714,347	
TRAFFIC-SIGNALS	555,797	434,007		149,000	152,774	
TOTAL SCM&R FUND	3,625,625	2,641,070	72.8%	3,153,312	2,867,121	90.9%
SCM&R HIWAYS	178,212	28,324		138,990	117,122	
TOTAL SCM&R HIWAYS FUND	178,212	28,324	15.9%	138,990	117,122	84.3%
AIRPORT OPERATIONS	1,167,688	757,331		947,390	727,953	
TOTAL AIRPORT FUND	1,167,688	757,331	64.9%	947,390	727,953	76.8%
WATER TREATMENT	2,221,311	1,630,977		18,000	42,312	
WATER DISTRIBUTION	1,837,440	1,127,260		55,400	90,122	
UTILITY BILLING	1,138,230	591,684		8,063,994	7,232,714	
SUPPLY RESERVOIR	491,805	283,202		23,083	5,850	
TOTAL WATER FUND	5,688,786	3,633,122	63.9%	8,160,477	7,370,998	90.3%
SANITARY SEWER MAINT	1,083,828	657,169		300	20,916	
STORMWATER MAINT	266,386	158,111		770,440	640,352	
WATER POLLUTION CONTROL	3,259,640	2,362,924		8,801,140	7,611,488	
TOTAL SEWER FUND	4,609,854	3,178,204	68.9%	9,571,880	8,272,755	86.4%
PARKING	103,389	74,282		80,900	61,042	
TOTAL PARKING FUND	103,389	74,282	71.8%	80,900	61,042	75.5%
SWIMMING POOL	84,655	69,347		75,000	75,020	
TOTAL SWIMMING POOL FUND	84,655	69,347	81.9%	75,000	75,020	100.0%
CIT ADMINISTRATION	20,087,190	16,458,106		24,557,000	22,241,628	
TOTAL CIT FUND	20,087,190	16,458,106	81.9%	24,557,000	22,241,628	90.6%

SNAPSHOT \$ FINANCIAL: GENERAL FUND

2016

Revenues/Expenditures & Key Balances Snapshot as of :

Projected

10/30/2016

GENERAL FUND REVENUES & EXPENSES

Prior Year Ending Cash Balance – Unappropriated \$ 11,849,376

Revenue and Receipts Projection General Fund \$ 29,892,609

Expenses Appropriated General Fund (assumes \$0.00 returned by departments) \$ (31,654,852)

OPERATIONAL SURPLUS/(DEFICIT) (\$1,762,242)

PROJECTED UNENCUMBERED YEAR END GF CASH BALANCE \$ 10,087,133

FINANCIAL POLICY AMOUNTS

	Minimum	Proj. Balance	Over/(Short)
Minimum Reserve Balance GF (Resolution 002-2014 16.7% of Budget Expenses)	\$ 4,458,466	\$ 10,087,133	\$5,628,667
GF Rainy Day Reserve Account #10000000-818002 (up to 5% prior year revenues)	\$ 1,000,000	\$ 1,000,000	\$0
Self Insurance Fund #6060	\$ 1,000,000	\$ 809,156	(\$190,844)

AMOUNT ABOVE FISCAL CAUTION \$ 7,408,467

MONITORING INTANGIBLE / ANTICIPATED ITEMS LIKELY POSSIBLE

GENERAL FUND

Revenue Differential + / (-)

Expense Differential + / (-)

Fund Subsidies + / (-)

Unbudgeted Projects

PROJECTED LIKELY YEAR END GF CASH BALANCE (excludes rainy day reserve) 2016 \$ 10,087,133

**CITY OF FINDLAY
OPEN PROJECTS AS OF OCTOBER 31, 2016**

PROJECT NUMBER	PROJECT NAME	TOTAL	TOTAL	TOTAL	CURRENTLY
		APPROPRIATED	EXPENSED	PENDING	AVAILABLE
		INCEPTION TO DATE	INCEPTION TO DATE	PURCHASE ORDERS	TO SPEND
31926300	HP 3000 MIGRATION	1,020,650	979,369	40,223	1,057
31940200	MUNI BLDG WINDOWS	388,000	355,576	-	32,424
31942400	DOWNTOWN REVITALIZATION	940,000	760,293	154,298	25,409
31948000	OHIO 629 - MCLANE	637,345	516,637	-	120,708
31948200	OHIO 629 - MARATHON	250,000	-	-	250,000
31949800	MUNI COURT EXPANSION	500,000	178,396	309,361	12,242
31950800	MUNI BLDG NETWORK REWIRING	140,000	24,943	77,400	37,657
31951500	FFD 2 APPROACH REPLACEMENT	8,650	6,934	600	1,116
31951800	SWALE BALL FIELD IMPROVEMENTS	20,000	18,255	-	1,745
31952600	SPRUCE DRIVE LANDSCAPE REHAB	62,000	44,480	-	17,520
31953100	COMPUTER SERVICES FIRE SUPPRESSION	28,450	-	26,500	1,950
31953200	MANLEY BLDG IMPROVEMENTS	68,000	66,647	1,353	0
31954800	BLANCHARD RIVER SEDIMENT REMOVAL	14,750	7,476	2,500	4,774
31960100	CITY FIBER LOOP INSTALLATION	150,000	30,253	48,301	71,446
31960400	2016 FFD #1 IMPROVEMENTS	61,000	44,915	5,767	10,318
31960700	2016 FIRE STATIONS EXT LIGHTING	8,000	6,730	1,270	-
31961000	FFD #3 CONCRETE REPLACEMENT	9,500	715	8,740	45
31961300	2016 GIS UPGRADES	10,000	-	-	10,000
31961600	2016 RIVERSIDE PARK LIGHTING	18,000	17,217	-	783
31961700	WOOD SHOP ROOF REPLACEMENT	20,000	-	-	20,000
31961900	2016 EMORY ADAMS IMPROVEMENTS	20,000	13,401	-	6,599
31962100	RIVERSIDE PARKING & TENNIS COURTS	25,000	9,808	5,400	9,792
31962700	2016 RAWSON PARK IMPROVEMENTS	10,000	7,558	-	2,442
31962800	2016 SWALE PARK IMPROVEMENTS	25,000	23,009	956	1,035
31962900	CUBE ICE EXPANSION FEASIBILITY STUDY	25,000	-	-	25,000
31963300	CUBE FURNACE SYSTEM	50,000	10,500	-	39,500
31963500	2016 CEMETERY ROAD RECONSTRUCTION	20,000	-	-	20,000
31963900	2016 CUBE IMPROVEMENTS	30,000	30,000	-	-
31964100	2016 CEMETERY FOUNDATIONS	15,000	676	4,324	10,000

PROJECT NUMBER	PROJECT NAME	TOTAL	TOTAL	TOTAL	CURRENTLY
		APPROPRIATED	EXPENSED	PENDING	AVAILABLE
		INCEPTION TO DATE	INCEPTION TO DATE	PURCHASE ORDERS	TO SPEND
31964300	2016 CEMETERY LIGHTING	5,000	-	-	5,000
31964700	2016 STREET DEPT LIGHTING	20,000	-	-	20,000
31964800	DORNEY PLAZA REVITALIZATION	35,000	3,200	25,000	6,800
31965000	VOIP PHONE SYSTEM	65,000	-	-	65,000
31965400	PORTABLE RADIO REPLACE PD	388,704	-	377,356	11,348
31965800	SILT COLLECTOR @ RESERVOIR	355,000	234,024	111,191	9,785
31966300	FFD #3 ROOF REPLACEMENT	40,000	-	-	40,000
31980800	ORC PD REQUIRED TRAINING	29,320	24,133	-	5,187
GENERAL FUND PROJECTS		5,512,369	3,415,145	1,200,540	896,683
32542200	DALZELL DITCH CLEANING	20,000	-	-	20,000
32542300	OIL DITCH CLEANING	20,000	-	-	20,000
32542700	W HARDIN SEWER SEPARATION	20,000	6,555	2,000	11,445
32549500	HOWARD RUN DITCH CLEANING	2,000	-	750	1,250
32556000	B4 & B6 SEWER SEPARATION PH 1	20,000	7,050	11,900	1,050
32556200	CENTRAL & DAYTON SEWER SEPARATION	20,000	8,000	4,600	7,400
32561500	2016 ANNUAL DITCH MAINTENANCE	25,000	-	-	25,000
32563600	MCMANNESS/MCCONNELL SWR SEP	20,000	-	4,200	15,800
32566300	STORMWATER MGT PLAN MS4	142,970	124,615	130	18,225
32593600	FOSTORIA AVE DRAINAGE PH 2	535,000	201,366	233,613	100,022
32840800	LIMA/S WEST INTERSECTION	110,000	67,144	25,510	17,346
32842500	BLANCHARD/6TH TRAN ALT PLAN	25,000	9,500	-	15,500
32847600	ODOT FY16 RESURFACING	701,000	616,099	7,173	77,728
32850200	W SANDUSKY/S WEST INTERSECTION	100,000	61,178	23,960	14,862
32850400	W LINCOLN/S WEST INTERSECTION	100,000	60,277	24,005	15,718
32850500	CENTER/MCMANNESS INTERSECTION	100,000	80,117	2,760	17,123
32852700	W SANDUSKY/WESTERN AVENUE	190,000	589	-	189,411
32852800	E SANDUSKY/BLANCHARD INTERSECTION	20,000	-	-	20,000
32852900	LIMA/WESTERN INTERSECCION	185,000	591	49,892	134,517
32860200	ODOT CR 99 BRIDGE STUDY	50,000	50,000	-	-
32860600	ODOT FY17 RESURFACING	1,000	-	-	1,000
32861200	2016 RESURFACING	1,210,000	1,022,305	107,857	79,838
32862500	2016 STREET PREV MAINT PROGRAM	450,000	413,238	27,048	9,714
32863400	W BIGELOW/NORTHGATE INTERSECTION	125,000	2,228	-	122,772
32863700	TIFFIN TRAFFIC POLES PH 1	75,000	924	-	74,076
32864000	6TH @ HANCO SIGNAL UPGRADE	35,000	31,413	-	3,587
32864500	MAIN ST ALLEY RECONSTRUCTION	447,000	21,637	45,400	379,963
32864600	CR212/CR236 WIDENING	55,000	7,065	43,260	4,675
SCM&R FUND PROJECTS		4,803,970	2,791,891	614,057	1,398,022

PROJECT NUMBER	PROJECT NAME	TOTAL	TOTAL	TOTAL	CURRENTLY
		APPROPRIATED INCEPTION TO DATE	EXPENSED INCEPTION TO DATE	PENDING PURCHASE ORDERS	AVAILABLE TO SPEND
35250600	AIRPORT DRAINAGE IMPROVEMENTS	10,000	-	-	10,000
35264900	AIP-26 RUNWAY REHAB	2,000	571	-	1,429
	AIRPORT FUND PROJECTS	12,000	571	-	11,429
35602900	WPC INFLUENT PUMPS	335,000	226,509	49,045	59,446
35620900	WPC BAR SCREENS FOR OXID DITCHES	3,107,500	2,726,652	-	380,848
35641900	BRANDMAN SEWER & CSO	30,000	8,864	-	21,136
35649300	I75 SANITARY SEWER RELOCATION	340,000	8,662	291,534	39,805
35654000	SEWER MAINT COLD STORAGE BLDG	185,000	108,632	71,558	4,809
35660500	2016 SEWER LINING	410,000	1,902	375,821	32,277
35660800	2016 SEWER CLEANING LG DIAMETER	10,000	-	-	10,000
35661100	WPC OXIDATION DITCH 1 CONCRETE	25,000	18,630	-	6,370
35661800	2016 ANNUAL CSO LTC PROGRAM	25,000	-	-	25,000
35662200	WPC SCADA SYSTEM UPGRADE	150,000	-	-	150,000
	SEWER FUND PROJECTS	4,617,500	3,099,851	787,958	729,691
35710800	WATERLINE EXT TO LANDFILL	80,000	77,407	-	2,593
35714000	WTP CLEARWELLS 1, 2 & 3	2,451,000	2,330,008	4,646	116,346
35741400	BLANCHARD RVR/STANFORD W/L	25,000	10,861	1,130	13,009
35754100	RAW WATERLINE/TRANSFER STATION	50,000	1,326	-	48,674
35760300	2016 SMALL WATERLINES	150,000	52,015	73,037	24,948
35760900	W LIMA ST WATERLINE	220,000	7,088	181,725	31,187
35761400	W SANDUSKY ST WATERLINE	30,000	892	17,075	12,033
35762300	2016 DOORS @ WTP	20,000	-	17,717	2,283
35762600	WESTMOOR RD WATERLINE REPLACE	20,000	11,660	2,000	6,340
37563100	BLISS/ELYRIA WL CONNECTION	70,000	1,679	59,445	8,876
35764200	PAINTING @ PUMP STATIONS/WTP	35,000	29,000	-	6,000
35765200	DAVIS ST WATERLINE	172,000	-	172,000	-
	WATER FUND PROJECTS	3,323,000	2,521,935	528,775	272,290
38813300	2011 SIDEWALK REPAIR PROGRAM	1,000	466	-	534
	SPECIAL ASSESSMENT PROJECTS	1,000	466	-	534

THIS PAGE LEFT BLANK INTENTIONALLY.

CITY OF FINDLAY
CASH & INVESTMENTS AS OF OCTOBER 31, 2016

<u>AMOUNT</u>	<u>DESCRIPTION AND RATE</u>	<u>BANK/FIRM</u>
\$ 880,000.00	STAR OHIO @ 0.63%	
121,147.00	STAR OHIO @ 0.63%	
15,003,500.00	STAR OHIO @ 0.63%	
1,366,126.75	STAR OHIO @ 0.63%	
1,000,000.00	STAR PLUS @ 0.35%	
9,005,000.00	SAVINGS ACCOUNT	FIFTH THIRD BANK
999,596.51	FFCB @ 0.600%	MORGAN STANLEY
999,609.23	FHLB @ 0.700%	HUNTINGTON BANK
998,635.89	FHLB @ 0.700%	HUNTINGTON BANK
999,407.22	FHLB @ 0.730%	PNC BANK
998,476.56	US TREASURY @ 0.625%	HUNTINGTON BANK
1,004,140.63	US TREASURY @ 0.875%	HUNTINGTON BANK
1,000,078.13	US TREASURY @ 0.625%	HUNTINGTON BANK
2,000,000.00	US TREASURY @ 0.750%	HUNTINGTON BANK
998,800.00	US TREASURY @ 0.625%	KEY BANK
1,004,900.00	US TREASURY @ 1.000%	HUNTINGTON BANK
1,001,160.00	US TREASURY @ 0.625%	HUNTINGTON BANK
998,280.00	US TREASURY @ 0.500%	HUNTINGTON BANK
993,750.00	US TREASURY @ 0.625%	PNC BANK
245,000.00	CERTIFICATE OF DEPOSIT @ 0.620%	FIRST NATIONAL BANK
999,750.00	FHLB @ 1.125%	PNC BANK
999,160.00	FHLB @ 1.000%	HUNTINGTON BANK
1,000,000.00	US TREASURY @ 1.000%	HUNTINGTON BANK
245,000.00	CERTIFICATE OF DEPOSIT @ 0.250%	FIRST FEDERAL BANK
245,000.00	CERTIFICATE OF DEPOSIT @ 0.500%	CITIZENS NATIONAL BANK
245,000.00	CERTIFICATE OF DEPOSIT @ 0.700%	WATERFORD BANK
1,994,121.55	FHLMC @ 0.750%	HUNTINGTON BANK
998,710.00	FFCB @ 0.800%	FIFTH THIRD BANK
999,485.95	FHLMC @ 0.850%	D A DAVIDSON
998,600.00	FHLMC @ 0.850%	HUNTINGTON BANK
1,002,320.00	FNMA @ 1.02%	KEY BANK
<hr/>		
\$ 51,344,755.42	INVESTMENT TOTAL	
6,519,420.40	5/3 BANK ACCOUNT BALANCE	
1,484.72	ACCRUED INVESTMENT INTEREST	
<hr/>		
\$ 57,865,660.54	TOTAL CASH & INVESTMENTS	

UNAPPROPRIATED FUND BALANCES (CURRENT CASH BALANCES ON REVERSE)

GENERAL	\$ 10,087,133
SCM&R	493,375
SCM&R HIWAY	107,553
SEVERANCE PAYOUT RESERVE	751,429
AIRPORT	133,665
WATER	7,902,646
SEWER	5,182,011
STORMWATER	2,468,797
PARKING	22,559
CIT ADMINISTRATION	361,392
CIT CAPITAL IMPROVEMENT	5,225,708

CITY OF FINDLAY
BREAKDOWN OF TOTAL CASH & INVESTMENTS BY FUND AS OF OCTOBER 31, 2016


\$ 15,472,230.24	General Fund
1,000,000.00	General Fund Restricted Rainy Day
1,898,559.58	General Fund Projects
1,243,997.81	SCM&R Fund
1,119,507.48	SCM&R Fund Projects
128,880.83	County Permissive License Fund
235,440.13	State Highway Fund
589.57	Law Enforcement Trust Fund
37.00	Drug Law Enforcement Trust Fund
236,742.00	ID Alcohol Treatment Fund
55,233.90	Enforcement & Education Fund
226,267.13	Court Special Projects Fund
108,374.19	Court Computerization Fund
2,109.56	METRICH Drug Law Enforcement Trust Fund
107,275.66	Alcohol Monitoring Fund
80,217.01	Mediation Fund
128,455.58	Electronic Imaging Fund
20,363.39	Legal Research Fund
700,799.22	Severance Payout Fund
129,237.65	Debt Service Fund
71,782.93	CR 236 TIF Fund
242,816.16	Municipal Court Improvement Fund
301,936.16	Airport Fund
11,429.29	Airport Fund Projects
10,699,932.41	Water Fund
800,746.09	Water Fund Restricted
711,177.07	Water Fund Projects
5,507,821.42	Sewer Fund
4,615,053.39	Sewer Fund Restricted
1,517,716.65	Sewer Fund Projects
39,820.53	Parking Fund
-	Parking Fund Projects
20,537.52	Swimming Pool Fund
-	Swimming Pool Fund Projects
27,379.83	Internal Service Central Stores Fund
787,401.02	Internal Service Workers Comp Fund
880,095.03	Internal Service Self Insurance Fund
2,645,734.10	CIT Fund
3,737,299.97	CIT Fund- Restricted Capital Improvements
-	CIT Fund-Restricted Flood Mitigation
238,813.32	Police Pension Fund
238,813.32	Fire Pension Fund
27,619.87	Tax Collection Agency Fund
1,378,510.62	Cemetery Trust Fund
158,015.22	Private Trust Fund
288,175.22	Guaranteed Deposits
6.07	Special Assessments Pavements Fund
629.54	Special Assessments Sidewalks Fund
82.82	Special Assessments Sidewalks Fund Projects
21,997.04	Special Assessments Storm Fund
<u>\$ 57,865,660.54</u>	TOTAL CASH & INVESTMENTS

COMMITTEE REPORT

THE CITY COUNCIL OF THE CITY OF FINDLAY, OHIO

An **AD HOC COMMITTEE** met on September 29, 2016 to select Councilmembers to serve on the Raise The Bar Board.

We recommend the appointment of Councilman Jeff Wobser for the remainder of 2016 and for the calendar year 2017. Mr. Wobser will be a voting member of "The Raise The Bar" program.



James P. Slough, Chair



Grant Russel



Tom Shindledecker

LEGISLATION: _____

DATE: September 29, 2016

COMMITTEE: AD HOC

COMMITTEE REPORT

THE CITY COUNCIL OF THE CITY OF FINDLAY, OHIO

The **PLANNING & ZONING COMMITTEE** to whom was referred a request from Thomas Roach to rezone 516, 518, 518 ½ Liberty Street from R3 Single Family High Density to R4 Duplex/Tri-Plex High Density.

We recommend

Approve as requested

PUBLIC HEARING:

Aye Nay *Grant Russel*
Grant Russel, Chairman

Aye Nay *[Signature]* MOTION
John Harrington

Aye Nay *Dennis Hellmann* Second
Dennis Hellmann

Aye Nay *Tom Shindlecker*
Tom Shindlecker

Aye Nay ABSENT
Jeff Wobser

PLANNING & ZONING COMMITTEE

LEGISLATION: _____

DATED: November 10, 2016

COMMITTEE REPORT

THE CITY COUNCIL OF THE CITY OF FINDLAY, OHIO

The **PLANNING & ZONING COMMITTEE** to whom was referred a request from Woody Heimann to rezone 15110 Flag City Drive from R1 Single Family Low Density to C2 General Commercial.

A .94^{acre} piece of land directly east of Menards at

We recommend

Approve as requested

PUBLIC HEARING:

Aye Nay *Grant Russel*
Grant Russel, Chairman

Aye Nay *[Signature]*
John Harrington

Aye Nay *[Signature]* MOTION
Dennis Hellmann

Aye Nay *[Signature]* SECONDS
Tom Shindlecker

Aye Nay ABSENT
Jeff Wobser

PLANNING & ZONING COMMITTEE

LEGISLATION: _____

DATED: November 10, 2016

COMMITTEE REPORT

THE CITY COUNCIL OF THE CITY OF FINDLAY, OHIO

The **PLANNING & ZONING COMMITTEE** to whom was referred a request from Hancock Regional Planning Director Matt Cordonnier to discuss updates to the Downtown Design Review Board regulations.

We recommend *further discussion by the Planning & Zoning Committee.*

PUBLIC HEARING:

Aye Nay *G. Russel* *second*
Grant Russel, Chairman

Aye Nay *[Signature]* *MOTION*
John Harrington

Aye Nay *[Signature]*
Dennis Hellmann

Aye Nay *[Signature]*
Tom Shindledecker

Aye Nay *ABSENT*
Jeff Wobser

PLANNING & ZONING COMMITTEE

LEGISLATION: _____

DATED: November 10, 2016

**FINDLAY CITY COUNCIL
CARRY-OVER LEGISLATION
November 15, 2016**

RESOLUTION NO. 040-2016 (*Energy Special Improvement District*)

second reading

APPROVING BY LEGISLATIVE RESOLUTION THE PETITION AND ARTICLES OF INCORPORATION FOR THE CREATION AND GOVERNANCE OF AN ENERGY SPECIAL IMPROVEMENT DISTRICT UNDER OHIO REVISED CODE CHAPTER 1710, AND APPROVING THE NECESSITY OF ACQUIRING, CONSTRUCTING, AND IMPROVING CERTAIN PUBLIC IMPROVEMENTS IN THE CITY OF FINDLAY, OHIO IN COOPERATION WITH THE CITY OF FINDLAY, OHIO ENERGY SPECIAL IMPROVEMENT DISTRICT, AND DECLARING AN EMERGENCY.

ORDINANCE NO. 2016-105 (*415/417 Crystal Ave rezone*)

third reading

AN ORDINANCE AMENDING CHAPTER 1100 ET SEQ OF THE CODIFIED ORDINANCES OF THE CITY OF FINDLAY, OHIO, KNOWN AS THE ZONING CODE BY REZONING THE FOLLOWING DESCRIBED PROPERTY (REFERRED TO AS 415/417 CRYSTAL AVENUE REZONE) WHICH PREVIOUSLY WAS ZONED "R4 DUPLEX/TRI-PLEX HIGH DENSITY" TO "R2 SINGLE FAMILY MEDIUM DENSITY".

ORDINANCE NO. 2016-108 (*salary ordinance*)

second reading

AN ORDINANCE ESTABLISHING JOB CLASSIFICATIONS, PAY RANGES, SALARY SCHEDULES AND OTHER MATTERS THAT MAY AFFECT PAY, FOR ALL NON-ELECTED OFFICERS AND EMPLOYEES OF THE CITY OF FINDLAY, OHIO, AND REPEALING ORDINANCE NO. 2016-089, ORDINANCE NO. 2016-071, AS AMENDED AND ALL OTHER ORDINANCES AND/OR PARTS OF ORDINANCES IN CONFLICT HEREWITH, AND DECLARING AN EMERGENCY.

ORDINANCE NO. 2016-109 (*year-end appropriations*)

second reading

AN ORDINANCE APPROPRIATING FUNDS AND DECLARING AN EMERGENCY.

ORDINANCE NO. 2016-110 (*Income Tax estimated payments*)

second reading

AN ORDINANCE AMENDING SECTIONS 194.07, 194.10, AND 194.13 OF CHAPTER 194 OF THE CODIFIED ORDINANCES OF THE CITY OF FINDLAY, OHIO.

ORDINANCE NO. 2016-111 (*Twp Rd 94 waterline extension*)

second reading

AN ORDINANCE APPROPRIATING FUNDS AND DECLARING AN EMERGENCY.

ORDINANCE NO. 2016-110, AS AMENDED

AN ORDINANCE AMENDING SECTIONS 194.07, 194.10, AND 194.13 OF CHAPTER 194 OF THE CODIFIED ORDINANCES OF THE CITY OF FINDLAY, OHIO.

WHEREAS, Council desires to amend said sections of the Income Tax Ordinance, No. 2015-101.

NOW, THEREFORE, BE IT ORDAINED by the Council of the City of Findlay, State of Ohio, Two-thirds (2/3) of all members elected thereto concurring:

SECTION 1: That paragraph F of Section 194.07, be amended to include two (2) additional subparagraphs, which will be designated subparagraph 2 and subparagraph 3 as follows:

- (2) In accordance with Section 194.13(B)(2) of this Chapter, the Tax Administrator shall provide to Council, the City Auditor, and the Income Tax Board the monthly and cumulative number of Individual and Business taxpayers that have been permitted, pursuant to Subparagraph 1 of this section, to disregard the estimate payment requirements prescribed in this section.
- (3) Nothing in Subparagraph 1 of this section shall relieve the taxpayer of the responsibility of making the declaration of estimated taxes as prescribed in Paragraph B of this section.

SECTION 2: That paragraph F of Section 194.10, be amended to include a subparagraph, which will be designated subparagraph 1 as follows:

- (1) In accordance with Section 194.13(B)(2) of this Chapter, the Tax Administrator shall provide to Council, the City Auditor, and the Income Tax Board the monthly cumulative number of Individual and Business taxpayers that have been permitted, pursuant to Section 194.07(F)(1) of this Chapter, to disregard the estimate payment requirements prescribed in Section 194.07.

SECTION 3: That subparagraph 2 of Section 194.13(B) which reads as follows:

- (2) The Tax Administrator shall make a written report to Council each month of all moneys collected hereunder during the preceding month.

Be and the same is hereby amended to read as follows:

- (2) The Tax Administrator shall make a written report to Council each month of all moneys collected hereunder during the preceding month for the Employer Withholding, Individual, and Business collection categories. The report shall include the total collections for the preceding month, a year-to-date comparison to the preceding year for the Employer Withholding, Individual, and Business collection categories, the accumulated actual and accumulated estimated past-due taxes for the Employer Withholding, Individual, and Business collection categories, a section that measures the actual year-to-date collections against the projected year-end collections for the year for the Employer Withholding, Individual, and Business collection categories, a section that reports the month-to-date and year-to-date quantities and aggregate amounts of refunds paid for Employer

Withholding, Individual, and Businesses categories, a section that reports the month-to-date and year-to-date quantities and aggregate amounts of overpayment transfers for Employer Withholding, Individual, and Businesses categories, and the monthly and cumulative number of Individual and Business taxpayers that have been permitted, pursuant to Section 194.07(F)(1) of this Chapter, to disregard the estimate payment requirements prescribed in Section 194.07. The collections report for the Employer Withholding, Individual, and Business shall include a year-by-year breakdown or allocation that identifies the years to which the collections have been applied to the taxpayers' accounts for at least the preceding four years. The report shall also include the aggregate amount of subsequent-year estimate declarations filed with or reported on taxpayers' previous-year income tax returns, or otherwise required to be reported, by taxpayers that have been permitted, pursuant to Section 194.07(F)(1) of this Chapter, to disregard the estimate payment requirements prescribed in Section 194.07.

SECTION 4: This Ordinance be and the same hereby is approved and adopted by this Council, and shall be effective January 1, 2017 at 12:01AM.

PRESIDENT OF COUNCIL

MAYOR

PASSED _____

ATTEST _____
CLERK OF COUNCIL

APPROVED _____

City of Findlay

Office of the Director of Law

318 Dorney Plaza, Room 310
Findlay, OH 45840
Telephone: 419-429-7338 • Fax: 419-424-7245

Donald J. Rasmussen
Director of Law

NOVEMBER 15, 2016

THE FOLLOWING IS THE NEW LEGISLATION TO BE PRESENTED TO THE CITY COUNCIL OF THE CITY OF FINDLAY, OHIO, AT THE TUESDAY, NOVEMBER 1, 2016 MEETING.

RESOLUTIONS:

041-2016 A RESOLUTION APPROVING THE EXPENDITURES MADE BY THE AUDITORS OFFICE ON THE ATTACHED LIST OF VOUCHERS WHICH EITHER EXCEED THE PURCHASE ORDER OR WERE INCURRED WITHOUT A PURCHASE ORDER EXCEEDING THE STATUTORY LIMIT OF THREE THOUSAND DOLLARS (\$3000.00) ALL IN ACCORDANCE WITH OHIO REVISED CODE 5705.41(D).

ORDINANCES

- 2016-112 AN ORDINANCE AMENDING CHAPTER 1100 ET SEQ OF THE CODIFIED ORDINANCES OF THE CITY OF FINDLAY, OHIO, KNOWN AS THE ZONING CODE BY REZONING THE FOLLOWING DESCRIBED PROPERTY (REFERRED TO AS 516, 518, 518 ½ LIBERTY STREET REZONE) WHICH PREVIOUSLY WAS ZONED "R3 SINGLE FAMILY HIGH DENSITY" TO "R4 DUPLEX/TRI-PLEX HIGH DENSITY".
- 2016-113 AN ORDINANCE AMENDING CHAPTER 1100 ET SEQ OF THE CODIFIED ORDINANCES OF THE CITY OF FINDLAY, OHIO, KNOWN AS THE ZONING CODE BY REZONING THE FOLLOWING DESCRIBED PROPERTY (REFERRED TO AS 15110 FLAG CITY DRIVE REZONE) WHICH PREVIOUSLY WAS ZONED "R1 SINGLE FAMILY LOW DENSITY" TO "C2 GENERAL COMMERCIAL".
- 2016-114 AN ORDINANCE APPROVING AN UPDATED SCHEDULE OF FEES PURSUANT TO 1169.01 OF THE CODIFIED ORDINANCES OF THE CITY OF FINDLAY, OHIO.

RESOLUTION NO. 041-2016

A RESOLUTION APPROVING THE EXPENDITURES MADE BY THE AUDITORS OFFICE ON THE ATTACHED LIST OF VOUCHERS WHICH EITHER EXCEED THE PURCHASE ORDER OR WERE INCURRED WITHOUT A PURCHASE ORDER EXCEEDING THE STATUTORY LIMIT OF THREE THOUSAND DOLLARS (\$3000.00) ALL IN ACCORDANCE WITH OHIO REVISED CODE 5705.41(D).

WHEREAS, Ohio Revised Code 5705.41(D) provides that if expenditures are incurred by a municipality without a purchase order, within thirty (30) days, the municipality must approve said expenditures.

NOW, THEREFORE, BE IT RESOLVED by the Council of the City of Findlay, State of Ohio:

SECTION 1: That the expenditures set forth on the attached list identified as "Exhibit A" which are identified by the appropriate voucher on previously appropriated funds be and the same are hereby approved, all in accordance with Ohio Revised Code 5705.41(D)

SECTION 2: This Resolution shall take effect and be in force from and after the earliest period provided by law.

PRESIDENT OF COUNCIL

MAYOR

PASSED _____

ATTEST _____
CLERK OF COUNCIL

APPROVED _____

OVER PURCHASE ORDER/NO PURCHASE ORDER- COUNCIL AUTHORIZATION

VENDOR	VOUCHER	ACCOUNT	DEPARTMENT NAME	AMOUNT	REASON FOR EXPENSE	WHY
HANCOCK REGIONAL PLANNING	162412	32864500-441100-28645	HRPC	\$25,996.06	PROFESSIONAL SERVICES FOR GRANT APPLICATIONS	SERVICES BEGAN PRIOR TO A PURCHASE ORDER BEING PUT IN PLACE.
ALLENBACH LAWN SERVICES	162465	21042000-551400	RECREATION MAINTENANCE	\$9,700.00	LAWN SPRINKLER SYSTEM INSTALLATION	SERVICES BEGAN PRIOR TO A PURCHASE ORDER BEING PUT IN PLACE

ORDINANCE NO. 2016-112

AN ORDINANCE AMENDING CHAPTER 1100 ET SEQ OF THE CODIFIED ORDINANCES OF THE CITY OF FINDLAY, OHIO, KNOWN AS THE ZONING CODE BY REZONING THE FOLLOWING DESCRIBED PROPERTY (REFERRED TO AS 516, 518, 518 ½ LIBERTY STREET REZONE) WHICH PREVIOUSLY WAS ZONED "R3 SINGLE FAMILY HIGH DENSITY" TO "R4 DUPLEX/TRI-PLEX HIGH DENSITY".

BE IT ORDAINED by the Council of the City of Findlay, State of Ohio:

SECTION 1: That the following described property:

Situated in the City of Findlay, County of Hancock, State of Ohio, and being the north thirty-eight and one half feet (38 ½') of Lot 850 in the Western Addition to the City of Findlay, Ohio.

SECTION 2: That said property above described herein be and the same is hereby rezoned from R3 Single Family High Density to R4 Duplex/Tri-Plex High Density.

SECTION 3: That from and after the effective date of this ordinance, said property above described herein shall be subject to R4 Duplex/Tri-Plex High Density regulations.

SECTION 4: This Ordinance shall be in full force and effect from and after the earliest period provided by law.

PRESIDENT OF COUNCIL

MAYOR

PASSED _____

ATTEST _____
CLERK OF COUNCIL

APPROVED _____

ORDINANCE NO. 2016-113

AN ORDINANCE AMENDING CHAPTER 1100 ET SEQ OF THE CODIFIED ORDINANCES OF THE CITY OF FINDLAY, OHIO, KNOWN AS THE ZONING CODE BY REZONING THE FOLLOWING DESCRIBED PROPERTY (REFERRED TO AS 15110 FLAG CITY DRIVE REZONE) WHICH PREVIOUSLY WAS ZONED "R1 SINGLE FAMILY LOW DENSITY" TO "C2 GENERAL COMMERCIAL".

BE IT ORDAINED by the Council of the City of Findlay, State of Ohio:

SECTION 1: That the following described property:

Situated in the City of Findlay, County of Hancock, State of Ohio, and being a part of the east one-half of the northwest one-quarter of Section 10, Township 1 north, Range 11 east to the City of Findlay, Ohio.

SECTION 2: That said property above described herein be and the same is hereby rezoned from R1 Single Family Low Density to C2 General Commercial.

SECTION 3: That from and after the effective date of this ordinance, said property above described herein shall be subject to C2 General Commercial regulations.

SECTION 4: This Ordinance shall be in full force and effect from and after the earliest period provided by law.

PRESIDENT OF COUNCIL

MAYOR

PASSED _____

ATTEST _____
CLERK OF COUNCIL

APPROVED _____

ORDINANCE NO. 2016-114

AN ORDINANCE APPROVING AN UPDATED SCHEDULE OF FEES PURSUANT TO 1169.01 OF THE CODIFIED ORDINANCES OF THE CITY OF FINDLAY, OHIO.

WHEREAS, Chapter 1169.01 of the Codified Ordinances of the City of Findlay, Ohio, provides for fees to be charged for certain building permits, flood permits, zoning permits, sign permits as well as City Planning Commission fees, zoning activity fees and City Council fees for vacations, annexations and rezoning requests, and;

WHEREAS, pursuant to Chapter 1169.01 of the Codified Ordinances of the City of Findlay, Ohio, City Council is authorized to prescribe and amend by ordinance a reasonable schedule of fees to be charged applicants for the various permits and activity set forth above, and;

WHEREAS, the schedule of fees has not been reviewed and/or revised since 2009 and is in need of revision.

NOW, THEREFORE, BE IT ORDAINED by the Council of the City of Findlay, Ohio:

SECTION 1: That Council does hereby adopt the following permit and fee schedule attached hereto as Exhibit A, which updates the fees charged for zoning permits, sign permits, City Planning Commission fees, other development services fees, as well as fees for certain City Council activities.

SECTION 2: That the permit and inspection fee schedule previously adopted by Resolution 050-2009 be and the same is hereby repealed.

SECTION 3: This Ordinance shall take effect and be in force from and after the earliest period provided by law.

PRESIDENT OF COUNCIL

MAYOR

PASSED _____

ATTEST _____
CLERK OF COUNCIL

APPROVED _____



CITY OF FINDLAY, OHIO ZONING PERMITS AND FEES

NEW CONSTRUCTION & ADDITIONS		TYPE OF STRUCTURE & USE			
BUILDING AREA (footprint only)		SINGLE FAMILY BLDG	2 & 3 FAMILY BLDG	ACCESSORY STRUCTURE & BLDG	4 FAMILY & BUSINESS/ COMMERCIAL BLDG
0/150	Sq Ft	\$50	\$50	\$50	\$50
151/600	Sq Ft	\$75	\$75	\$75	\$100
601/1,000	Sq Ft	\$100	\$100	\$100	\$200
1,001/2,000	Sq Ft	\$150	\$150	\$150	\$300
2,001/3,000	Sq Ft	\$200	\$300	\$200	\$400
3,001/4,000	Sq Ft	\$250	\$400	\$250	\$500
4,001/5,000	Sq Ft	\$300	\$500	\$300	\$600
5,001/10,000	Sq Ft	\$400	\$600	\$350	\$800
10,001/20,000	Sq Ft	\$500	\$700	\$400	\$1,000
Over 20,000	Sq Ft	N/A	N/A	\$600	\$2,000
FLOOD PERMITS					
Under 577	Sq Ft	\$50	\$50	\$50	\$50
577/1,000	Sq Ft	\$100	\$100	\$100	\$200
1,001/2,000	Sq Ft	\$150	\$150	\$150	\$250
2,001/3,000	Sq Ft	\$200	\$200	\$200	\$300
3,001/4,000	Sq Ft	\$250	\$250	\$250	\$350
4,001/5,000	Sq Ft	\$300	\$300	\$300	\$400
5,001/10,000	Sq Ft	\$350	\$350	\$350	\$450
Over 10,000	Sq Ft	\$400	\$400	\$400	\$500
Grading up to ½ Acre		\$100	\$100	\$100	\$200
Grading Over ½ Acre		\$200	\$200	\$200	\$400
Miscellaneous Construction		\$50	\$50	\$50	\$50
OTHER ZONING PERMITS					
Change of & Conditional Uses		\$100	\$125	\$125	\$200
Communication Towers		\$20	\$20	\$30	\$100
Demolition Permits		\$20	\$20	\$20	\$20
Fences		\$30	\$40	\$40	\$40
Home Occupation		\$100	\$100	N/A	\$100
Decks		\$30	\$30	\$30	\$50
Miscellaneous Construction		\$30	\$30	\$30	\$30
Multi-Story Addition		\$30	\$30	\$30	\$50
Parking Lot		\$20	\$40	\$0	\$200
Room Replacement		\$20	\$20	\$20	\$20
Swimming Pools		\$30	\$30	\$30	\$30
SIGN PERMITS		FACE REPLACEMENT		NEW CONSTRUCTION	
Under 25	Sq Ft	\$25		\$50	
26 to 50	Sq Ft	\$25		\$75	
51 to 100	Sq Ft	\$25		\$100	
101 to 200	Sq Ft	\$25		\$150	
201 to 300	Sq Ft	\$25		\$200	
Over 301	Sq Ft	\$25		\$250	
Directional sign		\$25		\$30	

***All Zoning and Sign Permit fees triple when construction has started without first applying for a permit**

CITY PLANNING COMMISSION	FEE	CITY PLANNING COMMISSION	FEE
Adult Entertainment	\$300	PUMD Preliminary Development	\$250 + \$25 per acre
Conditional Use	\$100	PUMD Final Development	\$250 + \$5 per acre
Final Plat	\$250 + \$10 per acre	PUMD Amendment	\$100 + \$5 per acre
Flood Code Variance	\$250	Site Plan - Industrial	\$200 + \$.02/sq ft
Nonconforming Use	\$75	Site Plan - Office/Commercial	\$200 + \$.04 sq ft
Residential Development Option	\$500	Site Plan - Multi-Family	\$150 + \$30 per acre
Preliminary Plat	\$250 + \$20 per acre	Special Review	\$75
Tower Application	\$150	Special Use & Home Occupation	\$75
OTHER ZONING ACTIVITIES			
Board of Zoning Appeals Application/Variance	\$250		
Design Review	\$50		
Zoning Verification	\$200		
CITY COUNCIL			
Alley or Street Vacation	\$75 plus applicable advertising and filing fees		
Annexation Petition	\$75 plus applicable advertising and filing fees		
Rezoning Petition	\$250 plus applicable advertising		