

# FINDLAY CITY COUNCIL MEETING AGENDA

REGULAR SESSION

NOVEMBER 17, 2020

COUNCIL CHAMBERS

## ROLL CALL of 2020-2021 Councilmembers

### ACCEPTANCE/CHANGES TO PREVIOUS CITY COUNCIL MEETING MINUTES:

Acceptance or changes to the November 3, 2020 Regular Session City Council meeting minutes.

**ADD-ON/REPLACEMENT/REMOVAL FROM THE AGENDA:** none

**PROCLAMATIONS:** none

**RECOGNITION/RETIREMENT RESOLUTIONS:** none

**ORAL COMMUNICATIONS:** none

**PETITIONS:** none

**WRITTEN COMMUNICATIONS:** none

### REPORTS OF MUNICIPAL OFFICERS AND MUNICIPAL DEPARTMENTS:

**City Income Tax Monthly Collection Report** – October 2020.

**Findlay Fire Department Activities Report** – October 2020.

**Findlay Municipal Court Activities Report** – October 2020.

**Findlay Police Department Activities Report** – October 2020.

### City Auditor Staschiak – summary financial reports

A set of summary financial reports for the prior month follows including:

- Summary of Year-To-Date Information as of October 31, 2020
- Financial Snapshot for General Fund as October 31, 2020
- Open Projects Report as of October 31, 2020
- Cash & Investments as of October 31, 2020

### Hancock Regional Planning Commission Director Matt Cordonnier – amendment to map update via Ordinance No. 2020-124

Hancock Regional Planning Commission (HRPC) has adjusted seven (7) parcels on the zoning map. Those parcels are not proposed to be changed in the map update. The parcels each have two (2) zoning classifications, but the computer assigned only one (1) zoning category when updating the parcel layer. This has now been fixed to display both zoning classifications. Ordinance No. 2020-124 already received its first reading during the October 20, 2020 City Council meeting and its second reading during the November 3, 2020 meeting. This amendment does not affect the Ordinance itself and only amends the proposed zoning map (exhibit).

### City Engineer Thomas – 2018 Annual Sewer and Manhole Lining Program Project No. 35680200

Due to the cold winter the end of 2018 and beginning of 2019, the 2018 Annual Sewer and Manhole Lining Program started late. The weather pushed the contractor's schedule on all of their projects so that the City's project was started late in 2019 and was underway when the Stay-At-Home Order was issued earlier this year. During the Stay-At-Home Order, the contractor had removed all of their employees from where they were working, but have since returned and are now at the point where they are ready to finish the City's project. There were some sections of sewers that were lined that were longer than the plans indicated and there were a couple of sections that were actually larger than shown on the plans. This has slightly increased the cost of the project, therefore, additional funds for the project are requested in order to finish lining the sewers that have already been started on. This will prevent having to go back later to finish sections of sewer at a time. Legislation to appropriate funds is requested. Ordinance No. 2020-132 was created.

FROM:	Sewer Fund	\$ 21,600.00
TO:	2018 Annual Sewer & Manhole Lining Program <i>Project No. 35680200</i>	\$ 21,600.00

### City Auditor Staschiak – Coronavirus Relief Fund

Prior to the November 20, 2020 date of first encumbrance, the City also needs to appropriate the interest that has been earned on the Coronavirus Relief Fund (CRF) funding so that it can be used by the deadline per the guidance. This is necessary to be eligible for the redistribution of the County funding on November 25, 2020. The City has earned five hundred twenty dollars and thirty cents (\$520.30) that needs to be appropriated as follows:

FROM:	Coronavirus Relief Fund (interest earnings)	\$ 520.30
TO:	Coronavirus Relief (CRF) #22099000- <i>other</i>	\$ 520.30

As previously reported, part of the CRF funds have been used to cover unemployment costs for employees that had previously left City employment and had been either temporarily or permanently laid off during the pandemic. Because the City is a direct reimbursing employer and are in the employment history of those individuals, the City receives an invoice for a portion of their unemployment. The City has now received a fifty percent (50%) credit from the Ohio Bureau of Unemployment against those expenses using the State's CRF money. Since the City received this credit, it cannot claim the same expenses against the City's CRF usage and funds now need to be moved that was previously appropriated from the personal services category into the other category, therefore, the following transaction is needed:

FROM:	Coronavirus Relief Fund (CRF) #22099000-personal services	\$ 12,448.64
TO:	Coronavirus Relief Fund (CRF) #22099000-other	\$ 12,448.64

Legislation to appropriate funds, suspend the statutory requirements and give the Ordinance all three (3) readings during the November 17, 2020 City Council meeting is requested. Ordinance No. 2020-133 was created.

#### Human Resources Director Essex – CompManagement overview

#### Treasurer's Reconciliation Report – October 31, 2020

#### COMMITTEE REPORTS:

The **APPROPRIATIONS COMMITTEE** to whom was referred a request to discuss the Resiliency Fund via Ordinance No. 2020-130. We recommend that funds from the second round of CARES Act funding be distributed in the following manner: 1<sup>st</sup> priority will be disbursement through the Findlay-Hancock County Resilience Program as it laid out in the attached documents. 2<sup>nd</sup> priority will be disbursement of any remaining funds as was laid out in the Appropriations Committee report dated 7/14/20. Also, the current legislation Ordinance No. 2020-130 will be amended by removing all language referring to any appropriations. Ordinance No. 2020-130 was tabled after the first reading during the City Council meeting on November 3, 2020 and is requested to be amended for its second reading, if lifted from being tabled, during the November 17, 2020 City Council meeting.

The **PLANNING & ZONING COMMITTEE** to whom was referred a request from David and Jacquelyn Rader to rezone 726 South Blanchard Street from R4 Duplex/Triplex to C2 Commercial District. We recommend approval as requested. Ordinance No. 2020-134 was created.

#### LEGISLATION:

##### RESOLUTIONS:

**RESOLUTION NO. 030-2020** (CDBG – fair housing services agreement) **requires three (3) readings** **second reading**  
A RESOLUTION AUTHORIZING THE MAYOR OF THE CITY OF FINDLAY, HANCOCK COUNTY, STATE OF OHIO TO EXECUTE AN AGREEMENT WITH FINDLAY HOPE HOUSE FOR THE HOMELESS, INC. TO PROVIDE FAIR HOUSING SERVICES FOR RESIDENTS OF THE CITY OF FINDLAY BEGINNING NOVEMBER 1, 2020.

**RESOLUTION NO. 031-2020** (No PO) **requires three (3) readings** **second reading**  
A RESOLUTION APPROVING THE EXPENDITURES MADE BY THE AUDITORS OFFICE ON THE ATTACHED LIST OF VOUCHERS WHICH EITHER EXCEED THE PURCHASE ORDER OR WERE INCURRED WITHOUT A PURCHASE ORDER EXCEEDING THE STATUTORY LIMIT OF THREE THOUSAND DOLLARS (\$3000.00) ALL IN ACCORDANCE WITH OHIO REVISED CODE 5705.41(D).

##### ORDINANCES:

**ORDINANCE NO. 2020-121** (salary ordinance) **requires three (3) readings** **third reading**  
AN ORDINANCE ESTABLISHING JOB CLASSIFICATIONS, PAY RANGES, SALARY SCHEDULES AND OTHER MATTERS THAT MAY AFFECT PAY, FOR ALL NON-ELECTED OFFICERS AND EMPLOYEES OF THE CITY OF FINDLAY, OHIO, AND REPEALING ORDINANCE NO. 2019-086, AND ALL OTHER ORDINANCES AND/OR PARTS OF ORDINANCES IN CONFLICT HERewith, AND DECLARING AN EMERGENCY.

**ORDINANCE NO. 2020-124** (Zoning map updates) **requires three (3) readings** **third reading**  
AN ORDINANCE REPEALING THE CURRENT ZONING MAP INCLUDED IN THE CURRENT ZONING CODE CHAPTER 1101 ET SEQ OF THE CODIFIED ORDINANCES OF THE CITY OF FINDLAY, OHIO, AND IN ITS PLACE, ADOPTING, APPROVING, AND INCORPORATING A REVISED ZONING MAP, ATTACHED HERETO, AS IF FULLY REWRITTEN HEREIN.

**ORDINANCE NO. 2020-126** (BRWP \$5,000/year renewal for three (3) years) **requires three (3) readings** **second reading**  
AN ORDINANCE AUTHORIZING THE MAYOR OF THE CITY OF FINDLAY, OHIO TO EXTEND ITS FINANCIAL COMMITMENT TO THE BLANCHARD RIVER WATERSHED PARTNERSHIP (BRWP) OF FIVE THOUSAND DOLLARS (\$5,000.00) PER YEAR FOR CALENDAR YEARS 2021 THROUGH 2023, AND DECLARING AN EMERGENCY.

**ORDINANCE NO. 2020-127** (*Law Director budget - more funds for legal svcs (pending litigation & proposed detox facility)*) **second reading**  
AN ORDINANCE APPROPRIATING FUNDS AND DECLARING AN EMERGENCY.

**ORDINANCE NO. 2020-128** (*HRPC provide CDBG program*) **requires three (3) readings** **second reading**  
AN ORDINANCE AUTHORIZING THE MAYOR OF THE CITY OF FINDLAY, OHIO, TO ENTER INTO AN AGREEMENT WITH THE HANCOCK REGIONAL PLANNING COMMISSION (HEREINAFTER REFERRED TO AS HRPC) FOR THE FACILITATION AND PREPARATION OF THE COMMUNITY DEVELOPMENT BLOCK GRANT (CDBG) PROGRAM, AND DECLARING AN EMERGENCY.

**ORDINANCE NO. 2020-130** (*Resiliency Fund – Coronavirus Relief Fund*) **requires three (3) readings** **tabled after**  
**first reading on 11/3/20**  
AN ORDINANCE AUTHORIZING THE MAYOR OF THE CITY OF FINDLAY, OHIO TO APPOINT REPRESENTATIVES TO SERVE AS THE GRANT REVIEW BOARD, AUTHORIZING THE CITY OF FINDLAY’S APPROPRIATIONS COMMITTEE TO REVIEW AND APPROVE THE APPLICATION PROCESS OF RESILIENCE PROGRAM (aka) CORONAVIRUS RELIEF FUNDS, APPROPRIATING FUNDS AND DECLARING AN EMERGENCY.

**ORDINANCE NO. 2020-132** (*2018 Annual Sewer and Manhole Lining Program Project No. 35680200*) **requires three (3) readings** **first reading**  
AN ORDINANCE APPROPRIATING FUNDS AND DECLARING AN EMERGENCY.

**ORDINANCE NO. 2020-133** (*CRF interest earned; Ohio Bureau of Unemployment payment*) **requires three (3) readings** **first reading**  
AN ORDINANCE APPROPRIATING FUNDS AND DECLARING AN EMERGENCY.

**ORDINANCE NO. 2020-134** (*726 S Blanchard St rezone*) **requires three (3) readings** **first reading**  
AN ORDINANCE AMENDING CHAPTER 1100 ET SEQ. OF THE CODIFIED ORDINANCES OF THE CITY OF FINDLAY, OHIO, KNOWN AS THE ZONING CODE BY REZONING THE FOLLOWING DESCRIBED PROPERTY (REFERRED TO AS 726 SOUTH BLANCHARD STREET REZONE) WHICH PREVIOUSLY WAS ZONED “R4 DUPLEX/TRIPLEX” TO “C2 COMMERCIAL DISTRICT”.

**UNFINISHED BUSINESS:**

**OLD BUSINESS**

**NEW BUSINESS**

# City of Findlay

## Income Tax Department

Post Office Box 862 Findlay, Ohio 45839-0862  
 318 Dorney Plaza, Municipal Building Room 115  
 Telephone: 419-424-7133 • Fax: 419-424-7410  
[findlayohio.com/incometax](http://findlayohio.com/incometax)

Christina Terry Muryn  
Mayor

Andrew Thomas  
Tax Administrator

### Monthly Collection Report to Findlay Council

October 2020

Total collections for October 2020: \$1,826,370.11

	<b>2020</b>	<b>2019</b>	<b>Variance</b>
	<u>Year-to-date</u>	<u>Year-to-date</u>	
Withholders	16,000,976.22	16,109,488.66	-108,512.44
Individuals	2,509,515.81	2,568,999.36	-59,483.55
Businesses	<u>2,018,092.82</u>	<u>4,133,895.63</u>	<u>-2,115,802.81</u>
<b>Totals</b>	<b>20,528,584.85</b>	<b>22,812,383.65</b>	<b>-2,283,798.80</b>
			-10.01%

#### Actual & Estimated Past-due Taxes

Withholders	665,818.00
Individuals	3,086,662.61
Businesses	<u>187,048.95</u>
<b>Total</b>	<b>3,939,529.56</b>

#### Actual and Projected Revenue


	<b>2020</b>	<b>Percentage</b>	<b>Amount</b>	<b>Percentage</b>	<b>2020</b>
	<u>Actual</u>	<u>of Projection</u>	<u>to Meet</u>	<u>to Meet</u>	<u>Projected</u>
	<u>Year-to-date</u>	<u>Collected</u>	<u>Projection</u>	<u>Projection</u>	<u>Year End</u>
Withholders	16,000,976.22	84.22%	2,999,023.78	15.78%	19,000,000.00
Individuals	2,509,515.81	91.26%	240,484.19	8.74%	2,750,000.00
Businesses	<u>2,018,092.82</u>	91.94%	<u>176,907.18</u>	8.06%	<u>2,195,000.00</u>
<b>Totals</b>	<b>20,528,584.85</b>	<b>85.73%</b>	<b>3,416,415.15</b>	<b>14.27%</b>	<b>23,945,000.00</b>

**Refunds Paid**

	Month-to-date <u>Quantity</u>	Year-to-date <u>Quantity</u>	Month-to-date <u>Amount</u>	Year-to-date <u>Amount</u>
Withholders	0	48	0.00	14,482.06
Individuals	24	771	17,956.00	309,344.80
Businesses	<u>16</u>	<u>96</u>	<u>22,940.19</u>	<u>102,500.94</u>
<b>Totals</b>	40	915	40,896.19	426,327.80

**Transfers of Overpayments**

	Month-to-date <u>Quantity</u>	Year-to-date <u>Quantity</u>	Month-to-date <u>Amount</u>	Year-to-date <u>Amount</u>
Withholders	0	3	0.00	150.22
Individuals	78	1,002	64,041.19	305,835.47
Businesses	<u>115</u>	<u>604</u>	<u>176,201.99</u>	<u>478,941.01</u>
<b>Totals</b>	193	1,609	240,243.18	784,926.70

  
\_\_\_\_\_  
Andrew Thomas, Administrator

11-2-20  
\_\_\_\_\_  
Date

# Findlay Income Tax Department

## Monthly Collections Report

Monday, November 2, 2020

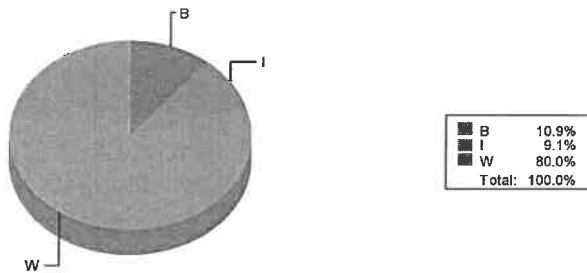
11:04:57AM

For Period October 1, 2020 through October 31, 2020

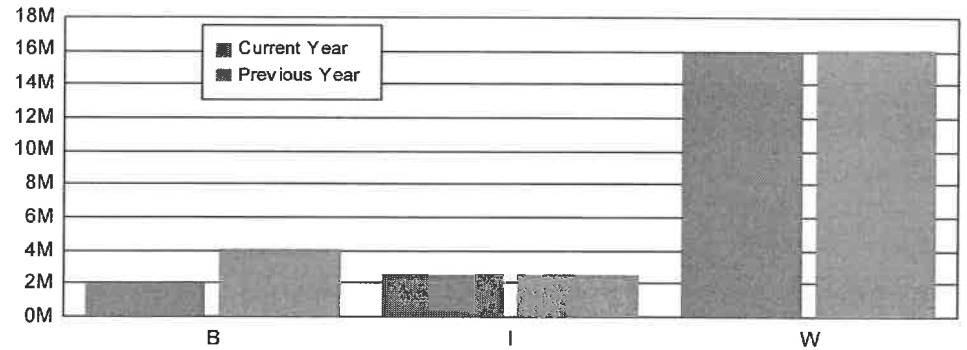
### City of Findlay

Account Type	Monthly Total	2020 Year to Date	2019 Year to Date	Increase (Decrease)	% Change	2020 Month to Date	Previous Year(s) Month to Date
W	1,461,273.94	16,000,976.22	16,109,488.66	-108,512.44	-0.67	1,456,723.75	4,550.19
I	166,293.45	2,509,515.81	2,568,999.36	-59,483.55	-2.32	23,528.01	142,765.44
B	198,802.72	2,018,092.82	4,133,895.63	-2,115,802.81	-51.18	107,573.39	91,229.33
<b>Totals:</b>	<b>1,826,370.11</b>	<b>20,528,584.85</b>	<b>22,812,383.65</b>	<b>-2,283,798.80</b>	<b>-10.01</b>	<b>1,587,825.15</b>	<b>238,544.96</b>

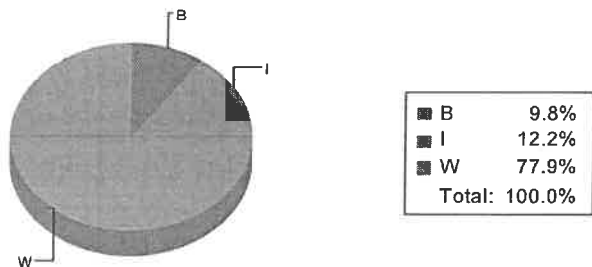
Monthly Collections by Account Type




Collections Year to Date



YTD Collections by Account Type



Year to Date Total Collections



2020	January	February	March	April	May	June	July	August	September	October	November	December	Year-to-Date
<b><u>Withholding</u></b>													
2020 Total	60,812.53	1,525,585.05	1,867,291.28	1,914,883.89	1,872,833.70	1,319,757.16	1,294,004.75	1,687,991.12	1,227,053.16	1,456,723.75			14,226,936.39
2019 Total	1,659,495.89	65,427.62	5,963.46	7,509.55	3,507.75	900.24	84.30	2,497.18	898.20	1,539.58			1,747,823.77
2018 Total	983.84	1,186.77	413.09	954.28	534.10	(74.77)	862.90	45.47	2,294.20	458.16			7,658.04
2017 Total	727.88	1,063.42	-	(440.69)	338.78	1,381.32	200.00	34.43	2,288.27	353.40			5,946.81
2016 Total		3,726.94	400.00	753.19	-	97.34	299.38	-	-	185.20			5,462.05
2015 Total		-	-	(3,578.73)	-	-	-	-	108.21	46.01			(3,424.51)
2014 Total		295.84	-	-	-	339.35	-	-	-	93.80			728.99
2013 Total		-	-	-	-	-	5,849.31	-	-	243.00			6,092.31
2010-2012 Total	75.00	-	50.11	-	-	-	-	106.03	65.19	1,381.04			1,677.37
2010-2012 at 1 percent	60.00	-	40.09	-	-	-	-	84.82	52.15	1,104.83			1,341.90
2010-2012 at .25 percent	15.00	-	10.02	-	-	-	-	21.21	13.04	276.21			335.47
2009 & Prior at 1 percent	200.00	237.50	150.00	300.00	50.00	200.00	237.50	250.00	200.00	250.00			2,075.00
2012 & Prior at 1 percent	260.00	237.50	190.09	300.00	50.00	200.00	237.50	334.82	252.15	1,354.83			3,416.90
Prev Yr MTD Check	1,661,482.61	71,938.09	6,976.66	5,497.60	4,430.63	2,843.48	7,533.39	2,933.11	5,854.07	4,550.19			1,774,039.83
Total Category Check	1,722,295.14	1,597,523.14	1,874,267.94	1,920,381.49	1,877,264.33	1,322,600.64	1,301,538.14	1,690,924.23	1,232,907.23	1,461,273.94			16,000,976.22
All Years at 1% Check	1,722,280.14	1,597,523.14	1,874,257.92	1,920,381.49	1,877,264.33	1,322,600.64	1,301,538.14	1,690,903.02	1,232,894.19	1,460,997.73			16,000,640.75
Past-due Collections	1,986.72	6,510.47	6,976.66	5,497.60	4,430.63	2,843.48	7,533.39	2,933.11	5,854.07	4,550.19			49,116.32
% of Total that are Past Due	0.12%	0.41%	0.37%	0.29%	0.24%	0.21%	0.58%	0.17%	0.47%	0.31%	#DIV/0!	#DIV/0!	0.31%
<b><u>Individual</u></b>													
2020 Total	408.00	14,203.68	39,793.90	76,253.96	23,255.68	86,757.81	148,634.76	16,761.50	131,370.11	23,528.01			560,967.41
2019 Total	147,571.28	65,436.65	158,228.10	183,432.33	78,706.33	97,247.83	515,605.37	26,200.90	26,093.28	86,242.95			1,384,765.02
2018 Total	17,886.84	12,681.67	19,452.41	15,005.89	12,364.84	6,779.54	14,327.27	21,638.18	16,178.19	20,441.57			156,756.40
2017 Total	14,627.44	14,760.43	15,433.96	9,869.40	8,225.74	9,843.87	10,351.97	17,004.19	10,929.82	15,369.49			126,416.31
2016 Total	10,625.90	11,886.64	9,328.61	8,268.39	7,652.76	6,228.39	7,475.36	6,615.40	6,918.46	8,465.34			83,465.25
2015 Total	8,375.21	13,050.48	9,356.31	4,553.39	6,636.27	3,120.38	3,412.50	4,893.56	2,678.36	4,051.73			60,128.19
2014 Total	4,999.45	6,660.22	4,152.13	3,596.79	4,018.38	1,951.20	4,089.14	4,578.84	3,108.47	1,373.42			38,528.04
2013 Total	4,787.63	3,055.01	3,252.85	2,511.93	3,578.51	919.37	1,664.17	5,253.26	3,281.08	2,955.35			31,259.16
2010-2012 Total	5,245.76	7,580.10	6,022.16	5,003.42	8,555.29	5,261.66	3,024.40	10,925.54	5,012.94	3,587.09			60,218.36
2010-2012 at 1 percent	4,196.61	6,064.08	4,817.73	4,002.74	6,844.23	4,209.33	2,419.52	8,740.43	4,010.35	2,869.67			48,174.69
2010-2012 at .25 percent	1,049.15	1,516.02	1,204.43	1,000.68	1,711.06	1,052.33	604.88	2,185.11	1,002.59	717.42			12,043.67
2009 & Prior at 1 percent	1,378.60	188.25	593.99	537.55	1,376.21	338.56	164.62	2,607.51	(452.12)	278.50			7,011.67
2012 & Prior at 1 percent	5,575.21	6,252.33	5,411.72	4,540.29	8,220.44	4,547.89	2,584.14	11,347.94	3,558.23	3,148.17			55,186.36
Prev Yr MTD Check	215,498.11	135,299.45	225,820.52	232,779.09	131,114.33	131,690.80	560,114.80	99,717.38	73,748.48	142,765.44			1,948,548.40
Total Category Check	215,906.11	149,503.13	265,614.42	309,033.05	154,370.01	218,448.61	708,749.56	116,478.88	205,118.59	166,293.45			2,509,515.81
All Years at 1% Check	214,856.96	147,987.11	264,409.99	308,032.37	152,658.95	217,396.28	708,144.68	114,293.77	204,116.00	165,576.03			2,497,472.14
Past-due Collections	67,926.83	69,862.80	67,592.42	49,346.76	52,408.00	34,442.97	44,509.43	73,516.48	47,655.20	56,522.49			563,783.38
% of Total that are Past Due	31.46%	46.73%	25.45%	15.97%	33.95%	15.77%	6.28%	63.12%	23.23%	33.99%	#DIV/0!	#DIV/0!	22.47%

<b>2020</b>	<u>January</u>	<u>February</u>	<u>March</u>	<u>April</u>	<u>May</u>	<u>June</u>	<u>July</u>	<u>August</u>	<u>September</u>	<u>October</u>	<u>November</u>	<u>December</u>	<u>Year-to-Date</u>
<b>Business</b>													
2020 Total	1,949.00	21,370.24	90,820.73	162,021.22	30,711.75	139,535.78	131,010.32	32,917.51	344,816.81	107,573.39			1,062,726.75
2019 Total	17,355.00	39,451.04	93,633.95	195,019.09	45,866.07	14,226.52	187,274.93	18,908.31	31,780.33	83,284.07			726,799.31
2018 Total	55,802.51	69,331.49	16,602.33	4,527.45	39,445.64	(2,758.42)	869.77	(587.98)	8,999.66	2,255.50			194,487.95
2017 Total	482.83	28.15	651.18	1,305.07	367.67	368.60	26.94	2,099.33	1,559.32	4,130.18			11,019.27
2016 Total	317.78	823.47	-	851.05	321.21	-	897.97	3,834.24	399.87	893.91			8,339.50
2015 Total	20.00	25.00	25.00	-	10.00	-	-	4,076.65	536.32	228.17			4,921.14
2014 Total	-	-	-	9.00	10.00	-	-	3,336.27	-	-			3,355.27
2013 Total	-	-	-	-	-	-	-	1,870.13	-	-			1,870.13
2010-2012 Total	262.50	62.00	37.50	37.50	37.50	37.50	37.50	3,586.50	37.50	37.50			4,173.50
2010-2012 at 1 percent	210.00	49.60	30.00	30.00	30.00	30.00	30.00	2,869.20	30.00	30.00			3,338.80
2010-2012 at .25 percent	52.50	12.40	7.50	7.50	7.50	7.50	7.50	717.30	7.50	7.50			834.70
2009 & Prior at 1 percent	-	-	-	-	-	-	-	-	-	400.00			400.00
2012 & Prior at 1 percent	210.00	49.60	30.00	30.00	30.00	30.00	30.00	2,869.20	30.00	430.00			3,738.80
Prev Yr MTD Check	74,240.62	109,721.15	110,949.96	201,749.16	86,058.09	11,874.20	189,107.11	37,123.45	43,313.00	91,229.33			955,366.07
Total Category Check	76,189.62	131,091.39	201,770.69	363,770.38	116,769.84	151,409.98	320,117.43	70,040.96	388,129.81	198,802.72			2,018,092.82
All Years at 1% Check	76,137.12	131,078.99	201,763.19	363,762.88	116,762.34	151,402.48	320,109.93	69,323.66	388,122.31	198,795.22			2,017,258.12
Past-due Collections	1,083.11	938.62	713.68	2,202.62	746.38	406.10	962.41	18,803.12	2,533.01	5,689.76			34,078.81
% of Total that are Past Due	1.42%	0.72%	0.35%	0.61%	0.64%	0.27%	0.30%	26.85%	0.65%	2.86%	#DIV/0!	#DIV/0!	1.69%
<b>Totals</b>													
2020 Total	63,169.53	1,561,158.97	1,997,905.91	2,153,159.07	1,926,801.13	1,546,050.75	1,573,649.83	1,737,670.13	1,703,240.08	1,587,825.15			15,850,630.55
2019 Total	1,824,422.17	170,315.31	257,825.51	385,960.97	128,080.15	112,374.59	702,964.60	47,606.39	58,771.81	171,066.60			3,859,388.10
2018 Total	74,673.19	83,199.93	36,467.83	20,487.62	52,344.58	3,946.35	16,059.94	21,095.67	27,472.05	23,155.23			358,902.39
2017 Total	15,838.15	15,852.00	16,085.14	10,733.78	8,932.19	11,593.79	10,578.91	19,137.95	14,777.41	19,853.07			143,382.39
2016 Total	10,943.68	16,437.05	9,728.61	9,872.63	7,973.97	6,325.73	8,672.71	10,449.64	7,318.33	9,544.45			97,266.80
2015 Total	8,395.21	13,075.48	9,381.31	974.66	6,646.27	3,120.38	3,412.50	8,970.21	3,322.89	4,325.91			61,624.82
2014 Total	4,999.45	6,956.06	4,152.13	3,605.79	4,028.38	2,290.55	4,089.14	7,915.11	3,108.47	1,467.22			42,612.30
2013 Total	4,787.63	3,055.01	3,252.85	2,511.93	3,578.51	919.37	7,513.48	7,123.39	3,281.08	3,198.35			39,221.60
2010-2012 Total	5,583.26	7,642.10	6,109.77	5,040.92	8,592.79	5,299.16	3,061.90	14,618.07	5,115.63	5,005.63			66,069.23
2010-2012 at 1 percent	4,466.61	6,113.68	4,887.82	4,032.74	6,874.23	4,239.33	2,449.52	11,694.46	4,092.50	4,004.50			52,855.38
2010-2012 at .25 percent	1,116.65	1,528.42	1,221.95	1,008.18	1,718.56	1,059.83	612.38	2,923.61	1,023.13	1,001.13			13,213.85
2009 & Prior at 1 percent	1,578.60	425.75	743.99	837.55	1,426.21	538.56	402.12	2,857.51	(252.12)	928.50			9,486.67
2012 & Prior at 1 percent	6,045.21	6,539.43	5,631.81	4,870.29	8,300.44	4,777.89	2,851.64	14,551.97	3,840.38	4,933.00			62,342.05
Prev Yr MTD Check	1,951,221.34	316,958.69	343,747.14	440,025.85	221,603.05	146,408.48	756,755.30	139,773.94	122,915.55	238,544.96			4,677,954.30
Total All Categories Check	2,014,390.87	1,878,117.66	2,341,653.05	2,593,184.92	2,148,404.18	1,692,459.23	2,330,405.13	1,877,444.07	1,826,155.63	1,826,370.11			20,528,584.85
All Years at 1% Check	2,013,274.22	1,876,589.24	2,340,431.10	2,592,176.74	2,146,685.62	1,691,399.40	2,329,792.75	1,874,520.46	1,825,132.50	1,825,368.98			20,515,371.00
Past-due Collections	70,996.66	77,311.89	75,282.76	57,046.98	57,585.01	37,692.55	53,005.23	95,252.71	56,042.28	66,762.44			646,978.51
% of Total that are Past Due	3.52%	4.12%	3.21%	2.20%	2.68%	2.23%	2.27%	5.07%	3.07%	3.66%	#DIV/0!	#DIV/0!	3.15%



# City of Findlay Income Tax Department

Christina Muryn  
Mayor

## Monthly Collection Report to City Council


For the Month of October 2020

	<u>Individuals</u>	<u>Businesses</u>
A. Month-to-date quantity:	_____	_____
B. Cumulative quantity:	_____	_____
C. Cumulative quantity with no filing obligations:	_____	_____
D. Cumulative quantity with no tax liabilities:	_____	_____
E. Quantity not required to make estimate payments:	_____	_____
F. Quantity already making estimate payments:	_____	_____
G. Cumulative quantity HB 49 Opt-in election:	_____	_____
H. Quantity remaining (B – C – D – E – F – G):	<u>0</u>	<u>0</u>

For the remaining 0 individual and 0 business taxpayers (H), the aggregate reported estimate declarations, primarily for tax year 2019 expected to be paid on the extension request due date amount is \$ n/a

### House Bill 49 Municipal Net Profit Opt-in Information

Number of Businesses:	Month-to-date <u>0</u>	Year-to-date <u>353</u>
HB 49 .5 Percent Fees:	Month-to-date <u>6.37</u>	Year-to-date <u>630.58</u>

  
Andrew Thomas, Tax Administrator

11-2-20  
Date

**Findlay Fire Department**  
**Monthly Activities Report - 2020**  
 Submitted By: Joshua S. Eberle, Fire Chief

Fire Statistics	JAN	FEB	MAR	APR	MAY	JUN	JUL	AUG	SEP	OCT	NOV	DEC
Fires	9	3	7	14	3	6	7	5	6	4		
Assist Other Agency	1	21	3	85	111	88	115	97	123	120		
Emergency Medical Service (EMS)	131	114	118	12	11	12	13	13	19	22		
Car Accidents	10	11	12	7	13	26	17	11	19	13		
Rescues (Extrication, Water, Elevator)	0	2	3	1	2	1	2	4	8	5		
Hazmat	8	6	8	5	9	15	7	13	9	14		
Good Intent	6	10	6	4	6	15	7	6	7	6		
Burning Complaints	4	4	2	16	13	7	5	2	6	6		
False Alarms	16	21	21	8	22	34	37	37	30	27		
<b>Totals</b>	<b>169</b>	<b>171</b>	<b>159</b>	<b>152</b>	<b>190</b>	<b>204</b>	<b>210</b>	<b>188</b>	<b>227</b>	<b>217</b>	<b>0</b>	<b>0</b>

Runs by District	JAN	FEB	MAR	APR	MAY	JUN	JUL	AUG	SEP	OCT	NOV	DEC
Station 1 - (South Main St)	57	58	70	50	66	69	62	59	66	78		
Station 2 - (North Main St)	53	44	33	39	43	55	54	57	67	65		
Station 3 - (Tiffin Ave)	31	31	32	36	47	41	49	25	45	34		
Station 4 - (CR 236)	44	38	45	27	34	39	45	47	49	40		
<b>Totals</b>	<b>185</b>	<b>171</b>	<b>180</b>	<b>152</b>	<b>190</b>	<b>204</b>	<b>210</b>	<b>188</b>	<b>227</b>	<b>217</b>	<b>0</b>	<b>0</b>

**Fire Prevention Bureau**

Construction	JAN	FEB	MAR	APR	MAY	JUN	JUL	AUG	SEP	OCT	NOV	DEC
Code Interpretations		1	1				2		2			
Inspections		1	3	6	8	3	8		14	4		
Plan Reviews	5	1	7		2	2	1	3	1	5		
System Acceptance Tests	1	5	3	4	2	4	5	3		1		
<b>Totals</b>	<b>6</b>	<b>8</b>	<b>14</b>	<b>10</b>	<b>12</b>	<b>9</b>	<b>16</b>	<b>6</b>	<b>17</b>	<b>10</b>	<b>0</b>	<b>0</b>

Existing Structure - Additions	JAN	FEB	MAR	APR	MAY	JUN	JUL	AUG	SEP	OCT	NOV	DEC
Code Interpretations	2	2	3	1		3	5		2	4		
Inspections	3	1	4	2	3	7	4	1	5	6		
Plan Reviews	1	6	5	1	4	7	1		2	8		
System Acceptance Tests	2	9	4	6	6	4	4	8	10	2		
<b>Totals</b>	<b>8</b>	<b>18</b>	<b>16</b>	<b>10</b>	<b>13</b>	<b>21</b>	<b>14</b>	<b>9</b>	<b>19</b>	<b>20</b>	<b>0</b>	<b>0</b>

Fire Investigations	JAN	FEB	MAR	APR	MAY	JUN	JUL	AUG	SEP	OCT	NOV	DEC
<b>Cause and Determination</b>												
Accidental	4			1	1	1						
Undetermined	5	1	1		1				1	1		
Incendiary												
<b>Fire Investigation Activities</b>												
Follow-up	1			5	6	4			2	2		
Interviews	1	5	1	1					1	1		
Assists												
<b>Totals</b>	<b>11</b>	<b>6</b>	<b>2</b>	<b>7</b>	<b>8</b>	<b>5</b>	<b>0</b>	<b>0</b>	<b>4</b>	<b>4</b>	<b>0</b>	<b>0</b>

Inspections	JAN	FEB	MAR	APR	MAY	JUN	JUL	AUG	SEP	OCT	NOV	DEC
Assembly					1		34	12	19	7		
Business	2		1	1	2	3	2	13	10	3		
Education K-12		1		1	5	3			1			
Education Pre-School	4		1			1	1	1	1			
Factory									1			
Mercantile								6		2		
Hazardous / Fireworks												
Institutional	5		1	1								
Mercantile												
Residential		1			1	2	4	2	5	28		
Adoption / Foster Care		1	1			2	1	2	1	6		
Pre-Fire Plan	1				1	1		17	4	3		
Utility Mobile Food Vendors												
Utility Outbuildings												
Vacant Structures												
<b>Totals</b>	<b>12</b>	<b>3</b>	<b>4</b>	<b>3</b>	<b>10</b>	<b>12</b>	<b>42</b>	<b>53</b>	<b>42</b>	<b>49</b>	<b>0</b>	<b>0</b>

Fire Statistics	JAN	FEB	MAR	APR	MAY	JUN	JUL	AUG	SEP	OCT	NOV	DEC
<b>Prevention</b>												
Code Interpretations	5	1	2	1	8	7	11	5	7	1		
Complaints	2	2	1	2	4	1	2	2	1	2		
Fireworks Exhibitions / Events							4					
Knox Box Consults/Maint.	1		1		3	3	2	1	21	3		
Other					1			1	1			
Fire Plan Updates					1							
Pre-Fire Plan		20	7	1	1		2	11		11		
Property Research	6	2	5		1	2	3	3	4	11		
Safety Presentations	1		2	2	1	2	8	3	9	12		
Re-inspections	37	75	2		4	6	8	19	20	24		
Background Checks	1		1				1		1	8		
<b>Totals</b>	<b>53</b>	<b>100</b>	<b>21</b>	<b>6</b>	<b>24</b>	<b>21</b>	<b>41</b>	<b>45</b>	<b>64</b>	<b>72</b>	<b>0</b>	<b>0</b>
<b>Public Presentations</b>												
Station Tours												
Truck Visits									2	10		
Meetings Attended	4	5	2	1		5	7	9	4	8		
School / Seminars Attended	5	20	6	12	8			13	6	24		
Birthday Parade / Drive-by				11	15	3	2					
Community Connection			26	32		110		1				
Safety Presentations	1		2	2								
<b>Totals</b>	<b>9</b>	<b>25</b>	<b>8</b>	<b>13</b>	<b>8</b>	<b>5</b>	<b>7</b>	<b>22</b>	<b>12</b>	<b>42</b>	<b>0</b>	<b>0</b>

THE SUPREME COURT OF OHIO  
**Individual Judge**  
MUNICIPAL COURT AND COUNTY COURT

Court: **FINDLAY MUNICIPAL COURT** Judge: **ALAN D HACKENBERG**

Report for the month of: **October 2020**

Date of completion of most  
recent physical inventory  
  
**07/15/2020**

	B	C	D	E	F	G	H	T	V
	Misdemeanors	O.V.I.	Other Traffic	Personal Injury & Property Damage	Contracts	F.E.D.	Other Civil	TOTAL	Visiting Judge
Pending beginning of period	143	70	99	1	14	0	0	327	0
New cases filed	40	11	27	0	3	1	0	82	0
Cases transferred in, reactivated or redesignated	8	3	5	0	0	0	0	16	0
<b>TOTAL (Add lines 1-3)</b>	<b>191</b>	<b>84</b>	<b>131</b>	<b>1</b>	<b>17</b>	<b>1</b>	<b>0</b>	<b>425</b>	<b>0</b>
Jury trial	1	0	0	0	0	0	0	1	0
Court trial	0	0	0	0	0	0	0	0	0
Default				0	0	0	0	0	0
Guilty or no contest plea to original charge	16	10	11					37	5
Guilty or no contest plea to reduced charge	1	0	4					5	0
Dismissal for lack of speedy trial(criminal) or want of prosecution (civil)	0	0	0	0	0	0	0	0	0
Other Dismissals	10	3	4	0	3	0	0	20	0
Transfer to another judge or court	1	0	0	0	0	0	0	1	0
Referral to private judge				0	0	0	0	0	0
Unavailability of party for trial or sentencing	1	0	2	0	0	0	0	3	0
Bankruptcy stay or interlocutory appeal	0	0	0	0	0	0	0	0	0
Other terminations	2	1	0	0	0	0	0	3	0
<b>TOTAL (Add lines 5-16)</b>	<b>32</b>	<b>14</b>	<b>21</b>	<b>0</b>	<b>3</b>	<b>0</b>	<b>0</b>	<b>70</b>	<b>0</b>
Pending end of period (Subtract line 17 from line 4)	159	70	110	1	14	1	0	355	0
Cases pending beyond time guideline	0	0	0	0	0	0	0	0	0
Number of months oldest case is beyond time guideline	0	0	0	0	0	0	0	0	0
Cases submitted awaiting sentencing or judgment beyond time guideline	0	0	0	0	0	0	0	0	0

FTP 11/3/2020

**Fax to:**  
(614) 387-9419  
-or-  
**Mail to:**  
Court Statistical Reporting Section  
Supreme Court of Ohio  
65 South Front Street, 6th Floor  
Columbus, Ohio 43215-3431

ALAN D HACKENBERG \_\_\_\_\_ Date \_\_\_\_\_  
Preparer's name and telephone number if other than judge (print or type) \_\_\_\_\_ Date \_\_\_\_\_  
MARK C MILLER \_\_\_\_\_ Date \_\_\_\_\_

**THE SUPREME COURT OF OHIO**  
**Administrative Judge**  
**MUNICIPAL COURT AND COUNTY COURT**

Court: **FINDLAY MUNICIPAL COURT** Judge: **MARK C MILLER**

Report for the month of: **October 2020**

	A	B	C	D	E	F	G	H	I	T	
	Felonies	Misdemeanors	O.M.V.I.	Other Traffic	Personal Injury & Property	Contracts	F.E.D.	Other Civil	Small Claims	TOTAL	
Pending beginning of period	1	6	96	4	371	4	499	49	1	212	1242
New cases filed	2	7	129	27	688	0	84	10	0	84	1029
Cases transferred in, reactivated or redesignated	3	0	25	2	57	0	0	0	0	0	84
<b>TOTAL (Add lines 1-3)</b>	4	13	250	33	1116	4	583	59	1	296	2355
Trial/Hearing by judge (include bindover by preliminary hearing, guilty or no contest pleas and defaults)	5	0	10	0	21	0	92	10	0	12	145
Hearing by Magistrate (Include guilty or no contest pleas and defaults)	6		0	0	31	0	0	0	0	53	84
Transfer (Include waivers of preliminary hearing and individual judge assignments)	7	12	79	22	61	0	12	1	0	0	187
Dismissal for lack of speedy trial (criminal) or want of prosecution (civil)	8	0	0	0	0	0	82	1	1	0	84
Other dismissals (Include dismissals at preliminary hearing)	9	0	10	2	19	0	14	7	0	24	76
Violations Bureau	10		0		626						626
Unavailability of party for trial or sentencing	11	0	33	0	63	0	0	0	0	0	96
Bankruptcy stay or interlocutory appeal	12	0	0	0	0	0	0	0	0	0	0
Other terminations	13	0	35	2	10	0	0	0	0	0	47
<b>TOTAL (Add lines 5-13)</b>	14	12	167	26	831	0	200	19	1	89	1345
Pending end of period (Subtract line 14 from line 4)	15	1	83	7	285	4	383	40	0	207	1010
Cases pending beyond time guideline	16	0	0	0	0	0	0	0	0	0	0
Number of months oldest case is beyond time guideline	17	0	0	0	0	0	0	0	0	0	0

*FTP 11/3/2020*

**Fax to:**  
 (614) 387-9419  
 -or-  
**Mail to:**  
 Court Statistical Reporting Section  
 Supreme Court of Ohio  
 65 South Front Street, 6th Floor  
 Columbus, Ohio 43215-3431

MARK C MILLER

Date

Preparer's name and telephone number if other than judge (print or type)

Date

THE SUPREME COURT OF OHIO  
**Individual Judge**  
MUNICIPAL COURT AND COUNTY COURT

Court: **FINDLAY MUNICIPAL COURT** Judge: **MARK C MILLER**  
Report for the month of : **October 2020**

Date of completion of most  
recent physical inventory  
**04/10/2020**

	B	C	D	E	F	G	H	T	V
	Misdemeanors	O.V.L.	Other Traffic	Personal Injury & Property Damage	Contracts	F.E.D.	Other Civil	TOTAL	Visiting Judge
Pending beginning of period 1	162	54	99	0	16	1	0	332	0
New cases filed 2	38	10	34	0	9	0	0	91	0
Cases transferred in, reactivated or redesignated 3	10	2	6	0	0	0	0	18	0
<b>TOTAL (Add lines 1-3) 4</b>	<b>210</b>	<b>66</b>	<b>139</b>	<b>0</b>	<b>25</b>	<b>1</b>	<b>0</b>	<b>441</b>	<b>0</b>
Jury trial 5	0	0	0	0	0	0	0	0	0
Court trial 6	0	0	2	0	0	1	0	3	0
Default 7				0	1	0	0	1	0
Guilty or no contest plea to original charge 8	15	7	22					44	0
Guilty or no contest plea to reduced charge 9	3	1	1					5	0
Dismissal for lack of speedy trial(criminal) or want of prosecution (civil) 10	0	0	0	0	1	0	0	1	0
Other Dismissals 11	30	2	11	0	3	0	0	46	1
Transfer to another judge or court 12	1	0	0	0	0	0	0	1	0
Referral to private judge 13				0	0	0	0	0	0
Unavailability of party for trial or sentencing 14	9	2	2	0	0	0	0	13	0
Bankruptcy stay or interlocutory appeal 15	0	0	0	0	1	0	0	1	0
Other terminations 16	0	0	0	0	1	0	0	1	0
<b>TOTAL (Add lines 5-16) 17</b>	<b>58</b>	<b>12</b>	<b>38</b>	<b>0</b>	<b>7</b>	<b>1</b>	<b>0</b>	<b>116</b>	<b>0</b>
Pending end of period (Subtract line 17 from line 4) 18	152	54	101	0	18	0	0	325	0
Cases pending beyond time guideline 19	0	0	0	0	0	0	0	0	0
Number of months oldest case is beyond time guideline 20	0	0	0	0	0	0	0	0	0
Cases submitted awaiting sentencing or judgment beyond time guideline 21	0	0	0	0	0	0	0	0	0

FTP 11/3/2020

Fax to:  
(614) 387-9419  
-or-  
Mail to:  
Court Statistical Reporting Section  
Supreme Court of Ohio  
65 South Front Street, 6th Floor  
Columbus, Ohio 43215-3431

MARK C MILLER	Date
Preparer's name and telephone number if other than judge (print or type)	Date
MARK C MILLER	Date

# MONTHLY REPORT

ALAN D. HACKENBERG, JUDGE  
 MARK C. MILLER, JUDGE  
 HEATHER M EIGEL, CLERK  
 DAVID D. BEACH  
 Director of Court Services

FINDLAY MUNICIPAL COURT  
 318 DORNEY PLAZA RM 206  
 FINDLAY, OHIO 45839  
 TELEPHONE 419-424-7141  
 FAX 419-424-7803

FINDLAY MUNICIPAL COURT Monthly Report for October, 2020

PAGE 1

	*****CURRENT YEAR*****		*****LAST YEAR*****	
	MTD	YTD	MTD	YTD
<b>CASES FILED:</b>				
TRAFFIC	715	6,389	984	9,946
TRAFFIC COMPANION	118	855	134	961
TRAFFIC OVERTIME PARKING	1	2	-	3
CRIMINAL	136	1,406	202	1,862
CRIMINAL COMPANION	16	142	14	185
SEARCH WARRANT	7	84	12	90
CIVIL	94	1,743	218	2,145
SMALL CLAIMS	84	828	88	929
EXTRADITION	3	22	-	16
HABITUAL TRAFFIC VIOLATOR	-	-	1	6
OTHER	15	127	21	160
<b>TOTALS</b>	1,189	11,598	1,674	16,303
<b>COURT PROCEEDINGS:</b>				
Admin License Suspension	-	1	1	8
APPEAL DOG DESIGNATION	-	1	-	-
Arraignment	993	8,199	1,329	12,211
Attachment	7	83	7	107
Bond	2	26	2	39
Civil Status Conference	-	34	20	76
COMMUNITY SERVICE REVIEW	19	202	14	201
Contempt of Court	38	424	51	479
Contested Small Claims	1	8	1	19
Continued	654	7,196	674	6,734
Damages	1	31	3	19
Debtors Examination	25	204	30	354
Default	-	4	-	1
Desk Review	218	1,601	165	1,755
DIVERSION PLEA	-	24	5	45
DUS DIVERSION REVIEW	16	84	24	131
Expungement	3	60	7	62
Extradition	3	17	-	12
Forcible Detention	15	161	10	205
Garnishment	4	13	1	16
Habitual Traffic Violator	-	-	-	2
Hearing on Motion	3	96	11	86
HEARING ON WARRANT	38	211	-	-
Jury Trial	2	4	-	7
Limited Privileges	-	1	1	21
Marriage	3	20	2	19
Mediation	-	2	-	3
Miscellaneous	8	23	5	29
Motion to Compel	1	2	-	-
Motion to Dismiss	-	1	-	1
Motion to Vacate Judgment	-	-	-	3
Motion to Withdraw as Counsel	-	24	-	21
No Hearing	1	2	-	-
Non-Compliance	-	-	1	1
Plea	90	1,058	156	1,255

	*****CURRENT YEAR*****		*****LAST YEAR*****	
	MTD	YTD	MTD	YTD
Preliminary	7	82	23	139
Pre-Trial	169	1,613	271	2,225
Pre-Trial with Judge	35	688	49	619
Reconsideration of Sentence	2	43	-	-
Replevin	-	-	-	1
Restitution	-	12	5	5
Revivor	14	95	6	64
Revocation	18	149	18	176
SAFE SURRENDER	44	107	-	-
SECOND PRETRIAL	75	867	119	990
Sentencing	8	80	21	80
Small Claims	76	677	92	746
STATUS CONFERENCE	1,279	8,683	1,481	15,907
Summary Judgment	-	-	-	3
Suppression	4	32	7	67
TELEPHONE PRETRIAL	50	172	8	22
Trial	9	46	9	86
WRIT OF RESTITUTION	13	128	18	160
WRITTEN PLEA	1	50	9	64
TOTALS	3,949	33,341	4,656	45,276



	*****CURRENT YEAR*****		*****LAST YEAR*****	
	MTD	YTD	MTD	YTD
CRIMINAL VIOLATIONS:				
ASSAULT	5	47	5	47
BREAKING & ENTERING	-	-	-	1
BURGLARY	1	2	-	2
CONTEMPT	4	6	8	8
CRIMINAL DAMAGING	2	21	3	28
CRIMINAL TRESPASS	6	38	4	34
DISORDERLY CONDUCT	4	88	5	141
DOMESTIC VIOLENCE	11	161	23	199
DRUG ABUSE	52	406	45	473
LEAVING SCENE OF AN ACCIDENT	-	-	-	1
OPEN CONTAINER PROHIBITED	2	39	2	43
OVI	1	3	1	2
RESISTING ARREST	2	17	2	36
ROBBERY	-	3	-	-
TELEPHONE HARASSMENT	-	10	-	4
THEFT	19	196	27	210
UNDERAGE CONSUMPTION	-	7	4	61
OTHER CRIMINAL	47	510	95	765
TOTALS	156	1,554	224	2,055
TRAFFIC VIOLATIONS:				
ACD/SPEED	17	204	40	355
DISOBEYING TRAFFIC CONTROL DEV	12	208	24	226
DRAG RACING	-	-	-	3
DRIVING UNDER SUSPENSION	83	583	87	721
EXPIRED REGISTRATION	6	123	25	295
FAIL TO MAINTAIN CONTROL	20	224	24	314
FAILURE TO YIELD RIGHT OF WAY	25	117	13	165
LEAVING SCENE OF AN ACCIDENT	6	54	3	46
LEFT OF CENTER	-	12	1	15
OVERLOAD	97	509	110	1,092
OVI	38	351	61	402
PASSING A STOPPED SCHOOL BUS	1	8	4	17
RECKLESS OPERATION	2	13	2	21
SEAT BELT	48	475	82	1,086
SPEEDING	270	2,707	347	3,374
OVERTIME PARKING	1	2	-	3
OTHER TRAFFIC	208	1,656	295	2,775
TOTALS	834	7,246	1,118	10,910

NOTE: SEARCH WARRANTS NOT INCLUDED IN VIOLATION TOTALS

	*****CURRENT YEAR*****		*****LAST YEAR*****	
	MTD	YTD	MTD	YTD
ARRESTING AGENCY:				
PATROL				
OVERTIME PARKING	-	-	-	1
TRAFFIC OTHER	506	4,374	649	6,800
OMVI	14	143	29	183
CRIMINAL FELONIES	-	6	1	11
CRIMINAL MISDEMEANORS	41	302	15	201
SEARCH WARRANTS	-	8	-	11
FINDLAY P.D. (BY ORDINANCE)				
OVERTIME PARKING	-	1	-	-
TRAFFIC OTHER	198	1,544	231	2,367
OMVI	23	151	17	119
CRIMINAL FELONIES	-	-	-	-
CRIMINAL MISDEMEANORS	27	313	39	510
SEARCH WARRANTS	-	-	-	-
FINDLAY P.D. (BY ORC)				
OVERTIME PARKING	-	-	-	-
TRAFFIC OTHER	-	6	1	10
OMVI	1	2	1	2
CRIMINAL FELONIES	5	79	17	129
CRIMINAL MISDEMEANORS	67	620	108	878
SEARCH WARRANTS	7	54	2	54
SHERIFF				
OVERTIME PARKING	1	1	-	2
TRAFFIC OTHER	80	863	164	1,211
OMVI	1	52	14	95
CRIMINAL FELONIES	-	6	2	19
CRIMINAL MISDEMEANORS	8	151	13	169
SEARCH WARRANTS	-	14	10	23
OTHERS				
OVERTIME PARKING	-	-	-	-
TRAFFIC OTHER	11	106	12	117
OMVI	-	6	1	5
CRIMINAL FELONIES	1	1	-	1
CRIMINAL MISDEMEANORS	2	67	20	127
SEARCH WARRANTS	-	8	-	2
TOTALS	993	8,878	1,346	13,047
PROBATION:				
ESTABLISHED	19	168	17	125
TERMINATED	18	242	20	123
CURRENT	77	77	81	81
TOTALS	114	487	118	329

ACTIVITIES ORDERED:	*****CURRENT YEAR*****		*****LAST YEAR*****	
	MTD	YTD	MTD	YTD
ALCOHOL EVALUATION	-	1	-	-
ALCOHOL/SUBSTANCE EVAL	12	124	22	164
ANGER MANAGEMENT	-	13	1	8
BENCH WARRANT TO AGENCY	276	1,965	272	2,493
COMMUNITY SERVICE	-	3	-	2
COMMUNITY SERVICE CITY	-	-	-	1
COMMUNITY SERVICE COUNTY	15	179	33	238
COMMUNITY SERVICE INDIVIDUAL	22	172	43	259
COMMUNITY SERVICE NO JAIL	2	5	2	9
DIP	7	161	25	179
DOMESTIC VIOLENCE PROGRAM	-	3	-	9
ELECTRONIC HOME MONITORING	6	39	5	21
HOUSE ARREST	2	24	6	25
JAIL	5	66	13	142
MENTAL EVAL	-	7	3	18
Pay Restitution	1	14	4	24
Probation	9	77	12	94
SCRAM	2	41	10	52
STAR Program	8	80	7	115
TREATMENT CLEARVIEW SERV	-	14	3	19
TREATMENT FRC	1	59	11	83
TREATMENT MISCELLANEOUS	-	34	12	66
UCP	-	6	-	6
VIP	7	164	20	165
TOTALS	375	3,251	504	4,192

\*\*\*\*\*CURRENT YEAR\*\*\*\*\*  
MTD YTD\*\*\*\*\*LAST YEAR\*\*\*\*\*  
MTD YTD

## RECEIPTS DEPOSITED:

ALCOHOL MONITORING	\$2,217.00	\$24,750.13	\$2,669.50	\$36,082.83
BOND FEES	\$300.00	\$4,105.00	\$900.00	\$5,376.67
CIVIL DEPOSIT TENDERS	\$410.06	\$3,223.57	\$850.00	\$9,466.65
COURT COST	\$76,521.55	\$618,669.61	\$85,530.14	\$766,028.33
DUI ENFORCEMENT	\$3,103.05	\$27,328.50	\$3,633.22	\$35,436.38
ELECTRONIC IMAGING	\$5,059.44	\$40,544.69	\$5,550.19	\$52,409.17
FINES & FORFEITURES	193,701.74	\$1,582,352.83	215,922.92	\$2,031,653.59
FUND REIMBURSEMENT	\$0.00	\$0.00	\$0.00	\$0.00
INDIGENT DRIVER ALCOHOL	\$388.00	\$5,621.41	\$500.07	\$5,251.70
INMATE MEDICAL EXPENSE	\$0.00	\$0.00	\$0.00	\$0.00
INTEREST	\$27.05	\$427.00	\$148.24	\$946.79
JAIL HOUSING	\$9,517.16	\$151,703.41	\$16,987.78	\$168,742.76
JAIL REIMBURSEMENT	\$323.00	\$3,988.12	\$143.63	\$2,580.33
LEGAL RESEARCH	\$10.50	\$52.91	\$8.90	\$58.90
MEDIATION	\$1,625.50	\$12,798.91	\$1,786.80	\$16,770.36
MISCELLANEOUS	\$29,699.50	\$248,085.08	\$35,468.00	\$353,936.78
MUNI COURT COMPUTERIZATION	\$5,078.24	\$40,671.57	\$5,606.00	\$52,528.91
MUNI COURT IMPROVEMENT	\$16,048.74	\$129,159.28	\$17,852.20	\$167,882.56
RESTITUTION	\$270.00	\$7,200.70	\$367.66	\$7,903.79
SPECIAL PROJECTS	\$26,773.71	\$217,067.17	\$30,066.47	\$276,127.38
STATE PATROL	\$24,786.96	\$200,469.73	\$26,624.95	\$282,272.91
TRAFFIC/CRIMINAL BONDS	\$2,174.45	\$36,954.25	\$12,542.29	\$97,017.52
	<b>398,035.65</b>	<b>\$3,355,173.87</b>	<b>463,158.96</b>	<b>\$4,368,474.31</b>

## DISTRIBUTIONS:

ALCOHOL MONITORING	\$2,217.00	\$24,303.13	\$2,669.50	\$35,782.83
BOND FEES	\$300.00	\$4,105.00	\$875.00	\$5,351.67
CIVIL DEPOSIT TENDERS	\$0.00	\$4,016.26	\$2,546.88	\$9,229.36
COURT COST	\$76,479.15	\$615,722.61	\$85,057.88	\$761,343.28
DUI ENFORCEMENT	\$3,096.27	\$27,225.53	\$3,633.22	\$35,377.48
ELECTRONIC IMAGING	\$5,053.44	\$40,451.69	\$5,547.19	\$52,364.17
FINES & FORFEITURES	193,435.71	\$1,592,124.07	215,814.08	\$2,028,798.45
FUND REIMBURSEMENT	\$0.00	\$0.00		
INDIGENT DRIVER ALCOHOL	\$388.00	\$5,596.41	\$500.07	\$5,226.70
INMATE MEDICAL EXPENSE	\$0.00	\$0.00		
INTEREST	\$27.05	\$427.00	\$148.24	\$946.79
JAIL HOUSING	\$9,517.16	\$149,744.33	\$16,612.23	\$167,589.21
JAIL REIMBURSEMENT	\$323.00	\$3,988.12	\$143.63	\$2,580.33
LEGAL RESEARCH	\$10.50	\$52.91	\$8.90	\$58.90
MEDIATION	\$1,623.50	\$12,770.91	\$1,784.80	\$16,758.36
MISCELLANEOUS	\$39,883.73	\$348,170.06	\$45,739.16	\$467,190.15
MUNI COURT COMPUTERIZATION	\$5,072.24	\$40,578.57	\$5,600.00	\$52,480.91
MUNI COURT IMPROVEMENT	\$16,028.74	\$128,849.28	\$17,839.20	\$167,750.56
RESTITUTION	\$220.00	\$6,188.04	\$280.73	\$7,678.86
SPECIAL PROJECTS	\$26,741.71	\$216,571.17	\$30,038.47	\$275,911.38
STATE PATROL	\$24,726.96	\$198,920.73	\$26,654.95	\$281,662.41
	<b>405,144.16</b>	<b>\$3,419,805.82</b>	<b>461,494.13</b>	<b>\$4,374,081.80</b>

## DISTRIBUTED TO:

	*****CURRENT YEAR*****		*****LAST YEAR*****	
	MTD	YTD	MTD	YTD
CITY OF FINDLAY	174,081.42	\$1,527,195.12	195,790.57	\$1,906,498.72
HANCOCK COUNTY	\$19,656.24	\$193,935.73	\$21,824.94	\$214,827.65
OTHERS	158,376.87	\$1,242,887.08	179,398.62	\$1,636,102.95
STATE OF OHIO	\$60,633.52	\$535,244.55	\$73,598.30	\$740,776.09
	<u>412,748.05</u>	<u>\$3,499,262.48</u>	<u>470,612.43</u>	<u>\$4,498,205.41</u>

  
 \_\_\_\_\_  
 MARK C. MILLER, JUDGE

  
 \_\_\_\_\_  
 ALAN D. HACKENBERG, JUDGE

DISCLAIMER: RECEIPTS COLLECTED ARE NOT TO BE CONFUSED WITH RECEIPTS DEPOSIT

# City of Findlay

Christina M. Muryn, Mayor

## POLICE DEPARTMENT

Robert K. Ring, Chief of Police  
318 Dorney Plaza, Room 116 • Findlay, OH 45840  
Phone: 419-424-7194 • Fax: 419-424-7296  
[www.findlayohio.com](http://www.findlayohio.com)

November 9, 2020

Honorable Council:

Attached are the Findlay Police Department activity stats for October 2020.

Sincerely,



Robert K. Ring  
Chief of Police

**FINDLAY POLICE DEPARTMENT**  
**Monthly Activities Report - 2020**

Category	2020		JAN Total	FEB Total	MAR Total	APR Total	MAY Total	JUN Total	JUL Total	AUG Total	SEP Total	OCT Total	NOV Total	DEC Total
	Total	Avg												
<b>Detective Division</b>														
City (Law Director)	813	81.30	62	66	67	51	73	85	102	98	127	82		
County	254	25.40	14	26	30	20	25	16	32	22	39	30		
Juvenile	84	8.40	8	10	6	4	6	10	8	7	12	13		

<b>Vice Narcotics/Metrich</b>														
Narcotics Investigation	258	25.80	40	33	28	18	15	30	18	26	22	28		
Felony														
Arrests	115	11.50	20	10	17	10	6	11	10	8	10	13		
Charges	193	19.30	33	15	30	18	8	17	16	14	18	24		
Misdemeanor														
Arrests	6	0.6	0	6	0	0	0	0	0	0	0	0		
Charges	0	0	0	0	0	0	0	0	0	0	0	0		
Drug Talks	1	0.11	0	0	0	0	0	0	0	0	1	0		

<b>Patrol Division</b>														
Traffic Stops	3,809	380.90	536	463	283	91	282	310	423	452	485	484		
Citations	2,376	237.60	368	254	209	82	140	267	299	271	242	244		
OVI	134	13.40	15	15	13	11	14	10	16	11	9	20		
Accidents														
Non-Injury	771	77.10	100	89	55	28	69	93	62	82	97	96		
Injury	136	13.60	8	11	11	7	14	24	19	10	18	14		
Complaints														
Homicide	0	0.00	0	0	0	0	0	0	0	0	0	0		
Robbery	15	1.50	2	2	0	0	1	3	0	3	3	1		
Assault	235	23.50	38	45	28	33	16	17	23	16	6	13		
Sex Offenses	112	11.20	10	13	7	10	13	9	11	17	10	12		
Unlawful Entry	107	10.70	14	20	20	13	5	4	13	6	6	6		
Theft/Fraud/Shoplifting	725	72.50	95	87	93	59	53	66	71	53	84	64		
Motor Vehicle Theft	49	4.89	9	2	3	8	4	9	5	2	3	4		
Arson	1	0.11	0	0	0	0	0	0	0	0	1	0		
Criminal Damage/Vandalism	194	19.40	17	23	15	11	25	30	26	16	19	12		
Domestic Dispute	586	58.60	64	69	60	71	95	47	58	45	41	36		
Alcohol/Drug	472	47.20	51	44	43	33	60	44	38	54	61	44		
Warrants Served	418	41.80	73	58	36	17	21	36	43	49	44	41		
Arrests	1,504	150.40	187	182	154	68	133	132	149	169	171	159		
Reports Generated	7,015	701.50	1,234	971	621	430	474	671	632	660	602	720		
School Walk Thru/Public Relation	403	40.30	109	72	48	4	9	2	3	2	78	76		

<b>Special Assignment Unit</b>														
Events	0	0.00	0	0	0	0	0	0	0	0	0	0		
Arrests	0	0.00	0	0	0	0	0	0	0	0	0	0		
Traffic Citations	0	0.00	0	0	0	0	0	0	0	0	0	0		
Traffic Warning	0	0.00	0	0	0	0	0	0	0	0	0	0		
OVI	0	0	0	0	0	0	0	0	0	0	0	0		
Minor Misdemeanor Citations	0	0.00	0	0	0	0	0	0	0	0	0	0		
Warrants Served	0	0.00	0	0	0	0	0	0	0	0	0	0		
Alcohol/Drug Offenses	0	0.00	0	0	0	0	0	0	0	0	0	0		
Weapons Offenses	0	0.00	0	0	0	0	0	0	0	0	0	0		
Cases Referred for Charges	0	0.00	0	0	0	0	0	0	0	0	0	0		
Surveillance Details	0	0.00	0	0	0	0	0	0	0	0	0	0		
Assists to other PD Divisions	0	0.00	0	0	0	0	0	0	0	0	0	0		

<b>Municipal Court</b>														
Papers Processed	2,246	224.60	279	259	224	116	159	215	236	267	232	259		
Paper Service Hours	1157	115.70	110	115	101	76	89	135	132	137	140	122		
Security Hours	537	53.70	54	36	77	90	66	43	50	32	38	51		
Prisoners To/From Court	15	1.50	2	8	2	0	1	0	1	0	0	1		
Miles Driven	6,555	655.50	796	766	621	179	476	617	712	791	718	879		
Summons	713	71.30	84	75	59	38	71	84	76	81	69	76		
Overtime Hours	15	1.50	0.5	1	0	2	9	0	0	0	0	2.5		



# AUDITOR'S OFFICE

318 Dorney Plaza, Room 313

Findlay, OH 45840-3346

Telephone: 419-424-7101 • Fax: 419-424-7866

[www.findlayohio.com](http://www.findlayohio.com)

**JIM STASCHIAK II**

CITY AUDITOR

Monday, November 09, 2020

The Honorable Council  
Findlay, Ohio

Council Members,

A set of summary financial reports for the prior month include:

Summary of Year-To-Date Information as of October 31, 2020

Financial Snapshot for General Fund as of October 31, 2020

Open Projects Report as of October 31, 2020

Cash & Investments as of October 31, 2020

Respectfully Submitted,

A handwritten signature in blue ink, appearing to read "Jim Staschiak II", with a long horizontal line extending to the right.

Jim Staschiak II  
City Auditor



**CITY OF FINDLAY**  
**SUMMARY OF YEAR-TO-DATE INFORMATION AS OF OCTOBER 31, 2020**

	<b>EXPENDITURE BUDGET</b>	<b>Y-T-D EXPENSED</b>	<b>Y-T-D %</b>	<b>ANNUAL REVENUE BUDGET</b>	<b>Y-T-D RECEIVED</b>	<b>Y-T-D %</b>
COUNCIL	327,935	154,275	47.0%	4,300	2,128	49.5%
MAYOR'S OFFICE	351,501	257,644	73.3%	7,000	22,774	325.3%
AUDITOR'S OFFICE	727,737	532,567	73.2%	407,025	353	0.1%
TREASURER'S OFFICE	23,649	19,791	83.7%	-	-	0.0%
LAW DIRECTOR	695,827	596,325	85.7%	110,000	121,124	110.1%
MUNICIPAL COURT	2,501,301	1,928,520	77.1%	1,129,690	1,304,366	115.5%
CIVIL SERVICE OFFICE	160,791	97,221	60.5%	25,000	24,556	98.2%
PLANNING & ZONING	152,592	150,464	98.6%	-	-	0.0%
COMPUTER SERVICES	601,613	334,683	55.6%	597,999	602,110	100.7%
GENERAL EXPENSE	2,841,644	1,746,601	61.5%	-	-	0.0%
GENERAL REVENUE	-	-	0.0%	22,457,000	19,468,001	86.7%
POLICE DEPARTMENT	8,786,419	6,665,830	75.9%	563,330	388,063	68.9%
DISASTER SERVICES	55,647	49,124	88.3%	-	-	0.0%
FIRE DEPARTMENT	7,956,257	6,136,497	77.1%	282,000	14,351	5.1%
DISPATCH CENTER	1,122,376	898,992	80.1%	-	22,974	0.0%
N.E.A.T.	9,350	9,350	100.0%	-	-	0.0%
SAFETY DIRECTOR	128,704	89,384	69.4%	-	-	0.0%
HUMAN RESOURCES	159,736	109,685	68.7%	-	10	0.0%
SERVICE DIRECTOR	132,277	60,668	45.9%	-	-	0.0%
ENGINEERING OFFICE	862,339	543,175	63.0%	115,120	124,682	108.3%
PUBLIC BUILDING	542,367	261,149	48.1%	-	-	0.0%
ZONING	374,507	253,211	67.6%	76,000	79,130	104.1%
PARK MAINTENANCE	1,215,033	746,653	61.5%	130,920	135,157	103.2%
RESERVOIR RECREATION	26,973	3,250	12.0%	-	-	0.0%
RECREATION MAINTENANCE	101,796	54,423	53.5%	-	-	0.0%
RECREATION FUNCTIONS	1,105,707	735,630	66.5%	753,050	540,015	71.7%
CEMETERY DEPARTMENT	567,259	391,135	69.0%	194,000	148,803	76.7%
<b>TOTAL GENERAL FUND</b>	<b>31,531,337</b>	<b>22,826,248</b>	<b>72.4%</b>	<b>26,852,434</b>	<b>22,998,597</b>	<b>85.6%</b>

CONTINUED ON REVERSE

	<b>EXPENDITURE BUDGET</b>	<b>Y-T-D EXPENSED</b>	<b>Y-T-D %</b>	<b>ANNUAL REVENUE BUDGET</b>	<b>Y-T-D RECEIVED</b>	<b>Y-T-D %</b>
SCM&R STREETS	3,212,699	1,954,409	60.8%	2,591,600	2,537,708	97.9%
TRAFFIC-SIGNALS	694,380	490,535	70.6%	85,000	90,407	106.4%
<b>TOTAL SCM&amp;R FUND</b>	<b>3,907,079</b>	<b>2,444,944</b>	<b>62.6%</b>	<b>2,676,600</b>	<b>2,628,115</b>	<b>98.2%</b>
SCM&R HIWAYS	239,413	178,506	74.6%	169,975	159,401	93.8%
<b>TOTAL SCM&amp;R HIWAYS FUND</b>	<b>239,413</b>	<b>178,506</b>	<b>74.6%</b>	<b>169,975</b>	<b>159,401</b>	<b>93.8%</b>
AIRPORT OPERATIONS	1,085,938	699,562	64.4%	535,899	506,073	94.4%
<b>TOTAL AIRPORT FUND</b>	<b>1,085,938</b>	<b>699,562</b>	<b>64.4%</b>	<b>535,899</b>	<b>506,073</b>	<b>94.4%</b>
WATER TREATMENT	3,916,814	2,188,367	55.9%	12,000	69,914	582.6%
WATER DISTRIBUTION	1,990,599	1,401,797	70.4%	132,500	144,259	108.9%
UTILITY BILLING	1,243,199	703,875	56.6%	7,596,595	6,993,166	92.1%
SUPPLY RESERVOIR	769,896	301,990	39.2%	21,502	7,861	36.6%
<b>TOTAL WATER FUND</b>	<b>7,920,508</b>	<b>4,596,028</b>	<b>58.0%</b>	<b>7,762,597</b>	<b>7,215,200</b>	<b>92.9%</b>
SANITARY SEWER MAINT	1,102,839	835,589	75.8%	15,389	16,899	109.8%
STORMWATER MAINT	750,132	173,064	23.1%	777,500	652,637	83.9%
WATER POLLUTION CONTROL	3,479,414	2,331,291	67.0%	8,548,600	7,522,502	88.0%
<b>TOTAL SEWER FUND</b>	<b>5,332,385</b>	<b>3,339,943</b>	<b>62.6%</b>	<b>9,341,489</b>	<b>8,192,039</b>	<b>87.7%</b>
PARKING	95,504	76,133	79.7%	72,200	78,685	109.0%
<b>TOTAL PARKING FUND</b>	<b>95,504</b>	<b>76,133</b>	<b>79.7%</b>	<b>72,200</b>	<b>78,685</b>	<b>109.0%</b>
SWIMMING POOL	122,173	107,207	87.7%	87,000	87,000	100.0%
<b>TOTAL SWIMMING POOL FUND</b>	<b>122,173</b>	<b>107,207</b>	<b>87.7%</b>	<b>87,000</b>	<b>87,000</b>	<b>100.0%</b>
CIT ADMINISTRATION	19,605,271	15,376,868	78.4%	23,973,000	20,737,129	86.5%
<b>TOTAL CIT FUND</b>	<b>19,605,271</b>	<b>15,376,868</b>	<b>78.4%</b>	<b>23,973,000</b>	<b>20,737,129</b>	<b>86.5%</b>

**SNAPSHOT \$ FINANCIAL: GENERAL FUND**

Revenues/Expenditures & Key Balances Snapshot as of :

Projected

2020

9/30/2020

**GENERAL FUND REVENUES & EXPENSES**

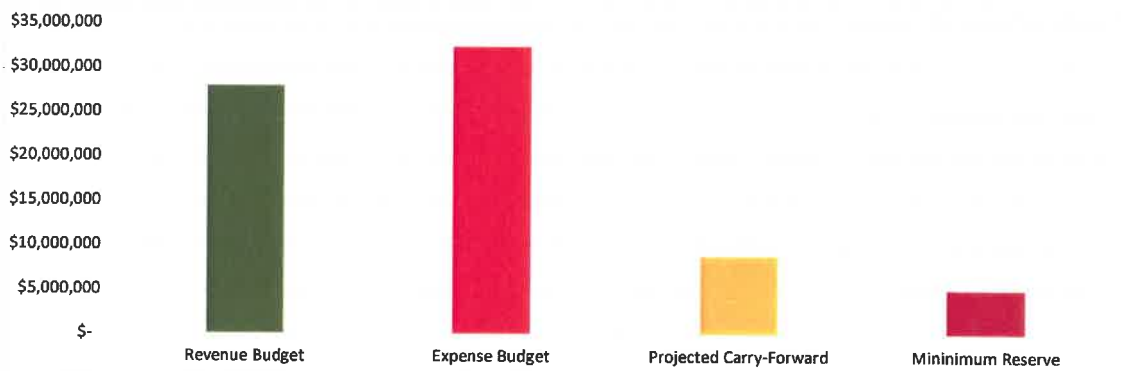
Prior Year Ending Cash Balance – Unappropriated \$ 13,295,064

Revenue and Receipts Projection General Fund \$ 27,973,454

Expenses Appropriated General Fund (assumes \$0.00 returned by departments) \$ (32,443,734)

**OPERATIONAL SURPLUS/(DEFICIT) (\$4,470,280)**

**BUDGETED UNENCUMBERED YEAR END GF CASH BALANCE \$ 8,824,784**



**FINANCIAL POLICY AMOUNTS**

	Minimum	Year End Projected Balance	Over/(Short)
Minimum Reserve Balance GF (Resolution 002-2014 16.7% of Budget Expenses)	\$ 5,027,962	\$ 8,824,784	\$3,796,822
Best Practice GF Minimum Reserve	\$ 7,541,943	\$ 8,824,784	\$1,282,841
GF Rainy Day Reserve Account #10000000-818002	\$ 1,500,000	\$ 1,500,000	\$0
Available Rainy Day amount that can be reserved **	\$ 1,513,452		(\$13,452)
Self Insurance Fund #6060	\$ 1,000,000	\$ 976,268	(\$23,732)
Severance Payout Reserve Fund #2090	\$ 1,000,000	\$ 980,545	(\$19,455)
Retirements in need of appropriation	\$ 325,000	\$655,545	
Potential additional Retirements in 2020	\$ 1,261,403	(\$605,858)	

**MONITORING INTANGIBLE / ANTICIPATED ITEMS**

LIKELY

POSSIBLE

**GENERAL FUND**

Revenue Differential + / (-)

Expense Differential + / (-)

2020 Proposed Capital Improvements Plan General Fund Dollars

Fund Subsidies + / (-)

Unbudgeted Projects

**PROJECTED POTENTIAL YEAR END GF CASH BALANCE** (excludes rainy day reserve)

\*\* subject to release of prior year audit

**CITY OF FINDLAY  
OPEN PROJECTS AS OF OCTOBER 31, 2020**

PROJECT NUMBER	PROJECT NAME	TOTAL	TOTAL	TOTAL	CURRENTLY
		APPROPRIATED	EXPENSED	PENDING	AVAILABLE
		INCEPTION TO DATE	INCEPTION TO DATE	PURCHASE ORDERS	TO SPEND
31902400	USDOJ CORONAVIRUS	37,331	28,368	1,984	6,980
31903500	PD QUICK RESPONSE	50,000	7,302	42,698	-
31903700	2020 PD CIT SUPPORT/EXPANSION	40,000	17,425	-	22,575
31903800	2020 EMORY ADAMS PARKING LOT	10,000	-	-	10,000
31948200	OHIO 629 - MARATHON	250,000	-	-	250,000
31955300	ROWMARK 629 ROADWORK	100,000	1,516	2,234	96,250
31966700	TYLER CASHIERING IMPLEMENTATION	38,500	18,075	20,310	115
31966800	2017 ORC PD REQUIRED TRAINING	39,556	160	4,415	34,981
31972000	2017 SWALE LOT & WALK PATH	70,000	40,245	9,755	20,000
31972900	SALT BARN STRUCTURE	580,000	559,649	14,631	5,721
31976600	RESERVOIR PARKING LOT	15,000	-	15,000	-
31976900	2017 CRISIS INTERVENTION TRAINING	6,103	3,892	-	2,211
31977900	PUBLIC SAFETY SOFTWARE SYSTEM	731,770	631,798	17,190	82,782
31980300	BLANCH RVR GREENWAY TRAIL	666,300	658,890	5,147	2,264
31980800	ORC PD REQUIRED TRAINING	29,320	28,583	220	517
31983000	VHF RADIO SYSTEM	604,077	471,176	107,910	24,990
31983400	2018 SKATE PARK REPAIRS	7,000	-	-	7,000
31985900	HPD GRANT 2018	11,000	10,802	55	144
31990400	DISASTER RECOVERY SITE @ CUBE	55,000	13,055	-	41,945
31993000	CUBE COOLING SYS CONDENSERS	20,000	-	11,800	8,200
31993600	KEEP ACTIVE KEEP HEALTHY PROG	100,000	45,920	820	53,260
31993800	RVR GREENTRAIL TO RIVERBEND	200,000	80,110	100,649	19,241
31994700	MUNI BUILDING HVAC CONTROLLER	195,000	94,537	84,443	16,021
31994900	FIRE STRICT FACILITY	250,000	-	-	250,000
31995000	HPD GRANT 2020	14,961	-	2,000	12,961
<b>GENERAL FUND PROJECTS</b>		<b>4,120,918</b>	<b>2,711,503</b>	<b>441,259</b>	<b>968,157</b>

PROJECT NUMBER	PROJECT NAME	TOTAL	TOTAL	TOTAL	CURRENTLY
		APPROPRIATED INCEPTION TO DATE	EXPENSED INCEPTION TO DATE	PENDING PURCHASE ORDERS	AVAILABLE TO SPEND
32542300	OIL DITCH CLEANING	20,000	-	-	20,000
32549500	HOWARD RUN DITCH CLEANING	6,000	-	-	6,000
32593900	COUNTRY CLUB DR SLOPE REHAB	332,731	66,307	227,424	39,000
32800200	20 STREET PREV MAINT PROGRAM	675,000	322,601	204,519	147,880
32801100	E SANDUSKY CORRIDOR/SAFETY	50,000	12,380	22,991	14,630
32801400	ODOT FY21 RESURFACING	500	-	-	500
32801500	CROSSING LIGHT IMPROVEMENT	15,000	-	-	15,000
32801700	2020 CITY WALKS AND RAMPS	20,000	2,613	17,387	-
32803100	MLK PWKY IMPROVEMENTS	500	-	-	500
32842500	BLANCHARD/6TH TRAN ALT PLAN	31,000	13,211	17,289	500
32852700	W SANDUSKY/WESTERN AVENUE	190,000	23,659	2,405	163,936
32864600	CR212/CR236 WIDENING	140,000	86,592	51,026	2,383
32872100	S MAIN/LINCOLN INTERSECTION	125,000	72,710	660	51,630
32872800	S MAIN/MAIN CROSS INTERSECTION	125,000	69,424	772	54,804
32873100	S MAIN/ SANDUSKY INTERSECTION	125,000	69,036	665	55,299
32876000	BLANCHARD/LINCOLN BIKE LANE	3,471,500	903,006	1,597,818	970,677
32884500	ODOT FY20 RESURF PID100184	2,101,451	1,045,380	994,313	61,759
32893100	19 TRAFFIC POLE REPLACEMENT	50,000	41,530	-	8,470
32894300	LOGAN AVE PH3 CDBG	20,000	15,939	3,561	500
32894500	2020 RESURFACING	1,251,000	1,094,407	64,563	92,030
<b>SCM&amp;R FUND PROJECTS</b>		<b>8,749,682</b>	<b>3,838,793</b>	<b>3,205,391</b>	<b>1,705,498</b>
35201900	2020 FAA CARES ACT GRANT	69,000	-	-	69,000
35202300	AIP-28 REHAB TAXIWAY A	432,624	-	44,300	388,324
35284600	ODOT AVIAT BEACON & WINDSOCK	178,681	23,000	155,556	125
35293200	AIP-27 RUNWAY 7/25 REHAD CRACK SEAL	139,183	24,987	23,548	90,648
35293400	AIP-27 REHAB TAXIWAY A - DESIGN	59,000	51,306	-	7,694
<b>AIRPORT FUND PROJECTS</b>		<b>878,488</b>	<b>99,293</b>	<b>223,404</b>	<b>555,791</b>

<u>PROJECT NUMBER</u>	<u>PROJECT NAME</u>	<u>TOTAL APPROPRIATED INCEPTION TO DATE</u>	<u>TOTAL EXPENSED INCEPTION TO DATE</u>	<u>TOTAL PENDING PURCHASE ORDERS</u>	<u>CURRENTLY AVAILABLE TO SPEND</u>
35500500	CHAPEL DR STORM SEWER	25,000	7,109	3,191	14,700
35577600	HOWARD ST SEWER SEP PH 1	1,672,776	1,275,192	-	397,584
35592200	BLANCH ST STORM SEW REPLACE	80,000	52,163	1,673	26,164
35592300	CIMARRON COURT DRAINAGE	95,000	9,940	52,456	32,604
35594100	CR 180 DRAINAGE PLAN	90,916	90,893	-	23
35600100	SEWER TELEVISIONING	681,100	5,747	629,319	46,035
35600600	20 SEWER & MANHOLE LINING	348,500	2,917	-	345,583
35601000	2020 MANHOLE ADJUSTMENT	75,000	5,777	9,223	60,000
35601200	BLUE BONNET/BITTERSWEET SAN	20,000	17,300	-	2,700
35601300	WPC CLARIFIER 3&4 REHAB	20,000	12,000	5,000	3,000
35602800	E FRONT EMERG SEWER REPAIR	45,000	-	40,000	5,000
35674500	LTCP EVALUATION STUDY	340,000	313,449	220	26,331
35675000	SANITARY SEWER CR 212	45,000	7,269	731	37,000
35675500	DISTRIBUTION DR SAN SEWER	94,530	57,084	-	37,446
35680200	2018 SEWER LINING & MANHOLE	385,900	375,806	7,755	2,339
35681100	2018 ANNUAL SEWER TELEVISIONING	150,000	123,580	20,527	5,893
35681200	WPC UV SYSTEM REPLACEMENT	2,878,500	2,702,145	21,299	155,057
35691300	19 SEWER LINING & MANHOLE	400,000	306,260	86,598	7,142
35691400	19 SEWER TELEVISIONING	300,000	252,505	43,059	4,436
35691700	MADISON & MONROE	528,800	41,718	434,978	52,104
35691800	SR12 & DAVIS SAN SEWER	60,000	46,820	-	13,180
35691900	WEST MAIN CROSS SAN SEWER	20,000	18,891	1,109	-
<b>SEWER FUND PROJECTS</b>		<b>8,356,022</b>	<b>5,724,563</b>	<b>1,357,138</b>	<b>1,274,321</b>

<u>PROJECT NUMBER</u>	<u>PROJECT NAME</u>	<u>TOTAL APPROPRIATED INCEPTION TO DATE</u>	<u>TOTAL EXPENSED INCEPTION TO DATE</u>	<u>TOTAL PENDING PURCHASE ORDERS</u>	<u>CURRENTLY AVAILABLE TO SPEND</u>
35700900	2020 WATER VALVE ADJUSTMENT	10,000	62	938	9,000
35702700	PENROSE PUBLIC INFRA RLF G	71,150	-	60,136	11,014
35754100	RAW WATERLINE/TRANSFER STATION	230,000	202,890	-	27,110
35775800	RESERVOIR 1 RAMP REPAVING	20,000	-	20,000	-
35781800	WTP SCADA SYSTEM UPGRADES	585,600	7,616	560,000	17,984
35781900	WATER ASSET MGT OEPA MSTR	350,000	43,457	1,543	305,000
35782200	UB OFFICE RENOVATIONS	10,000	6,515	-	3,485
35782300	WTP ROOF REPLACEMENT	535,000	496,329	-	38,671
35782500	RESERVOIR #2 RAMP REPAVING	25,000	-	25,000	-
35782600	WTP & RES SECURITY CAMERAS	150,000	23,272	82,497	44,231
35782800	RESERVOIR TRANSFER LINE REHAB	20,000	167	-	19,833
35783300	WATER METER SYSTEM REPLACE	500,000	154	-	499,846
35783500	2018 UTILITY RATE STUDY	25,000	24,900	-	100
35790800	WTP CO2 TANKS REPLACEMENT	50,000	-	-	50,000
35791100	HOWARD ST WL REPLACEMENT	358,549	256,650	-	101,900
35793300	OLIVE ST WL REPLACEMET	560,145	517,724	9,582	32,839
35794400	LARGE METER TESTING CALIBRAT	95,625	-	95,625	-
35795300	SIXTH ST WATERLINE REPLACE	555,430	488,677	17,407	49,346
35795400	W MELROSE AVE WATRLINE	161,000	157,025	-	3,975
	<b>WATER FUND PROJECTS</b>	<b>4,312,499</b>	<b>2,225,437</b>	<b>872,728</b>	<b>1,214,334</b>

CITY OF FINDLAY  
**CASH & INVESTMENTS AS OF OCTOBER 31, 2020**

<u>AMOUNT</u>	<u>DESCRIPTION AND RATE</u>	<u>BANK/FIRM</u>
\$ 1,024,000.00	STAR OHIO @ 0.150%	
123,304.26	STAR OHIO @ 0.150%	
3,500.00	STAR OHIO @ 0.150%	
1,505,326.75	STAR OHIO @ 0.150%	
2,050,005.36	STAR OHIO @ 0.150%	
24,000,000.00	STAR PLUS @ 0.080%	
28,505,000.00	SAVINGS ACCOUNT	FIFTH THIRD BANK
245,000.00	CERTIFICATE OF DEPOSIT @ 2.650%	WATERFORD BANK
245,000.00	CERTIFICATE OF DEPOSIT @ 1.790%	FIRST NATIONAL BANK
245,000.00	CERTIFICATE OF DEPOSIT @ 1.510%	FIRST FEDERAL BANK
<hr/>		
\$ 57,946,136.37	INVESTMENT TOTAL	
2,671,255.49	5/3 BANK ACCOUNT BALANCE	
-	ACCRUED INVESTMENT INTEREST	
<hr/>		
<b><u>\$ 60,617,391.86</u></b>	<b>TOTAL CASH &amp; INVESTMENTS</b>	

**UNAPPROPRIATED FUND BALANCES (CURRENT CASH BALANCES ON REVERSE)**

GENERAL	\$ 8,824,784
SCM&R	247,243
SCM&R HIWAY	234,470
SEVERANCE PAYOUT RESERVE	980,545
AIRPORT	99,980
WATER	2,687,325
SEWER	5,400,977
STORMWATER	2,114,100
PARKING	41,292
CIT ADMINISTRATION	246,589
CIT CAPITAL IMPROVEMENT	2,335,611



CITY OF FINDLAY  
**BREAKDOWN OF TOTAL CASH & INVESTMENTS BY FUND AS OF OCTOBER 31, 2020**

\$15,540,976.33	General Fund
1,500,000.00	General Fund Restricted Rainy Day
1,401,797.90	General Fund Projects
1,623,389.89	SCM&R Fund
2,147,194.60	SCM&R Fund Projects
370,867.12	County Permissive License Fund
291,309.79	State Highway Fund
212.57	Law Enforcement Trust Fund
4,011.87	Drug Law Enforcement Trust Fund
308,568.07	ID Alcohol Treatment Fund
65,704.44	Enforcement & Education Fund
601,338.27	Court Special Projects Fund
152,030.04	Court Computerization Fund
2,109.56	METRICH Drug Law Enforcement Trust Fund
143,950.67	Alcohol Monitoring Fund
147,885.89	Mediation Fund
171,092.19	Electronic Imaging Fund
20,618.66	Legal Research Fund
677,829.45	Severance Payout Fund
2,033,634.49	Coronavirus Relief Fund
107,463.47	Debt Service Fund
38,636.88	CR 236 TIF Fund
712,608.75	Municipal Court Improvement Fund
423,536.02	Airport Fund
156,885.50	Airport Fund Projects
7,274,080.13	Water Fund
917,887.05	Water Fund Restricted
1,921,555.97	Water Fund Projects
6,310,241.51	Sewer Fund
5,570,239.30	Sewer Fund Restricted
2,629,023.77	Sewer Fund Projects
70,031.11	Parking Fund
-	Parking Fund Projects
19,789.00	Swimming Pool Fund
-	Swimming Pool Fund Projects
30,789.58	Internal Service Central Stores Fund
712,162.55	Internal Service Workers Comp Fund
1,042,861.11	Internal Service Self Insurance Fund
2,177,738.53	CIT Fund
816,013.96	CIT Fund- Restricted Capital Improvements
-	CIT Fund-Restricted Flood Mitigation
283,424.24	Police Pension Fund
283,424.24	Fire Pension Fund
56,911.12	Unclaimed Monies Fund
70,488.99	Tax Collection Agency Fund
1,523,919.73	Cemetery Trust Fund
159,728.94	Private Trust Fund
80,801.47	Guaranteed Deposits
-	Special Assessments Pavements Fund
304.52	Special Assessments Sidewalks Fund
-	Special Assessments Sidewalks Fund Projects
22,322.62	Special Assessments Storm Fund
<b><u>\$60,617,391.86</u></b>	<b>TOTAL CASH &amp; INVESTMENTS</b>



11/12/2020

Findlay City Council  
318 Dorney Plaza  
Findlay, Ohio 45840

Attention: John Harrington, President  
Cc: Mayor Christina Murn

**RE: Amendment to Map Update: Ord. 2020-124**

Honorable Members of Council:

Hancock Regional Planning Commission respectfully requests an amendment to ordinance 2020-124.

HRPC has adjusted seven parcels on the zoning map. These parcels are not proposed to be changed in the map update. The parcels each have two zoning classifications. When updating the parcel layer the computer assigned only one zoning category. We have fixed this issue so the parcels display both zoning classifications.

Please let me know if you have any comments or concerns.

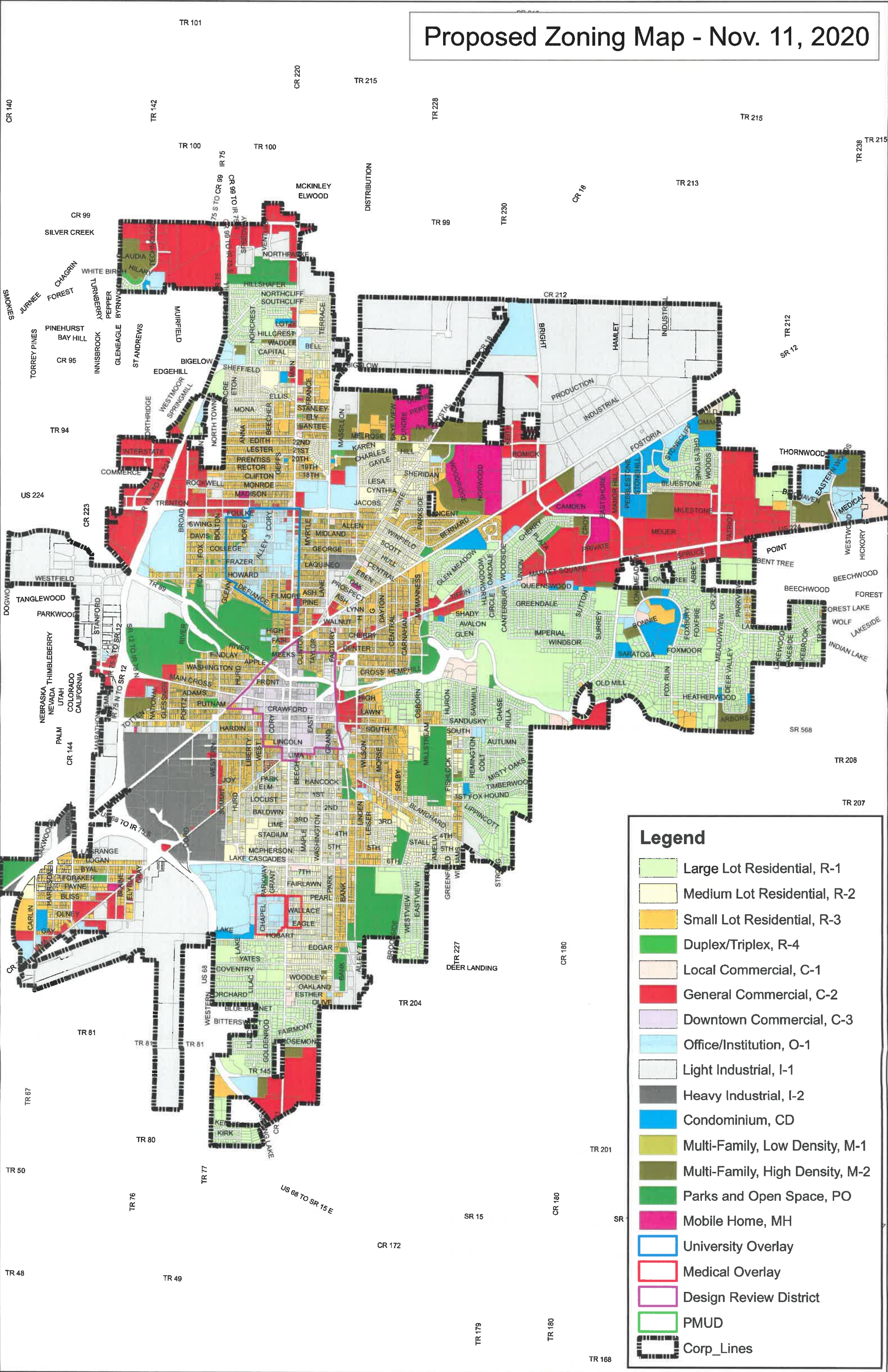
Sincerely,

A handwritten signature in blue ink that reads 'Matt Cordonnier'. The signature is written in a cursive style.

Matt Cordonnier, Director  
Hancock Regional Planning Commission



# Proposed Zoning Map - Nov. 11, 2020



### Legend

- Large Lot Residential, R-1
- Medium Lot Residential, R-2
- Small Lot Residential, R-3
- Duplex/Triplex, R-4
- Local Commercial, C-1
- General Commercial, C-2
- Downtown Commercial, C-3
- Office/Institution, O-1
- Light Industrial, I-1
- Heavy Industrial, I-2
- Condominium, CD
- Multi-Family, Low Density, M-1
- Multi-Family, High Density, M-2
- Parks and Open Space, PO
- Mobile Home, MH
- University Overlay
- Medical Overlay
- Design Review District
- PMUD
- Corp\_Lines





CHRISTINA M. MURYN, MAYOR

**ENGINEERING  
DEPARTMENT**

Brian A. Thomas, P.E., P.S.  
City Engineer

Honorable City Council  
Findlay, OH 45840

November 12, 2020

RE: 2018 Annual Sewer & Manhole Lining Program, Project No. 35680200

Dear Council Members:

Due to the cold winter that we had at the end of 2018 and beginning of 2019, the 2018 annual sewer & manhole lining program was started late. The weather pushed the contractor's schedule on all of their projects so that our project was started late in 2019 and was underway when the stay at home order was issued earlier this year. During the stay at home order, the Contractor returned all of their employees from the locations where they were working. We are now at the point to finish the project.

There were some sections of sewers that were lined that were longer than the plans indicated and a couple of sections that were actually larger than shown on the plans. This has increased the cost of the project slightly. I would like to request that some additional funds be added to the project so that we can finish lining the sewers that were started. This would keep us from having to go back later to finish one section of sewer here and another section of sewer there, etc.

By copy of this letter, the Law Director is requested to prepare the necessary legislation to appropriate funds as follows:

FROM: Sewer Fund	\$21,600
To: 2018 Annual Sewer & Manhole Lining Program, Project No. 35680200	\$21,600

I would also like you to know that engineering recently closed a sanitary sewer project and returned \$13,179.95 in unspent funds from the project back to the sewer fund.

If you have any questions, please feel free to contact me.

Sincerely,

Brian A. Thomas, PE, PS, CPESC, CFM  
City Engineer

pc: Don Rasmussen, Law Director  
Jim Staschiak II, Auditor



# AUDITOR'S OFFICE

318 Dorney Plaza, Room 313  
Findlay, OH 45840-3346  
Telephone: 419-424-7101 • Fax: 419-424-7866  
www.findlayohio.com

**JIM STASCHIAK II**  
CITY AUDITOR

Friday, November 13, 2020

The Honorable Council  
Findlay, Ohio

Dear Council Members,

Prior to the November 20th "date of first encumbrance", the City also needs to appropriate the interest that has been earned on the CRF funding so that it too can be used by the deadline per the guidance. This is necessary to be eligible for the redistribution of the county funding on November 25<sup>th</sup>. The City has earned \$520.30 that needs to be appropriated as follows:

From: Coronavirus Relief Fund (interest earnings)	\$520.30
To: Coronavirus Relief (CRF) (22099000-other)	\$520.30

As was previously reported, part of the CRF funds have been used to cover unemployment costs for employees that had previously left our employment but had been either temporarily or permanently laid off during the pandemic. Because the City is a direct reimbursing employer and we are in the employment history of these individuals, we get an invoice for a portion of their unemployment. The City has now received a 50% credit from the Ohio Bureau of Unemployment against those expenses using the State's CRF money. Since we received this credit, we cannot claim the same expenses against our CRF usage. We need to move some money that was previously appropriated into the "personal services" category into the "other category". The following transaction is needed:

From: Coronavirus Relief (CRF) 22099000-personal services	\$12,448.64
To: Coronavirus Relief (CRF) 22099000-other	\$12,448.64

Per copy of this letter, the Law Director has been requested to prepare the needed legislation. It is respectfully requested that Council suspend the statutory requirements and give the legislation all three of the readings at the meeting on November 17, 2020 and adopt the legislation as emergency at that meeting.

Respectfully submitted,

A handwritten signature in blue ink, appearing to read "Jim Staschiak II".

Jim Staschiak II  
City Auditor

CC: C. Murn  
D. Rasmussen  
J. Harrington

# compmanagement

The City of Findlay's experience modifier rate is projected to be 0.81 for the 1/1/2021 policy year. This translates into a 19% credit/discount off the base rates BWC applied to your manual classifications and associated payroll. This is a 1% improved reduction in the rate compared to the 2020 policy year. 2021 premium is projected at \$328,122

In calendar year 2020, City of Findlay received (or is poised to shortly receive in December) several refunds from the Ohio BWC and participation in the Group Retro refund plan.

2020 Billion Back refunds total **\$1,949,294.78**

**This is due to the BWC's continued successes with their stock market investment portfolio of which City of Findlay is a participant member as a state fund employer.**

The City also received **\$110,163.71** in Group Retro refunds earlier in the year due to participation in Group Retro plans for 2016, 2017 and 2018.

**Note: There will be no more refunds related to the 2018 policy year or the 2019 policy year due to the stipulations within Billion Back for 2020.**

## 2022 Projection Detail

The City of Findlay's 2022 experience projection will include claims with dates of injury 1/1/2016 – 12/31/2019. With costs valued as of 9/30/2020, your (4) years of claims costs total \$353,734. The BWC's expected losses for the City (or a city of your payroll size) would be \$514,511. Therefore, Findlay is projected to be at 13% credit off base rates or a 0.87 experience modification rate applied to your manual classifications. 2022 projected premium \$354,868.

This slight increase is due to a couple factors. First, the addition of your 2018 policy year claims into the experience calculation. Your 2018 claims are valued at \$96,449 compared to the 2015 claims exiting the experience valued at \$31,394. That roughly \$65,000 increase in claims costs has a negative impact on the ratio. Also, the expected losses dropped by roughly \$15,000 due to BWC changes in base rates vs. expected loss ratios. That is net increase of more than \$80,000 to negatively influence your 2022 premium.

Your 2023 policy year looks to see an improvement because your 2016 policy year claims (\$120,706) will exit the experience calculation.

# compmanagement

## Claims Filed for 2020

The City has seen a noticeable reduction in the frequency and severity of workplace injury claims in 2020. Across the state, nearly every municipality (and even private industry employers) has seen a similar reduction attributed to the covid-19 pandemic.

- (4) Medical Only claims (7 or fewer calendar days off work)
- (1) Lost Time claims (8 or more calendar days off work)

Comparatively, 2019 the City of Findlay had (10) Medical Only claims and (5) Lost Time claims. There has been a **67%** decrease in claims this year.

## Policy #: 33205102-0

### OhioBWC - Employer - Service: (Experience modifier history) - Details

Current policy coverage status: Active  
Coverage effective date: 03/04/1975

Policy period	1/1/21 - 12/31/21	1/1/20 - 12/31/20	1/1/19 - 12/31/19	1/1/18 - 12/31/18	1/1/17 - 12/31/17
Published EM	0.83	0.83	0.78	0.71	0.77
EM cap	NO	NO	NO	NO	NO
Current EM	0.81	0.82	0.78	0.71	0.75
EM cap	NO	NO	NO	NO	NO
Rating plan	GRTR0	GRTR0	GRTR0 (no refunds)	GRTR0 (no additional refunds)	GRTR0 (1 remaining refund)
Discount programs					

2021 EMR = .81 (19% credit off base rates)

2022: drop 2015 \$31,394 v bring 2019 \$96,449

2022 estimated EMR = .87 (13% credit off base rates)

2023: drop 2016 \$120,760 v bring 2020 \$14,405

# compmanagement

**Employer: City of Findlay**

Year Beginning	# Lost Time Chgs	# Med Only Chgs	Comp	Comp Reserve	Med Reserve	Medical	TML	Unlimited TML
01/01/2016	2	12	107,969	0	0	12,737	120,706	120,706
01/01/2017	4	16	21,126	0	0	27,162	48,290	48,290
01/01/2018	1	11	23,477	14,942	25,863	24,007	88,290	88,290
01/01/2019	5	10	40,602	0	28,933	26,910	96,449	96,449



## Projected Experience and Premium

### Projected Experience Rating

TML	TLL	DIFF	DIFF/TLL	CK	EMR	AdjEMR	AdjTM%	Ratio	Max Value Amount
353,734	514,511	-160,777	-0.31	X 42	0.87	0.87	-0.13	-0.22	175,000

### Manual Rate Projections

#### City Of Findlay (33205102)

Manual	FourYear Payroll	Expected LossRate	Expected Losses	Limited Loss Ratio	Limited Losses	Industry Group	Base Rate	Individual Rate
9431	72,164,944	0.74	534,021	0.9618	513,621	2	1.73	1.51
9439	18,000	5.17	931	0.9567	890	7	11.68	10.16
Employer Total:			534,951		514,511			

### Premium Projection

Manual	Base Rate	Premium Rate	Assessment Rate	Total Rate	Estimated Payroll	Standard Premium	Assessments	Individual Premium
9431	1.73	1.51	0.2830	1.7930	19,761,493	298,399	55,925	
9439	11.68	10.16	1.9040	12.0640	4,512	458	86	
						298,857		
Adjusted Standard Premium						298,857	56,011	354,868

*This projection is to be used as a guideline only for decision making purposes. The results should not be construed as actual. Estimated claims costs are based on most recently available MIRA reserves as provided by BWC. Projections of rates and/or premium changes are estimated using the most recent loss information and historical data as provided by BWC, therefore, actual numbers may vary from the estimates. Factors which may affect these numbers may include: rate changes by BWC, BWC updates to MIRA reserves, payroll fluctuations, acceptance into/removal from alternative rating plans, BWC discounts, etc.*



# compmanagement

TML = City of Findlay's claims costs losses by policy year

v.

TLL = BWC expected losses for City of Findlay/average city of Findlay's payroll size

## 2020 Rebates/Refunds

**\$7,389.88** Early Payment (one-time annual installment paid)

### Group Retro Refunds 2020 – checks issued in April 2020

4/10/2020	Group Retro Annual Evaluation	(\$76,721.26)	2018 1 <sup>st</sup>
4/10/2020	Group Retro Annual Evaluation	(\$36,240.42)	2017 2 <sup>nd</sup>
4/10/2020	Group Retro Annual Evaluation	(\$16,617.13)	2016 3 <sup>rd</sup> / final evaluation
4/10/2020	TOTAL Refund	<b>\$110,163.71</b>	

### 2020 Billion Back refunds

Billion Back – (\$1+ Billion returned to state fund employers) check issued in April 2020  
100% 2018 premium LESS Group Retro refund for 2018 LESS rebates received (Early Payment, Lapse Free, Safety Council) note: employers will forego two remaining 2018 PY group retro refunds

\$368,841 LESS \$76,721.26, \$6,847.86, \$2,000.00, \$6,657 = **\$276,614.88**

2<sup>nd</sup> Billion Back – (\$1+ Billion returned to state fund employers) check issued in late October 2020

100% 2019 premium LESS rebates received for 2019 – employers will forego their 2019 PY Group Retro refunds for all evaluations

\$355,949 LESS Early Payment Rebate \$7,399.38 = **\$348,549.62**

3<sup>rd</sup> Billion Back – (\$5Billion returned to state fund employers) check coming in mid-December 2020

100% 2019 premium LESS rebates received x 3.72 rate – employers forego their 2019 PY Group Retro refunds for all evaluations

2019 premium \$355,949 x 3.72 (rate for this disbursement) = **\$1,324,130.28**

**Total Billion Back for 2020 \$1,949,294.78**

# compmanagement

## Payroll

Policy period  
01/01/2021 - 01/01/2022

Estimated annual premium  
\$328,122.00

Show 10 entries

Search

Payroll history

Class code	Description	Number of employees	Rate	Estimated payroll	Premium
9431	CITY EMPLOYEES: ALL EMPLOYEES & CLERICAL, CLERICAL TELECOMMUTER, SALESPERSONS, DRIVERS	N/A	0.016624	\$19,707,500.00	\$327,617.00
9439	PUBLIC EMPLOYER VOLUNTEER EMERGENCY SERVICES ORGANIZATIONS	N/A	0.112328	\$4,500.00	\$505.00

Policy period  
01/01/2020 - 01/01/2021

Estimated annual premium  
\$364,903.00

Show 10 entries

Search

Payroll history

Class code	Description	Number of employees	Rate	Estimated payroll	Premium
9431	CITY EMPLOYEES: ALL EMPLOYEES & CLERICAL, CLERICAL TELECOMMUTER, SALESPERSONS, DRIVERS	N/A	0.018439	\$19,761,493.00	\$364,382.00
9439	PUBLIC EMPLOYER VOLUNTEER EMERGENCY SERVICES ORGANIZATIONS	N/A	0.115390	\$4,512.00	\$521.00

Policy period  
01/01/2019 - 01/01/2020

Annual premium  
\$355,949.00

Show 10 entries

Search

Payroll history

Class code	Description	Number of employees	Rate	Payroll	Premium
9431	CITY EMPLOYEES: ALL EMPLOYEES & CLERICAL, CLERICAL TELECOMMUTER, SALESPERSONS, DRIVERS	444	0.018749	\$18,959,710.00	\$355,476.00
9439	PUBLIC EMPLOYER VOLUNTEER EMERGENCY SERVICES ORGANIZATIONS	9	0.105060	\$4,500.00	\$473.00

# compmanagement

Policy period  
01/01/2018 - 01/01/2019

Annual premium  
\$368,841.00

Show 10 entries

Search

Payroll history

Class code	Description	Number of employees	Rate	Payroll	Premium
9431	CITY EMPS: ALL EMPS & CLERCL, CLERCL TELECOMTR, SALESPRSONS, DRV	426	0.019946	\$18,471,377.00	\$368,430.00
9439	VOLUNTEER EMPLOYEES-PUB EMPLOYER EMERG SERV ORG- CONTRACT COVERAGE	8	0.091308	\$4,500.00	\$411.00



**Quarterly Activity Report**  
**FINDLAY CITY AUDITOR OFFICE - #33205102-0**  
 Evaluation Date: 09/30/2020  
 Claim Injury Period: 01/01/2011 - 11/03/2020

Totals by Claim Type						
Policy Year	Claim Type	Claim Count	Med Payments	Comp Payments	MIRA Reserves	Total Payments
2011	Lost Time	7	\$84,674.00	\$61,222.00	\$0.00	\$145,896.00
2011	Med Only	16	\$9,385.00	\$0.00	\$0.00	\$9,385.00
2012	Lost Time	3	\$28,674.00	\$17,800.00	\$0.00	\$46,574.00
2012	Med Only	14	\$4,987.00	\$4,000.00	\$0.00	\$8,987.00
2013	Lost Time	1	\$1,984.00	\$3,618.00	\$0.00	\$5,602.00
2013	Med Only	21	\$13,903.00	\$0.00	\$0.00	\$13,903.00
2014	Lost Time	7	\$65,817.00	\$40,709.00	\$0.00	\$106,526.00
2014	Med Only	20	\$16,096.00	\$0.00	\$0.00	\$16,096.00
2015	Lost Time	1	\$9,859.00	\$16,237.00	\$0.00	\$26,096.00
2015	Med Only	13	\$5,298.00	\$0.00	\$0.00	\$5,298.00
2016	Lost Time	2	\$12,521.00	\$157,814.00	\$0.00	\$170,435.00
2016	Med Only	12	\$6,060.00	\$0.00	\$0.00	\$6,060.00
2017	Lost Time	4	\$15,642.00	\$26,671.00	\$0.00	\$42,313.00
2017	Med Only	16	\$14,311.00	\$0.00	\$0.00	\$14,311.00
2018	Lost Time	1	\$23,375.00	\$31,303.00	\$54,407.00	\$109,085.00
2018	Med Only	11	\$6,476.00	\$0.00	\$0.00	\$6,476.00
2019	Lost Time	5	\$29,560.00	\$51,988.00	\$35,734.00	\$117,272.00
2019	Med Only	10	\$3,475.00	\$0.00	\$0.00	\$3,475.00
2020	Lost Time	1	\$2,923.00	\$0.00	\$6,822.00	\$9,745.00
2020	Med Only	4	\$5,284.00	\$0.00	\$1,376.00	\$6,660.00
<b>Claim Totals:</b>		<b>169</b>	<b>\$358,294.00</b>	<b>\$411,582.00</b>	<b>\$96,339.00</b>	<b>\$866,196.00</b>

CompManagement, LLC

P.O. Box 884 | Dublin, OH 43017 | PHONE 800.825.6755 | FAX 614.766.6888



## TREASURER'S OFFICE

318 Dorney Plaza, Room 313  
Findlay, OH 45840-3346  
Telephone: 419-424-7107 • Fax: 419-424-7866

### Treasurer's Reconciliation for October 31, 2020

---

#### TREASURER

Fifth Third Initial Balance	3,726,428.21
- Withdrawals ()	(8,822,454.38)
+ Deposits	8,231,424.17
Ending Balance	3,135,398.00

- Outstanding checks ()	(464,148.51)
Deposit in Transit	6.00

---

Treasurer's Checking Bal	2,671,255.49
--------------------------	--------------

Investment Principal	57,946,136.37
----------------------	---------------

Treasurer's Total Cash and Investments	60,617,391.86
--	---------------

#### AUDITOR

Auditor's Checking Bal	2,671,255.49
------------------------	--------------

Auditor's Total Cash and Investments	60,617,391.86
--------------------------------------	---------------

Respectfully submitted,

Susan Jo Hite  
Treasurer

COMMITTEE REPORT

THE CITY COUNCIL OF THE CITY OF FINDLAY, OHIO

The APPROPRIATIONS COMMITTEE to whom was referred a request to discuss the Resiliency Fund via Ordinance No. 2020-130.

We recommend that funds from the second round of Cares Act funding be distributed in the following manner.

1st Priority will be disbursement through the Findlay-Hancock County Resilience Program as is laid out in the attached documents.

2nd Priority will be disbursement of any remaining funds as was laid out in the Appropriation Committee report dated 7-14-20

Also, The current legislation, Ord. 2020-130 will be amended by removing all language referring to any Appropriations.

Aye  Nay Jeff Wobser  
Jeff Wobser, Chairman

Aye  Nay Randy Greeno  
Randy Greeno

Aye  Nay Josh Palmer  
Josh Palmer

Aye  Nay ABSENT  
Tom Shindledecker

Aye  Nay Beth Warnecke  
Beth Warnecke

APPROPRIATIONS COMMITTEE

DATE: November 10, 2020

LEGISLATION Ord. 202-130  
Amended

# The Findlay-Hancock County Resilience Program

EMERGENCY RELIEF AND RECOVERY ASSISTANCE FOR HANCOCK COUNTY'S NONPROFIT ORGANIZATIONS

**Nonprofit organizations are critical to the stabilization and recovery of our community as we continue to move through the COVID-19 pandemic.** These essential community partners are on the front lines providing not only basic needs like food, housing, childcare, and mental health services, but also working in the arts, workforce development, youth initiatives, and other services so vital to our quality of life. The implementation of The Findlay-Hancock County Resilience Program will assist in providing emergency relief and recovery assistance to nonprofit organizations by offsetting increased expenses and mitigating some of the losses these organizations continue to face as a result of COVID-19. This funding will allow nonprofit organizations to continue providing important services to all who reside in Hancock County.



**56%** of nonprofits expected to see an **increase** in demand for their services

**81%** of respondents expected to have a **decrease** in funding

**54%** of nonprofits could operate **six months or less** with existing revenue streams without severe disruption to operations and programming

*\*Results from June 2020 survey of Hancock County nonprofits.*



**“COVID-19 has required us to use the majority of our resources on ensuring our clients, volunteers and staff are safe.”**

**- ERIC MCKEE, NAMI HANCOCK COUNTY**



**“Our expenses are 24% higher than last year due to the pandemic.”**

**- TOMMIE HARNER, WEST CENTRAL OHIO FOODBANK**



# The Findlay-Hancock County Resilience Program

HELPING NONPROFITS RECOVER FROM THE PANDEMIC



# The Findlay-Hancock County Resilience Program Application

## ORGANIZATION INFORMATION

Name of Organization: \_\_\_\_\_ EIN Number: \_\_\_\_\_

Contact Name: \_\_\_\_\_

Contact Email: \_\_\_\_\_ Contact Phone: \_\_\_\_\_

Organization Website: \_\_\_\_\_

## THRESHOLDS

Nonprofit organizations must meet and check all of the following thresholds to be eligible for funding consideration.

- This nonprofit organization is a registered 501(c)(3) organization in the State of Ohio.
- The organization is in good standing with the Internal Revenue Service.
- This organization is in compliance with all State of Ohio legal and regulatory requirements.
- All proposed reimbursement requests are for expenses and losses **caused by, or in response to, the COVID-19 public health emergency.**
- All proposed reimbursement requests are for expenses and losses occurring between **March 1, 2020 and December 15, 2020.**
- This funding request is not supplanting other federal funds.
- This organization agrees to ensure nonduplication of efforts for budgeted items and that funds are used appropriately.
- This organization is aware that these U.S. Treasury CARES Act funds are federal funds subject to all applicable federal regulations. For more information on the CARES Act funds, visit <https://home.treasury.gov/policy-issues/cares/state-and-local-governments>
- This organization is providing services to Findlay and/or Hancock County residents.
- This organization agrees to the following statement for the provision of services:  
*"To provide services without regard to race, religion, national origin, ethnicity, age, gender, gender identity & expression, disability, sexual orientation, veteran status, familial status or socio-economic status; and agrees to maintain a commitment to cultural competence and ongoing development of cultural competence capabilities of staff and organization."*



**Select Category One and/or Category Two and complete the Qualifying Questions section on the following page. Be sure to answer all questions and submit required documentation.**

## **CATEGORY ONE: INCREASED OR NEW EXPENSES**

**Amount of Increased Expenses: \$**

**Concise description of increased expenses:** 500 words or less, attach additional pages as needed.

**How were increased expenses caused by, or in response to, the COVID-19 public health emergency?**  
250 words or less, attach additional pages as needed.

**List all other sources already received for increased expenses**

- Federal funding sources and amounts.
- State of Ohio sources and amounts.
- All other COVID-19 emergency response funds amounts – include any amounts that have been applied for but have not received a decision.

**Amount of Funding Request: \$**

*This request should not be greater than the increased expenses minus all other funds already received to pay for those expenses.*

**How does this funding request benefit the residents of Findlay and/or Hancock County?**  
250 words or less, attach additional pages as needed.

Include original receipts from the various expenses.\* Include Form W-9.

*\*Copies of receipts will be accepted with application. Original receipts will be required if funding is awarded.*

## **CATEGORY TWO: REVENUE LOSS**

**Amount of Organization Revenue Loss: \$**

**Concise description of the organization's revenue loss:** 500 words or less, attach additional pages as needed.

**Explain how the revenue loss was caused by, or in response to, the COVID-19 public health emergency:**  
250 words or less, attach additional pages as needed.

**List all other sources already received for revenue loss**

- Federal funding sources and amounts.
- State of Ohio funding sources and amounts.
- All other COVID-19 emergency response funds amounts – include any amounts that have been applied for but have not received a decision.

**Amount of Funding Request: \$**

*This request should not be greater than the total revenue loss minus all other funds already received for that loss.*

**How does this funding request benefit the residents of Findlay and/or Hancock County?**  
250 words or less, attach additional pages as needed.

To demonstrate the revenue losses, organizations will need to submit 2-3 years of financial statements from the fundraising event or initiative and an explanation for the 2020 budgeted amount. If this is the first year for an event, it is not eligible for funding. Include Form W-9.

**One Grand Total Request = Category One + Category Two**

## QUALIFYING QUESTIONS

**Be sure to answer all questions and submit required documentation. Attach additional pages as needed.**

- To what degree was the organization negatively impacted through increased expenses and/or decreased revenue during the pandemic?
- Has the organization utilized all available funding opportunities to assist with the funding request?
- Could this funding request be addressed by another source?
- What is the community impact of the organization?
- What community needs are addressed by the organization's services?
- How does the organization collaborate with other providers to avoid significant duplication and help make the best use of community resources?
- Has the organization taken steps to adjust their operations for maximum efficiency and effectiveness during the pandemic?

## SIGNATURE AND DATE

“By signing and dating this box, I certify that all information provided is accurate. False information will result in not being eligible to receive funding from this program or forfeiting all awarded funds.”

**Signature:** \_\_\_\_\_

**Name:** \_\_\_\_\_

**Title:** \_\_\_\_\_

**Date:** \_\_\_\_\_

*All applications are due by 12:00 p.m. on Monday, November 30, 2020*

# The Findlay-Hancock County Resilience Program

FUNDING REVIEW PROCESS



# The Findlay-Hancock County Resilience Program

## REVIEW PROCESS

### PHASE ONE: THRESHOLD REVIEW

**The City of Findlay will ensure the following thresholds are met:**

- Nonprofit organization is a registered 501(c)(3) organization.
- Organization is in good standing with the Internal Revenue Service.
- Applicant is in compliance with all State of Ohio legal and regulatory requirements.

**The Selection Committee will meet to discuss the following thresholds are met per the submitted application:**

- All proposed funding requests are for expenses and losses caused by, or in response to, the COVID-19 public health emergency.
- All proposed funding requests are for expenses and losses occurring between March 1, 2020 and December 15, 2020.
- This funding request is not supplanting other federal funds.
- This organization is providing services to Findlay and/or Hancock County residents.

**The applicant organization is responsible to ensure the following thresholds are being met:**

- This organization agrees to ensure nonduplication of efforts for budgeted items and that funds are used appropriately.
- This organization is aware that these U.S. Treasury CARES Act funds are federal funds subject to all applicable federal regulations. For more information on the CARES Act funds, visit <https://home.treasury.gov/policy-issues/cares/state-and-local-governments>
- This organization agrees to the following statement for the provision of services:  
*"To provide services without regard to race, religion, national origin, ethnicity, age, gender, gender identity & expression, disability, sexual orientation, veteran status, familial status or socio-economic status; and agrees to maintain a commitment to cultural competence and ongoing development of cultural competence capabilities of staff and organization."*

### PHASE TWO: SELECTION COMMITTEE REVIEW

**Purpose of Review:** The Committee's review will ensure that funding is awarded to a variety of nonprofit organizations that have significant community impact and meet a wide variety of needs in our community. Selection Committee members will independently review applications and score them based on the rubric below. Scores will be tabulated and serve as a basis for awarding funding.

### PHASE THREE: SELECTION COMMITTEE AWARDS FUNDING

**Purpose of Phase:** Following the independent review of each application, the Selection Committee will meet to award funding.

A minimum of 25% of available funds will be awarded proportionately across all applications that meet criteria for funding. If part of a request is deemed ineligible, the remainder of the request will still be considered. For remaining available funds, requests will be scored by the Selection Committee based on the rubric listed below with a goal of distributing funds across as many subsectors as possible.

# The Findlay-Hancock County Resilience Program

## RUBRIC FOR THE RESILIENCE PROGRAM

Each item will be scored on a scale from 1-5. 1 being strongly disagree and 5 being strongly agree (except where noted below). There will also be an N/A choice for reviewers.

### CATEGORY ONE: INCREASED EXPENSES

- Concise description of increased or new expenses.
- Clear connection between the increased or new expenses being caused by, or in response to, the COVID-19 public health emergency.
- All increased or new expenses are eligible for funding:
  - Yes
  - No
  - If no, identify which expenses are not eligible. Explain why not eligible.
- Clear explanation of how the Category One funding request benefits the residents of Findlay and Hancock County.

### CATEGORY TWO: REVENUE LOSS

- Concise description of revenue loss(es).
- Clear connection between revenue loss (es) being caused by, or in response to, the COVID-19 public health emergency.
- All revenue losses are eligible for funding:
  - Yes
  - No
  - If no, identify which losses are not eligible. Explain why not eligible.
- Clear explanation of how the Category Two (Revenue Loss) funding request benefits the residents of Findlay and Hancock County.

### CATEGORY THREE: THRESHOLD FEEDBACK

- Organizational impact from COVID-19:
  - To what degree was the organization negatively impacted through increased expenses and/or decreased revenue during the pandemic?
- Availability, and utilization, of other funding sources:
  - Has the organization utilized all available funding opportunities to assist with the funding request?
  - Could this funding request be addressed by another source?
- Overall community benefit:
  - What is the community impact of this organization?
  - What community needs are addressed by this organization's services?
  - How does this organization collaborate with other providers to avoid significant duplication and help make the best use of community resources?
- Organizational agility during pandemic:
  - Has the organization taken steps to adjust their operations for maximum efficiency and effectiveness during the pandemic?

# The Findlay-Hancock County Resilience Program

HELPING NONPROFITS RECOVER FROM THE PANDEMIC

NOVEMBER 2020 • CARES ACT 2020



# The Findlay-Hancock County Resilience Program

Dear Community Stakeholders:

Nonprofit organizations are critical to the stabilization and recovery of our community as we continue to navigate the COVID-19 pandemic. These organizations are on the front lines, providing not only safety net services in our community like food, housing, childcare, and mental health services, but also delivering the arts, workforce development, youth initiatives, and other important services for our residents. While supporting our community through this crisis, nonprofit organizations throughout Findlay and Hancock County have also been impacted significantly by this pandemic.

Recognizing the important role of these community partners, the City of Findlay is pleased to join forces with The Findlay-Hancock County Community Foundation in announcing The Findlay-Hancock County Resilience Program. The implementation of this program will help provide stability to 501(c)(3) nonprofit organizations by assisting with the additional costs incurred and mitigate some of the losses these organizations continue to face as a result of COVID-19. This funding will allow nonprofit organizations to continue providing important services to all who reside in Findlay and Hancock County.

We are grateful to the City of Columbus and Franklin County, Ohio for serving as a model for this program and their willingness to share their expertise as we prepared our process.

The Findlay-Hancock County Resilience Program is a collaborative effort led by the City of Findlay and The Findlay-Hancock County Community Foundation. Other partners include the Hancock County Commissioners and United Way of Hancock County. We recognize that our nonprofit community has been hard hit by this pandemic and we are pleased to announce the release of a Request for Proposals (RFP) for The Findlay-Hancock County Resilience Program with up to \$500,000 of funding through the 2020 CARES Act.



## The Findlay-Hancock County Resilience Program

# Request for Proposals

## THE APPLICATION PERIOD FOR THE FINDLAY-HANCOCK COUNTY RESILIENCE PROGRAM

is open from Wednesday, November 18 until 12:00 p.m. on  
Monday, November 30, 2020. This request for proposals will cover  
a grant program period of March 1, 2020 through December 15, 2020.

Applications should be submitted to the Mayor's  
office at [Mayor@FindlayOhio.com](mailto:Mayor@FindlayOhio.com)

Please consider the following:

- Read and follow all the instructions and guidelines.
- Take note of the timeline with submission deadlines.





# The Findlay-Hancock County Resilience Program

## GENERAL GUIDELINES

### APPLICANT ELIGIBILITY

- Applicant organization must be a 501(c)(3) nonprofit organization:
  - Providing services that have significant community impact,
  - Serving residents of Findlay and Hancock County,
  - In good standing with the Internal Revenue Service (IRS), and
  - In compliance with all State of Ohio legal and regulatory requirements.

### FUNDING GUIDELINES

- Only one (1) application per 501(c)(3) organization will be accepted.
- There is no minimum or maximum funding award.
- Resilience Program partners reserve the right to not award, or to partially award, eligible agencies and eligible reimbursement requests.
- Reimbursements can be used for Increased Expenses (Category One) and/or Revenue Losses (Category Two) incurred by the applicant organization from **March 1, 2020 to December 15, 2020 as caused by, or in response to, the COVID-19 public health emergency.**
- Reimbursement funds may not supplant other federal funds received by the organization.
- Per the agreement, nonprofit organizations that are awarded a reimbursement will be required to submit final reports by **December 18, 2020.**
- CARES Act funds are federal U.S. Treasury funds. As such they are subject to federal regulations including, but not limited to:
  - Single Audit Act, 2 CFR 200.303 (internal controls), and
  - 2 CFR 200.303-.332 (subrecipient monitoring).

# The Findlay-Hancock County Resilience Program

## APPLICATION TIMELINE

<b>Wednesday, November 18, 2020</b>	Webinar and Q&A session about the Resilience Program.
<b>Monday, November 30, 2020</b>	DEADLINE: Organizations submit applications by 12:00 p.m.
<b>Wednesday, December 2, 2020</b>	Selection Committee meets to review applications and make award decisions.
<b>Monday, December 7, 2020</b>	The City of Findlay will host a Zoom meeting for successful applicants from 9:00 to 10:30 a.m. to share information regarding agreements, payment and reporting requirements.
<b>Friday, December 18, 2020</b>	Per their agreements, nonprofit organizations that are awarded funding will be required to submit final reports to the City of Findlay.

If you have any questions about The Findlay-Hancock County Resilience Program, please consider registering for the webinar on Wednesday, November 18, 2020 or contact the Mayor's office at [Mayor@FindlayOhio.com](mailto:Mayor@FindlayOhio.com)

# The Findlay-Hancock County Resilience Program

## THRESHOLDS

Nonprofit organizations must meet and check all of the following thresholds to be eligible for funding consideration.

- This nonprofit organization is a registered 501(c)(3) organization in the State of Ohio.
- The organization is in good standing with the Internal Revenue Service.
- This organization is in compliance with all State of Ohio legal and regulatory requirements.
- All proposed reimbursement requests are for expenses and losses **caused by, or in response to, the COVID-19 public health emergency.**
- All proposed reimbursement requests are for expenses and losses occurring between **March 1, 2020 and December 15, 2020.**
- This funding request is not supplanting other federal funds.
- This organization agrees to ensure nonduplication of efforts for budgeted items and that funds are used appropriately.
- This organization is aware that these U.S. Treasury CARES Act funds are federal funds subject to all applicable federal regulations. For more information on the CARES Act funds, visit <https://home.treasury.gov/policy-issues/cares/state-and-local-governments>
- This organization is providing services to Findlay and/or Hancock County residents.
- This organization agrees to the following statement for the provision of services:  
*“To provide services without regard to race, religion, national origin, ethnicity, age, gender, gender identity & expression, disability, sexual orientation, veteran status, familial status or socio-economic status; and agrees to maintain a commitment to cultural competence and ongoing development of cultural competence capabilities of staff and organization.”*

# The Findlay-Hancock County Resilience Program

## INVESTMENT CATEGORIES

### I. CATEGORY ONE: INCREASED OR NEW EXPENSES

#### Increased or New Expenses

- As caused by, or in response to, the COVID-19 public health emergency.
- From March 1, 2020 through December 15, 2020.
- Definition of expense: The cost required to buy or obtain goods or services.

**See Appendix A for Examples of Organization Business Expenses**

### II. CATEGORY TWO: REVENUE LOSS

#### Unforeseen Losses of Revenue

- As caused by, or in response to, the COVID-19 public health emergency.
- From March 1, 2020 through December 15, 2020.
- Definition of revenue: Income coming into the organization for operations and programming.

**See Appendix B for Examples of Revenue Losses**

# The Findlay-Hancock County Resilience Program

## APPLICATION FORMS AND QUESTIONS

Select Category One and/or Category Two and complete the Qualifying Questions section. Be sure to answer all questions and include required documentation and submit by the deadline.

### CATEGORY ONE: INCREASED OR NEW EXPENSES

#### **Amount of Increased Expenses: \$\$**

- Concise description of increased expenses: 500 words or less
- How were increased expenses caused by, or in response to, the COVID-19 public health emergency? 250 words or less
- List all other sources already receiving for increased expenses
  - Federal funding sources and amounts.
  - State of Ohio sources and amounts.
  - All other COVID-19 emergency response funds amounts - include any amounts that have been applied for but have not received a decision.

#### **Amount of Funding Request: \$\$**

- This request should not be greater than the increased expenses minus all other funds already received to pay for those expenses.

#### **How does this funding request benefit the residents of Findlay and/or Hancock County?**

250 words or less

Include Form W-9.

# The Findlay-Hancock County Resilience Program

## INVESTMENT CATEGORIES

### CATEGORY TWO: REVENUE LOSS

#### Amount of Organization Revenue Loss: \$\$

- Concise description of the organization's revenue loss: 500 words or less
- Explain how the revenue loss was **caused by, or in response to, the COVID-19 public health emergency:** 250 words or less
- List all other funding already received for revenue loss, including:
  - Federal funding sources and amounts.
  - State of Ohio funding sources and amounts.
  - All other COVID-19 emergency response funds amounts – include any amounts that have been applied for but have not received a decision.

#### Amount of Funding Request: \$\$

- This request should not be greater than the total revenue loss minus all other funds already received for that loss.

#### How does this funding request benefit the residents of Findlay and/or Hancock County?

250 words or less

Include Form W-9.

**One Grand Total Request = Category One + Category Two**

# The Findlay-Hancock County Resilience Program

## QUALIFYING QUESTIONS

**Be sure to answer all questions and submit required documentation.**

- To what degree was the organization negatively impacted through increased expenses and/or decreased revenue during the pandemic?
- Has the organization utilized all available funding opportunities to assist with the funding request?
- Could this funding request be addressed by another source?
- What is the community impact of the organization?
- What community needs are addressed by the organization's services?
- How does the organization collaborate with other providers to avoid significant duplication and help make the best use of community resources?
- Has the organization taken steps to adjust their operations for maximum efficiency and effectiveness during the pandemic?

# The Findlay-Hancock County Resilience Program

## FINAL REPORTS

We recognize the importance of collecting and utilizing both quantitative and qualitative data that will aid in our ability to share the story of our efforts and to articulate how the work that recipients do translates into positive impact in our community.

Recipients will be required to document the actual expenditure of the reimbursement award and also describe the work and achievements resulting from the investment of CARES Act funds in the recipients' organization. Since funding decisions will likely not cover the entirety of a request, recipients should submit documentation on the actual expenditure of the funds. For revenue losses, organizations will need to submit 2-3 years of financial statements from the fundraising event or initiatives covered. For increased expenses, submit original receipts from the various expenses. As an example, in the application, an organization may submit additional expenditures of \$100,000. If \$25,000 is received in funding, documentation for only the \$25,000 in expenditures should be submitted in the final report.

Aside from documentation of actual expenditures, the following two questions should be addressed in the final report:

- **What did we do?** What have been the principal accomplishments of the project? How have they been achieved? How were the funds used?
- **What difference did it make?** Describe the impact of your project through storytelling. This could include success stories from clients served, community partners, or agency staff. If applicable, please include quotes from anyone impacted by this project.

Final reports are due by Friday, December 18, 2020 to Mayor@FindlayOhio.com

## REVIEW AND SELECTION PROCESS

We are releasing this request for proposals for the purpose of soliciting requests for reimbursement from local 501(c)(3) organizations that provide services to residents in Findlay and Hancock County, Ohio.

Applications submitted will be reviewed based on the eligibility of the organization and the eligibility of the funding request.

Applications submitted will be reviewed and funding decisions made by an independent Selection Committee. This Committee is established by The Findlay-Hancock County Resilience Program partners to ensure a fair distribution of CARES Act funding to eligible nonprofit organizations, and includes a representative from The Findlay-Hancock County Community Foundation, a representative from the Hancock County Township Association, a representative from the United Way of Hancock County, the Mayor of the City of Findlay, a Hancock County Commissioner, and the Chair of the City of Findlay Council Appropriations Committee.

Reviews will hold to the following investment values:

- Build upon strategic investments in the nonprofit sector.
- Provide service equity to all patients, clients, customers, consumers and service users.
- Produce results that aid in long-term recovery efforts.





# The Findlay-Hancock County Resilience Program

## APPENDIX A

### Increased Business Expenses

Requests for reimbursement can be used for operational, administrative, technological, staffing and supply expenses required to support the applicant organization and its programs if documented **as caused by, or in response to, the COVID-19 public health emergency.**

#### Example categories including, but not limited to:

- COVID-19 Cleaning Services
- COVID-19 Personal Protective Equipment (PPE)
- Renovation/Remodeling/Purchase of Equipment
- Data Management Infrastructure
- Finance:
  - Budgeting
  - Cashflow stress testing
  - Alternative income options
  - Accounting
  - Bookkeeping
  - Streamlining expenses
- Human Resources
  - Navigating legislation
  - Changes to policy and procedural manuals
  - Employee benefits and hours
  - Unemployment
- Legal Services
- Staff Expenses
  - Hazard pay
  - Hiring to fill for volunteer loss
  - Volunteers
- Technology – Hardware
  - Tablets
  - Laptops
  - Cell phones
  - Barcode scanners
  - Video cameras
  - Web cams
  - Upgraded Internet
  - Wi-Fi
  - Memory upgrades
- Technology – Software
  - Teleconference subscriptions
  - Telemedicine
  - Video editing
  - E-commerce platform
  - Remote learning
  - Virtual hiring
  - Volunteer tracking

For increased expenses, original receipts from the various expenses must be included in the application. These costs must be directly tied to the COVID-19 public health emergency.

# The Findlay-Hancock County Resilience Program

## APPENDIX B

### Examples of Revenue Losses

#### Examples of losses of revenue including, but not limited to:

1. Fundraising losses
2. Fee for services losses
3. Individual donation losses
4. Reimbursements
5. Social Enterprise/Retail

In the application section around revenue losses, organizations will need to submit 2-3 years of financial statements from the fundraising event and an explanation for the 2020 budgeted amount. If this is the first year for an event, it is not eligible.



**OFFICE OF  
THE MAYOR  
CHRISTINA M. MURYN**

Paul E. Schmelzer, P.E., P.S.  
Safety Director

XYZ AGENCY

c/o

Address 1

Address 2

City, State ZIP

DATE

Congratulations!

After evaluating XX applications requesting more than \$X,XXX,XXX in funding, we are pleased to inform you that XYZ AGENCY was selected to receive 2020 CARES Act funding through *The Findlay-Hancock County Resilience Program*. Your award of \$XX,XXX is being authorized by the City of Findlay via the **City of Findlay Auditor's Office**.

Included in this Notice of Award you will find the following items: an agreement between XYZ AGENCY and the City of Findlay and a draw down request form. It is imperative that you respond to this announcement quickly by confirming that you have received this letter via email by returning the attached agreement to Mayor Christina Muryn at [cmuryn@findlayohio.com](mailto:cmuryn@findlayohio.com) by Friday, December 4<sup>th</sup>. Unless otherwise stated in your response, the City of Findlay will work with the contact listed on the original application.

We will be hosting a Zoom meeting on **Monday, December 7, 2020 from 9 to 10:30 a.m.** to share information regarding agreements, payment and reporting requirements. Please be sure to have all pertinent representatives from your agency available to attend this important virtual meeting.

Thank you for your continued commitment to assist Hancock County residents in recovering from the COVID-19 pandemic. Our hope is that this CARES Act funding will increase your capacity and resilience in serving our residents. We are excited and looking forward to working with you over these next few weeks. If you have any questions regarding this notice please contact Mayor Christina Muryn, at [mayor@findlayohio.com](mailto:mayor@findlayohio.com) or by calling 419-424-7137.

On behalf of the City of Findlay and The Findlay-Hancock County Resilience Program Selection Committee, thank you.

Sincerely,

Christina M. Muryn  
Mayor



## Sub-Grant Agreement

**Opportunity Title:** The Findlay-Hancock County Resilience Program

**Funding Organization:** U.S. Department of Treasury

**Prime Recipient:** Ohio Office of Budget and Management

**CFDA Number and Grant Name:** 21.019 Coronavirus Relief Fund

**Project Start Date:** March 1, 2020

**Project End Date:** December 15, 2020

**Grantor:** City of Findlay Auditor's Office.

**Administrator:** The City Auditor is the administrator for this grant and has final review authority to approve or deny funding based on requirements as outlined in the program documents.

**Grantee:**

XYZ AGENCY

EIN:

c/o

Email:

Address 1

Phone Number:

Address 2

City, State ZIP

**Award Amount:** List the total award amount here.

**Payment Method:** Check to award recipient. See enclosed draw form for more detail.

**Project Description:** Full details may be found on the award recipient's application. This program funds increased costs and lost revenue for Hancock County, Ohio nonprofit organizations.

**Requirements:** As federal funding, award recipients are expected to meet all U.S. Department of Treasury requirements. They can be found here: <https://home.treasury.gov/policy-issues/cares/state-and-local-governments>. (These were agreed to as part of the application thresholds.)

**Revisions:** This funding agreement was developed and in effect as of the date the agreement was signed. City of Findlay reserves the right to revise agreement if guidance from the U.S. Treasury changes.

**Certification:** By signing below, each party agrees to the conditions of this agreement.

\_\_\_\_\_  
Nonprofit Executive Signature

\_\_\_\_\_  
City of Findlay Signature

\_\_\_\_\_  
Nonprofit Executive Printed Name

\_\_\_\_\_  
City of Findlay Printed Name

\_\_\_\_\_  
Nonprofit Executive Date

\_\_\_\_\_  
City of Findlay Date



**The Findlay-Hancock County Resilience Program  
Coversheet**

Please complete and submit this form. If your application includes Category One (Increased Expenses) please include original receipts and a spreadsheet with the expenses indexed with date, amount, and explanation for each expense item. Submit these documents to the City of Findlay Mayor’s Office located at the address listed below to receive your reimbursement funds.

Mayor’s Office  
318 Dorney Plaza, Room 310  
Findlay, OH 45840  
M-F 8am-5pm

Name of Organization: \_\_\_\_\_

Address: \_\_\_\_\_

Contact Person: \_\_\_\_\_

Contact Phone: \_\_\_\_\_

Contact Email: \_\_\_\_\_

EIN: \_\_\_\_\_

Total Award Amount: \_\_\_\_\_

\$XX,XXX

Drawdown Requested: \_\_\_\_\_

\$ \_\_\_\_\_

*I, \_\_\_\_\_, certify that I am duly authorized to request these funds on behalf of the above organization and that these funds are being expended in accordance with all applicable laws and regulations.*

\_\_\_\_\_  
Printed Name

\_\_\_\_\_  
Title

\_\_\_\_\_  
Signature

\_\_\_\_\_  
Date

*I, Christina M. Muryn, certify that the attached original invoices and spreadsheet are accurate and that these funds are being awarded in accordance with the determination approved by The Findlay-Hancock County Resilience Program Funding Selection Committee.*

\_\_\_\_\_  
Christina M. Muryn, Mayor

\_\_\_\_\_  
Date

Date Submitted to Auditors Office: \_\_\_\_\_

Check Issued Date: \_\_\_\_\_

Check #: \_\_\_\_\_

Check picked up by: \_\_\_\_\_

Printed Name

Signature

Date



**Committee Members:**

- Grant Russel, at large – Committee Chair
- Dennis Hellmann, Ward 2
- Tom Shindledecker, at-large
- Jim Slough, Ward 4
- Beth Warnecke, Ward 3

**Staff:**

- Matt Cordonnier, HRPC Director
- Judy Scrimshaw, HRPC
- Jacob Mercer, HRPC
- Erik Adkins, Findlay Zoning

Meeting Start Time: 12:03 PM  
Meeting End Time: 12:05 PM

**Guests:**

- David Rader, applicant

**Agenda:**

Call to Order

- Meeting called to order at noon.

Roll Call

New Items

1. 726 S Blanchard St rezone
  - Request to rezone to C-2 commercial from R-4 duplex/triplex
  - City Planning Commission approved 4-0
  - Per Matt Cordonnier
    - Notices sent out with no concerns receive
    - Previously was C-1; rezoned to R-4 in August 2020
    - Currently is a self-server car wash
  - MOTION: recommend approval as requested (Russel / Shindledecker)
    - Motion approved 4-0

Tabled Items

1. Midland Rezone (tabled)

Adjournment

- Meeting adjourned at 12:05 pm

*Grant C. Russel*

Grant Russel, Planning & Zoning Committee Chair

**COMMITTEE REPORT**

**THE CITY COUNCIL OF THE CITY OF FINDLAY, OHIO**

The **PLANNING & ZONING COMMITTEE** to whom was referred a request from David and Jacquelyn Rader to rezone 726 South Blanchard Street from R4 Duplex/Triplex to C2 Commercial District.

We recommend

*APPROVAL AS REQUESTED*

**PUBLIC HEARING:**

Aye  Nay *Grant Russel* *MOTION*  
Grant Russel, Chairman

Aye  Nay *Dennis Hellmann*  
Dennis Hellmann

Aye  Nay *Tom Shindlecker* *SECOND*  
Tom Shindlecker

Aye  Nay *James Slough*  
James Slough

Aye  Nay *ABSENT*  
Beth Warnecke

**PLANNING & ZONING COMMITTEE**

**LEGISLATION:** \_\_\_\_\_

**DATED:** November 12, 2020

**FINDLAY CITY COUNCIL  
CARRY-OVER LEGISLATION  
NOVEMBER 17, 2020**

**RESOLUTION NO. 030-2020** (*CDBG – fair housing services agreement*) **requires three (3) readings** **second reading**  
A RESOLUTION AUTHORIZING THE MAYOR OF THE CITY OF FINDLAY, HANCOCK COUNTY, STATE OF OHIO TO EXECUTE AN AGREEMENT WITH FINDLAY HOPE HOUSE FOR THE HOMELESS, INC. TO PROVIDE FAIR HOUSING SERVICES FOR RESIDENTS OF THE CITY OF FINDLAY BEGINNING NOVEMBER 1, 2020.

**RESOLUTION NO. 031-2020** (*No PO*) **requires one (1) reading** **second reading**  
A RESOLUTION APPROVING THE EXPENDITURES MADE BY THE AUDITORS OFFICE ON THE ATTACHED LIST OF VOUCHERS WHICH EITHER EXCEED THE PURCHASE ORDER OR WERE INCURRED WITHOUT A PURCHASE ORDER EXCEEDING THE STATUTORY LIMIT OF THREE THOUSAND DOLLARS (\$3000.00) ALL IN ACCORDANCE WITH OHIO REVISED CODE 5705.41(D).

**ORDINANCE NO. 2020-121** (*salary ordinance*) **requires three (3) readings** **third reading**  
AN ORDINANCE ESTABLISHING JOB CLASSIFICATIONS, PAY RANGES, SALARY SCHEDULES AND OTHER MATTERS THAT MAY AFFECT PAY, FOR ALL NON-ELECTED OFFICERS AND EMPLOYEES OF THE CITY OF FINDLAY, OHIO, AND REPEALING ORDINANCE NO. 2019-086, AND ALL OTHER ORDINANCES AND/OR PARTS OF ORDINANCES IN CONFLICT HEREWITH, AND DECLARING AN EMERGENCY.

**ORDINANCE NO. 2020-124** (*Zoning map updates*) **requires three (3) readings** **third reading**  
AN ORDINANCE REPEALING THE CURRENT ZONING MAP INCLUDED IN THE CURRENT ZONING CODE CHAPTER 1101 ET SEQ OF THE CODIFIED ORDINANCES OF THE CITY OF FINDLAY, OHIO, AND IN ITS PLACE, ADOPTING, APPROVING, AND INCORPORATING A REVISED ZONING MAP, ATTACHED HERETO, AS IF FULLY REWRITTEN HEREIN.

**ORDINANCE NO. 2020-126** (*BRWP \$5,000/year renewal for three (3) years*) **requires three (3) readings** **second reading**  
AN ORDINANCE AUTHORIZING THE MAYOR OF THE CITY OF FINDLAY, OHIO TO EXTEND ITS FINANCIAL COMMITMENT TO THE BLANCHARD RIVER WATERSHED PARTNERSHIP (BRWP) OF FIVE THOUSAND DOLLARS (\$5,000.00) PER YEAR FOR CALENDAR YEARS 2021 THROUGH 2023, AND DECLARING AN EMERGENCY.

**ORDINANCE NO. 2020-127** **second reading**  
(*Law Director budget - more funds for legal svcs (pending litigation & proposed detox facility)*)  
AN ORDINANCE APPROPRIATING FUNDS AND DECLARING AN EMERGENCY.

**ORDINANCE NO. 2020-128** (*HRPC provide CDBG program*) **requires three (3) readings** **second reading**  
AN ORDINANCE AUTHORIZING THE MAYOR OF THE CITY OF FINDLAY, OHIO, TO ENTER INTO AN AGREEMENT WITH THE HANCOCK REGIONAL PLANNING COMMISSION (HEREINAFTER REFERRED TO AS HRPC) FOR THE FACILITATION AND PREPARATION OF THE COMMUNITY DEVELOPMENT BLOCK GRANT (CDBG) PROGRAM, AND DECLARING AN EMERGENCY.

**ORDINANCE NO. 2020-130** (*Resiliency Fund – Coronavirus Relief Fund*) **requires three (3) readings** **tabled after  
first reading on 11/3/20**  
AN ORDINANCE AUTHORIZING THE MAYOR OF THE CITY OF FINDLAY, OHIO TO APPOINT REPRESENTATIVES TO SERVE AS THE GRANT REVIEW BOARD, AUTHORIZING THE CITY OF FINDLAY'S APPROPRIATIONS COMMITTEE TO REVIEW AND APPROVE THE APPLICATION PROCESS OF RESILIENCE PROGRAM (aka) CORONAVIRUS RELIEF FUNDS, APPROPRIATING FUNDS AND DECLARING AN EMERGENCY.



# City of Findlay

## Office of the Director of Law

318 Dorney Plaza, Room 310  
Findlay, OH 45840  
Telephone: 419-429-7338 • Fax: 419-424-7245

**Donald J. Rasmussen**  
Director of Law

NOVEMBER 17, 2020

THE FOLLOWING IS THE NEW LEGISLATION TO BE PRESENTED TO THE CITY COUNCIL OF THE CITY OF FINDLAY, OHIO, AT THE TUESDAY, NOVEMBER 17, 2020 MEETING.

### ORDINANCES

- 2020-132 AN ORDINANCE APPROPRIATING FUNDS AND DECLARING AN EMERGENCY.
- 2020-133 AN ORDINANCE APPROPRIATING FUNDS AND DECLARING AN EMERGENCY.
- 2020-134 AN ORDINANCE AMENDING CHAPTER 1100 ET SEQ OF THE CODIFIED ORDINANCES OF THE CITY OF FINDLAY, OHIO, KNOWN AS THE ZONING CODE BY REZONING THE FOLLOWING DESCRIBED PROPERTY (REFERRED TO AS 726 SOUTH BLANCHARD STREET REZONE) WHICH PREVIOUSLY WAS ZONED "R4 DUPLEX/TRIPLEX" TO "C2 COMMERCIAL DISTRICT".

**ORDINANCE NO. 2020-132**

**AN ORDINANCE APPROPRIATING FUNDS AND DECLARING AN EMERGENCY.**

BE IT ORDAINED by the Council of the City of Findlay, State of Ohio, two-thirds (2/3) of all members elected thereto concurring:

SECTION 1: That the following sums be and the same are hereby appropriated:

FROM:	Sewer Fund	\$ 21,600.00	
TO:	2018 Annual Sewer & Manhole Lining Program		\$ 21,600.00
	<i>Project No. 35680200</i>		

SECTION 2: This Ordinance is hereby declared to be an emergency measure necessary for the immediate preservation of the public peace, health and safety of the inhabitants of the City of Findlay, Ohio, and for the further reason it is immediately necessary to appropriate funds so that the aforementioned project may proceed expeditiously,

WHEREFORE, this Ordinance shall take effect and be in force from and after its passage and approval by the Mayor.

\_\_\_\_\_  
PRESIDENT OF COUNCIL

\_\_\_\_\_  
MAYOR

PASSED \_\_\_\_\_

ATTEST \_\_\_\_\_  
CLERK OF COUNCIL

APPROVED \_\_\_\_\_

**ORDINANCE NO. 2020-133**

**AN ORDINANCE APPROPRIATING FUNDS AND DECLARING AN EMERGENCY.**

BE IT ORDAINED by the Council of the City of Findlay, State of Ohio, two-thirds (2/3) of all members elected thereto concurring:

SECTION 1: That the following sums be and the same are hereby appropriated:

FROM:	Coronavirus Relief Fund ( <i>interest earnings</i> )	\$ 520.30
TO:	Coronavirus Relief Fund #22099000- <i>other</i>	\$ 520.30

FROM:	Coronavirus Relief Fund #22099000- <i>personal services</i>	\$ 12,448.64
TO:	Coronavirus Relief Fund #22099000- <i>other</i>	\$ 12,448.64

SECTION 2: This Ordinance is hereby declared to be an emergency measure necessary for the immediate preservation of the public peace, health and safety of the inhabitants of the City of Findlay, Ohio, and for the further reason it is immediately necessary to appropriate funds so that interest earned and costs associated with unemployment relating to the Coronavirus Relief Fund may be utilized,

WHEREFORE, this Ordinance shall take effect and be in force from and after its passage and approval by the Mayor.

\_\_\_\_\_  
PRESIDENT OF COUNCIL

\_\_\_\_\_  
MAYOR

PASSED \_\_\_\_\_

ATTEST \_\_\_\_\_  
CLERK OF COUNCIL

APPROVED \_\_\_\_\_

**ORDINANCE NO. 2020-134**

**AN ORDINANCE AMENDING CHAPTER 1100 ET SEQ OF THE CODIFIED ORDINANCES OF THE CITY OF FINDLAY, OHIO, KNOWN AS THE ZONING CODE BY REZONING THE FOLLOWING DESCRIBED PROPERTY (REFERRED TO AS 726 SOUTH BLANCHARD STREET REZONE) WHICH PREVIOUSLY WAS ZONED "R4 DUPLEX/TRIPLEX" TO "C2 COMMERCIAL DISTRICT".**

BE IT ORDAINED by the Council of the City of Findlay, State of Ohio:

SECTION 1: That the following described property:

Situated in the City of Findlay, County of Hancock, State of Ohio, and being Lot 6 south part 125.34 feet in the Gist & Morrison's Outlots of the City of Findlay, Ohio.

SECTION 2: That said property above described herein be and the same is hereby rezoned from R4 Duplex Triplex to C2 Commercial District.

SECTION 3: That from and after the effective date of this ordinance, said property above described herein shall be subject to C2 Commercial District regulations.

SECTION 4: This Ordinance shall be in full force and effect from and after the earliest period provided by law.

\_\_\_\_\_  
PRESIDENT OF COUNCIL

\_\_\_\_\_  
MAYOR

PASSED \_\_\_\_\_

ATTEST \_\_\_\_\_  
CLERK OF COUNCIL

APPROVED \_\_\_\_\_